

CPMT MINUTES
June 15, 2023
Sudley North – Jean McCoy
2:00 – 3:30 PM

CPMT Members:

Courtney Tierney, Chair, DSS
Lisa Fouser, parent rep
Aimee Holleb, PWCS
Lisa Madron, CS
Carl Street, Youth for Tomorrow (Private Provider)

Others Present:

Shazia Chughtai, DSS CSA
Jennifer Kooyoomjian, CSU
Jessica McCauley, DSS CSA
Ron Pannell, PWCS

Open Meeting:

Courtney Tierney, Chair, opened the meeting at 2:05 PM.

Minutes from May 18, 2023, were presented. **MOTION** to approve as presented. [CS motion, CT seconded]. Motion carried.

Expenditures and budget review – presented by Courtney Tierney

- Budget – FY23 YTD, was reviewed.
- Expenditures – **MOTION** to approve expenditure approvals from 5/15/23 - 6/9/23. [CS motion, LF seconded]. Motion carried.
- FY24 Case Action Approvals - **MOTION** to approve as presented. [CS motion, LM seconded]. Motion carried.

FAPT Member Parent Representative – **MOTION** to approve Heide Atwood as a FAPT parent representative upon receipt of the application. [AH motion, CS seconded]. Motion carried.

CSA Division Report – presented by Jessica McCauley

- Case Manager Training – We held six trainings for case managers and supervisors from CS, CSU and DSS with 100% participation.
- CSA Open Office Hours – Starting July 7, 2023, open office hours will be offered on Microsoft Teams. Open Office will be held first Friday of each month from 9:30-10:30 for any questions and from 10:30-11:30 for a designated CSA training topic.
- CSA SharePoint site – A CSA SharePoint site will be available in the next couple of months for case managers and other CSA stakeholders, and will include announcements, access to current forms, training, provider information and other relevant CSA resources. Jessica showed CPMT the current SharePoint site framework.

- “Tell Me Something Good” – The Harmony system will be replaced with Kinship on or around February 2024 and the initial stage of the replacement project is going well.

CLOSURE

Courtney Tierney closed the meeting at 2:25 PM. Next meeting is on July 20, 2023.

APPROVED:


Clerk to Board

CSA PROGRAM SUMMARY

(as of May 31, 2023)

		FY23 Budget	YTD Actuals	Balance	Proj. FY23 Revenue	Variance to Budget
State (includes Medicaid Holdback)		\$ 17,511,517	\$ 11,674,927	\$ 5,836,590	\$ 13,951,342	\$ 3,560,175
PWC - Public Schools		\$ 311,501	\$ 311,501	\$ -	\$ 311,501	\$ -
Revenue Total		\$ 17,823,018	\$ 11,986,428	\$ 5,836,590	\$ 14,262,843	\$ 3,560,175
CSA Program	CSA Category	FY23 Budget	YTD Actuals	Balance	Proj. FY23 Expenditures	
Admin*	Admin	\$ 461,487	\$ 808,129	\$ (146,642)	\$ 700,000	\$ (238,513)
	Harmony Replacement Project	\$ 1,350,000	\$ 842,397	\$ 507,603	\$ 842,397	\$ 507,603
Admin Total		\$ 1,811,487	\$ 1,450,527	\$ 360,961	\$ 1,542,397	\$ 269,090
COMMUNITY BASED	2F - FC Prevention Non-Residential	\$ 1,665,171	\$ 891,318	\$ 773,853	\$ 1,100,000	\$ 565,171
	2F1 - FC Prevention Non-Residential	\$ 122,755	\$ 94,434	\$ 28,321	\$ 120,000	\$ 2,755
	2G - Special Education - Private Day	\$ 13,145,009	\$ 12,102,381	\$ 1,042,628	\$ 14,500,000	\$ (1,354,991)
	2h - Wraparound Services - SPED	\$ 110,520	\$ 661	\$ 109,860	\$ 1,000	\$ 109,520
	3 - Non-Mandated CB Service	\$ 779,745	\$ 583,239	\$ 196,506	\$ 700,000	\$ 79,745
COMMUNITY BASED Total		\$ 15,823,200	\$ 13,672,033	\$ 2,151,167	\$ 16,421,000	\$ (597,800)
FOSTER CARE	2a - Therapeutic FC IV-E	\$ 84,144	\$ 74,855	\$ 9,289	\$ 100,000	\$ (15,856)
	2a1 - Therapeutic FC	\$ 514,658	\$ 262,864	\$ 251,792	\$ 300,000	\$ 214,658
	2a2 - Therapeutic FC (NCFC & PA)	\$ -	\$ -	\$ -	\$ -	\$ -
	2c - FC IV-E	\$ 64,426	\$ 180,328	\$ (115,902)	\$ 250,000	\$ (185,574)
	2e - Family FC	\$ 1,228,678	\$ 432,683	\$ 795,995	\$ 475,000	\$ 753,678
FOSTER CARE Total		\$ 1,891,904	\$ 950,730	\$ 941,174	\$ 1,125,000	\$ 766,904
RESIDENTIAL	1a - FC & TFC IV-E	\$ 71,263	\$ 65,164	\$ 6,099	\$ 100,000	\$ (28,737)
	1b - FC & TFC Non-IV-E	\$ 984,591	\$ 581,103	\$ 403,488	\$ 700,000	\$ 284,591
	1c - FC Prevention Residential	\$ 1,211,695	\$ 500,921	\$ 710,774	\$ 550,000	\$ 661,695
	1d - Non-Mandated Res Service	\$ -	\$ -	\$ -	\$ -	\$ -
	1e - Special Education	\$ 1,247,347	\$ 763,288	\$ 484,059	\$ 1,000,000	\$ 247,347
	2i - Crisis Stabilization	\$ -	\$ -	\$ -	\$ -	\$ -
RESIDENTIAL Total		\$ 3,514,896	\$ 1,910,476	\$ 1,604,420	\$ 2,350,000	\$ 1,164,896
Expenditure Total		\$ 23,041,488	\$ 17,983,766	\$ 5,057,722	\$ 21,438,397	\$ 1,603,090
General Fund Tax Support		\$ 5,218,470			\$ 7,175,554	\$ (1,957,084)

* Admin - Title IV-E staff budget needs to be shifted to the CSA Program to align with the shift from Family Services to CSA.

Harmony Replacement Project kicked off April 2023. Harmony is being replaced with KinShip. Any remaining balance is being carried over into FY24.

CPMT Approval Table

Agency: CS

FAPT Date	Case Manager	Client's Initials	Type Svcs*	Eligibility	Ser. Dates (start - end)	CM Request	FAPT Recommended	CPMT Approved	Comments
5/16/2023	Walker	JJ	RTC	FCP	06/01/23-06/30/23	\$18,933.60	\$18,933.60	\$18,933.60	
5/16/2023	Nguyen	IB	RTC	FCP	06/01/23-06/30/23	\$22,765.10	\$22,765.10	\$22,765.10	
5/17/2023	Alston	AW	RTC	FCP	06/01/23-06/30/23	\$18,798.70	\$18,798.70	\$18,798.70	
5/19/2023	Witherspoon	LS	CB	FCP	05/22/23-06/30/23	\$2,025.00	\$2,025.00	\$2,025.00	
5/23/2023	Martinez	GO	CB	FCP	05/25/23-06/30/23	\$8,082.00	\$8,082.00	\$8,082.00	
5/26/2023	Vymetal-Taylor	KH	RTC	FCP	06/01/23-06/30/23	\$13,938.60	\$13,938.60	\$13,938.60	
5/26/2023	Summer	PYG	RTC	FCP	06/01/23-06/30/23	\$18,933.60	\$18,933.60	\$18,933.60	
Total CS						\$103,476.60	\$103,476.60	\$103,476.60	

Agency: CSU

FAPT Date	Case Manager	Client's Initials	Type Svcs*	Eligibility	Ser. Dates (start - end)	CM Request	FAPT Recommended	CPMT Approved	Comments
5/16/2023	James	MW	RTC	FCP	06/01/23-06/30/23	\$18,933.60	\$18,933.60	\$18,933.60	
5/19/2023	Smith	DP	CB	FCP	06/01/23-06/30/23	\$3,000.00	\$3,000.00	\$3,000.00	
5/24/2023	Archibald	KM	RTC	FCP	06/01/23-06/30/23	\$18,798.70	\$18,798.70	\$18,798.70	
5/31/2023	Rodriguez	ER	CB	FCP	06/01/23-06/30/23	\$3,390.00	\$3,390.00	\$3,390.00	
6/7/2023	Moore	AAF	CB	FCP	06/09/23-06/30/23	\$810.00	\$810.00	\$810.00	
Total CSU						\$44,932.30	\$44,932.30	\$44,932.30	

Agency: DSS


FAPT Date	Case Manager	Client's Initials	Type Svcs*	Eligibility	Ser. Dates (start - end)	CM Request	FAPT Recommended	CPMT Approved	Comments
5/16/2023	Conley	KF	CB	FCP	06/01/23-06/30/23	\$700.00	\$700.00	\$700.00	
5/16/2023	Conley	AL	CB	FCP	06/01/23-06/30/23	\$3,000.00	\$3,000.00	\$3,000.00	
5/16/2023	Conley	MW	CB	FCP	05/17/23-06/30/23	\$1,500.00	\$1,500.00	\$1,500.00	
5/17/2023	Wafford	JG	TFC	FCP	05/17/23-06/30/23	\$9,510.32	\$9,510.32	\$9,510.32	
5/19/2023	Springfield	SR	CB	FCP	05/22/23-06/30/23	\$810.00	\$810.00	\$810.00	
5/23/2023	Thompson	ZM	RTC	FCP	05/23/23-06/30/23	\$25,561.56	\$25,561.56	\$25,561.56	
5/24/2023	Springfield	CP	CB	FCP	06/01/23-06/30/23	\$1,575.00	\$1,575.00	\$1,575.00	
5/30/2023	Williams	BL	RTC	FCP	06/01/23-06/30/23	\$17,864.36	\$17,864.36	\$17,864.36	
5/30/2023	Pena	CK	CB	FCP	06/01/23-06/30/23	\$1,800.00	\$1,800.00	\$1,800.00	
5/31/2023	Govan	ZM	CB	FCP	06/01/23-06/30/23	\$5,299.28	\$5,299.28	\$5,299.28	
5/31/2023	Conley	BC	CB	FCP	06/01/23-06/30/23	\$8,032.00	\$8,032.00	\$8,032.00	
5/31/2023	Annand	TMG	CB	FCP	06/01/23-06/30/23	\$1,275.00	\$1,275.00	\$1,275.00	
6/6/2023	Dinch	HHA	CB	FCP	06/23/23-06/30/23	\$1,500.00	\$1,500.00	\$1,500.00	
6/7/2023	Ryerson	AH	CB	FCP	06/09/23-06/30/23	\$810.00	\$810.00	\$810.00	
Total DSS						\$79,237.52	\$79,237.52	\$79,237.52	


Agency: PWCS

FAPT Date	Case Manager	Client's Initials	Type Svcs*	Eligibility	Ser. Dates (start - end)	CM Request	FAPT Recommended	CPMT Approved	Comments
5/17/2023	Raymo	RG	CB	NM	06/01/23-06/30/23	\$840.00	\$840.00	\$840.00	
5/17/2023	Raymo	KG	CB	FCP	05/19/23-06/30/23	\$3,240.00	\$3,240.00	\$3,240.00	
5/19/2023	Danner	CMV	CB	NM	06/01/23-06/30/23	\$1,695.00	\$1,695.00	\$1,695.00	
5/23/2023	Naples	AM	CB	FCP	05/25/23-06/30/23	\$750.00	\$750.00	\$750.00	
5/23/2023	Naples	DR	CB	NM	05/25/23-06/30/23	\$250.00	\$250.00	\$250.00	
5/23/2023	Naples	ER	CB	FCP	05/25/23-06/30/23	\$900.00	\$900.00	\$900.00	
5/24/2023	Orr	ACP	CB	NM	06/01/23-06/30/23	\$2,494.00	\$2,494.00	\$2,494.00	
5/24/2023	Raymo	AF	CB	FCP	06/15/23-06/30/23	\$405.00	\$405.00	\$405.00	
5/30/2023	Danner	SBM	CB	FCP	06/01/23-06/30/23	\$4,559.00	\$4,559.00	\$4,559.00	
5/31/2023	Danner	MB	CB	NM	06/01/23-06/30/23	\$580.00	\$580.00	\$580.00	
6/6/2023	Raymo	ARM	CB	NM	06/08/23-06/30/23	\$650.00	\$650.00	\$650.00	
6/9/2023	Naples	HF	CB	FCP	06/12/23-06/30/23	\$1,170.00	\$1,170.00	\$1,170.00	
5/26/23	MA	KS	IEP	IEP	5/26/23-6/14/23	\$4,294.16	\$4,294.16	\$4,294.16	
6/5/23	DN	ZG	IEP	IEP	6/5/23-6/30/23	\$6,367.66	\$6,367.66	\$6,367.66	
Total PWCS						\$28,194.82	\$28,194.82	\$28,194.82	

Grand Total \$255,841.24 \$255,841.24 \$255,841.24

CPMT Chair - Courtney Tierney

Signature: 

Date: 

CPMT Approval Table

Agency: CS

FAPT Date	Case Manager	Client's Initials	Type Svcs*	Eligibility	Ser. Dates (start - end)	CM Request	FAPT Recommended	CPMT Approved	Comments
1/11/2023	Black	NLS	CB	FCP	07/01/23-07/31/23	\$1,425.00	\$1,425.00	\$1,425.00	
1/11/2023	Black	AH	CB	FCP	07/01/23-07/31/23	\$1,800.00	\$1,800.00	\$1,800.00	
1/17/2023	Sumner	MH	CB	NM	07/01/23-07/31/23	\$200.00	\$200.00	\$200.00	
1/17/2023	Vymetal-Taylor	AK	CB	FCP	07/01/23-07/31/23	\$1,342.00	\$1,342.00	\$1,342.00	
1/18/2023	Black	FP	CB	NM	07/01/23-07/31/23	\$675.00	\$675.00	\$675.00	
1/18/2023	Alston	LP	CB	NM	07/01/23-07/31/23	\$7,500.00	\$7,500.00	\$7,500.00	
2/7/2023	Spence	AP	CB	FCP	07/01/23-08/31/23	\$3,780.00	\$3,780.00	\$3,780.00	
2/8/2023	Sumner	AC	CB	M	07/01/23-08/31/23	\$1,170.00	\$1,170.00	\$1,170.00	
2/8/2023	Alston	AAH	CB	FCP	07/01/23-08/31/23	\$4,000.00	\$4,000.00	\$4,000.00	
2/10/2023	Nguyen	HY	CB	NM	07/01/23-08/31/23	\$9,051.20	\$9,051.20	\$9,051.20	
2/10/2023	Alston	MW	CB	FCP	07/01/23-08/31/23	\$7,434.00	\$7,434.00	\$7,434.00	
2/28/2023	Spence	AHM	CB	FCP	07/01/23-09/30/23	\$7,830.00	\$7,830.00	\$7,830.00	
3/14/2023	Walker	LL	CB	FCP	07/01/23-09/30/23	\$4,030.00	\$4,030.00	\$4,030.00	
3/14/2023	Alston	BG	CB	FCP	07/01/23-08/31/23	\$3,780.00	\$3,780.00	\$3,780.00	
3/22/2023	Black	JS	CB	FCP	07/01/23-09/30/23	\$780.00	\$780.00	\$780.00	
3/22/2023	Spence	EG	CB	FCP	07/01/23-09/30/23	\$11,000.00	\$11,000.00	\$11,000.00	
3/22/2023	Spence	ZM	CB	FCP	07/01/23-09/30/23	\$4,550.00	\$4,550.00	\$4,550.00	
4/11/2023	Alston	JC	CB	NM	07/01/23-09/30/23	\$5,265.00	\$5,265.00	\$5,265.00	
4/12/2023	Black	JSC	CB	FCP	07/01/23-10/31/23	\$4,050.00	\$4,050.00	\$4,050.00	
4/18/2023	Sumner	KA	CB	FCP	07/01/23-10/31/23	\$8,280.00	\$8,280.00	\$8,280.00	
4/18/2023	Nguyen	FR	CB	NM	07/01/23-10/31/23	\$3,750.00	\$3,750.00	\$3,750.00	
4/19/2023	Alston	AGP	CB	FCP	07/01/23-10/31/23	\$9,360.00	\$9,360.00	\$9,360.00	
4/20/2023	Alston	TT	CB	FCP	07/01/23-10/31/23	\$4,680.00	\$4,680.00	\$4,680.00	Admin request
4/25/2023	Otchere	CF	CB	FCP	07/01/23-10/31/23	\$5,220.00	\$5,220.00	\$5,220.00	
4/26/2023	Walker	DE	CB	FCP	07/01/23-10/31/23	\$5,950.00	\$5,950.00	\$5,950.00	
4/26/2023	Black	LHW	RTC	M	07/01/23-07/31/23	\$19,225.95	\$19,225.95	\$19,225.95	
4/26/2023	Nguyen	BG	RTC	M	07/01/23-07/31/23	\$21,210.55	\$21,210.55	\$21,210.55	
5/2/2023	Alston	BG	RTC	M	07/01/23-07/31/23	\$20,670.75	\$20,670.75	\$20,670.75	
5/2/2023	Walker	KA	CB	FCP	07/01/23-10/31/23	\$4,930.00	\$4,930.00	\$4,930.00	
5/3/2023	Black	AH	CB	FCP	07/01/23-10/31/23	\$2,812.00	\$2,812.00	\$2,812.00	
5/3/2023	Lockett	AD	CB	FCP	07/01/23-10/31/23	\$720.00	\$720.00	\$720.00	
5/3/2023	Spence	HH	CB	FCP	07/01/23-11/30/23	\$5,000.00	\$5,000.00	\$5,000.00	
5/9/2023	Martinez	RD	RTC	M	07/01/23-08/31/23	\$1,125.00	\$1,125.00	\$1,125.00	
5/10/2023	Black	JP	RTC	M	07/01/23-08/31/23	\$37,245.84	\$37,245.84	\$37,245.84	
5/12/2023	Alston	SS	CB	FCP	07/01/23-11/30/23	\$8,400.00	\$8,400.00	\$8,400.00	
5/16/2023	Walker	JJ	RTC	M	07/01/23-08/31/23	\$38,733.88	\$38,733.88	\$38,733.88	
5/16/2023	Nguyen	IB	RTC	M	07/01/23-08/31/23	\$46,394.20	\$46,394.20	\$46,394.20	
5/17/2023	Alston	AW	RTC	M	07/01/23-08/31/23	\$38,629.18	\$38,629.18	\$38,629.18	
5/19/2023	Witherspoon	LS	CB	FCP	07/01/23-11/30/23	\$6,750.00	\$6,750.00	\$6,750.00	
5/24/2023	Alston	EM	CB	NM	07/01/23-11/30/23	\$9,240.00	\$9,240.00	\$9,240.00	
5/26/2023	Vymetal-Taylor	KH	RTC	M	07/01/23-07/31/23	\$13,902.88	\$13,902.88	\$13,902.88	
5/26/2023	Sumner	PYG	RTC	M	07/01/23-08/31/23	\$38,733.88	\$38,733.88	\$38,733.88	
6/6/2023	Black	SS	RTC	M	07/01/23-09/30/23	\$61,086.88	\$61,086.88	\$61,086.88	
6/6/23	Alston	CH	CB	FCP	07/01/23-12/31/23	\$6,359.60	\$6,359.60	\$6,359.60	
					Total CS	\$498,072.79	\$498,072.79	\$498,072.79	

Agency: CSU

FAPT Date	Case Manager	Client's Initials	Type Svcs*	Eligibility	Ser. Dates (start - end)	CM Request	FAPT Recommended	CPMT Approved	Comments
2/22/2023	Rodriguez	LLA	CB	FCP	07/01/23-08/31/23	\$5,424.00	\$5,424.00	\$5,424.00	
2/22/2023	Rodriguez	AL	CB	FCP	07/01/23-08/31/23	\$5,424.00	\$5,424.00	\$5,424.00	
3/29/2023	Moore	AF	CB	NM	07/01/23-09/30/23	\$5,850.00	\$5,850.00	\$5,850.00	
4/11/2023	James	JM	RTC	M	07/01/23-07/31/23	\$19,961.59	\$19,961.59	\$19,961.59	
4/12/2023	James	LB	RTC	M	07/01/23-07/31/23	\$20,127.52	\$20,127.52	\$20,127.52	
4/19/2023	Rodriguez	KRR	RTC	M	07/01/23-07/31/23	\$18,605.59	\$18,605.59	\$18,605.59	
4/19/2023	Rodriguez	CP	RTC	M	07/01/23-07/31/23	\$14,277.67	\$14,277.67	\$14,277.67	
4/21/2023	Moore	CC	CB	FCP	07/01/23-10/31/23	\$13,428.00	\$13,428.00	\$13,428.00	
5/3/2023	Moore	TW	CB	FCP	07/01/23-10/31/23	\$9,756.00	\$9,756.00	\$9,756.00	
5/3/2023	Moore	AK	CB	FCP	07/01/23-10/31/23	\$2,448.00	\$2,448.00	\$2,448.00	
5/3/2023	Moore	BH	CB	FCP	07/01/23-10/31/23	\$1,836.00	\$1,836.00	\$1,836.00	
5/12/2023	Moore	ZM	RTC	M	07/01/23-08/31/23	\$39,694.86	\$39,694.86	\$39,694.86	
5/16/2023	James	MW	RTC	M	07/01/23-08/31/23	\$38,733.88	\$38,733.88	\$38,733.88	
5/19/2023	Smith	DP	CB	FCP	07/01/23-09/16/23	\$3,000.00	\$3,000.00	\$3,000.00	
5/24/2023	Archibald	KM	RTC	M	07/01/23-08/31/23	\$38,629.18	\$38,629.18	\$38,629.18	
5/31/2023	Rodriguez	ER	CB	FCP	07/01/23-11/30/23	\$9,792.00	\$9,792.00	\$9,792.00	
6/7/2023	Moore	AAF	CB	FCP	07/01/23-09/30/23	\$3,510.00	\$3,510.00	\$3,510.00	
					Total CSU	\$250,498.29	\$250,498.29	\$250,316.29	

CPMT Approval Table

Agency: DSS

FAPT Date	Case Manager	Client's Initials	Type Svcs*	Eligibility	Ser. Dates (start - end)	CM Request	FAPT Recommended	CPMT Approved	Comments
1/11/2023	Annand	MB	CB	M	07/01/23-07/31/23	\$11,055.01	\$11,055.01	\$11,055.01	
1/13/2023	Devers	KT	CB	FCP	07/01/23-07/31/23	\$1,100.00	\$1,100.00	\$1,100.00	
1/25/2023	Thompson	RS	CB	M	07/01/23-07/31/23	\$5,988.99	\$5,988.99	\$5,988.99	
1/27/2023	Gestrich	PW	CB	M	07/01/23-07/31/23	\$4,488.31	\$4,488.31	\$4,488.31	
1/31/2023	Seaton	JGY	CB	FCP	07/01/23-07/31/23	\$2,100.00	\$2,100.00	\$2,100.00	
1/31/2023	Grant	CH	CB	FCP	07/01/23-07/31/23	\$1,080.00	\$1,080.00	\$1,080.00	
2/7/2023	Wittenberg	KN	CB	FCP	07/01/23-07/31/23	\$1,050.00	\$1,050.00	\$1,050.00	
2/7/2023	Devers	DV	CB	FCP	07/01/23-08/31/23	\$6,400.00	\$6,400.00	\$6,400.00	
2/10/2023	Devers	AH	CB	FCP	07/01/23-07/31/23	\$5,940.00	\$5,940.00	\$5,940.00	
2/14/2023	Combs	DD	CB	M	07/01/23-08/31/23	\$22,110.02	\$22,110.02	\$22,110.02	
2/14/2023	Pena	KPV	CB	FCP	07/01/23-08/31/23	\$4,995.00	\$4,995.00	\$4,995.00	
2/15/2023	Combs	KCM	CB	M	07/01/23-08/31/23	\$14,502.00	\$14,502.00	\$14,502.00	
2/15/2023	Combs	YCM	CB	M	07/01/23-08/31/23	\$14,502.00	\$14,502.00	\$14,502.00	
2/17/2023	Thompson	EC	CB	M	07/01/23-08/31/23	\$15,310.48	\$15,310.48	\$15,310.48	
2/21/2023	Wooten	NB	CB	M	07/01/23-08/31/23	\$3,330.00	\$3,330.00	\$3,330.00	
2/21/2023	Devers	BH	CB	FCP	07/01/23-08/31/23	\$1,395.00	\$1,395.00	\$1,395.00	Admin request
2/21/2023	Devers	LH	CB	FCP	07/01/23-08/31/23	\$1,395.00	\$1,395.00	\$1,395.00	Admin request
2/22/2023	Hawks	JH	CB	M	07/01/23-08/27/23	\$9,856.62	\$9,856.62	\$9,856.62	
3/8/2023	Devers	KT	CB	FCP	07/01/23-08/31/23	\$12,000.00	\$12,000.00	\$12,000.00	
3/10/2023	Aleman	EA	CB	FCP	07/01/23-08/31/23	\$4,160.00	\$4,160.00	\$4,160.00	
3/14/2023	Govan	CG	CB	M	07/01/23-09/30/23	\$1,742.00	\$1,742.00	\$1,742.00	
3/21/2023	Govan	MAR	CB	M	07/01/23-09/30/23	\$1,755.00	\$1,755.00	\$1,755.00	
3/21/2023	Govan	SAR	CB	M	07/01/23-09/30/23	\$4,823.00	\$4,823.00	\$4,823.00	
3/21/2023	Pena	CK	CB	FCP	07/01/23-09/30/23	\$2,380.00	\$2,380.00	\$2,380.00	
3/22/2023	Grant	LMT	CB	FCP	07/01/23-09/30/23	\$6,750.00	\$6,750.00	\$6,750.00	
3/29/2023	Wooten	MC	CB	NM	07/01/23-09/30/23	\$15,482.68	\$15,482.68	\$15,482.68	
3/29/2023	Wooten	JC	CB	NM	07/01/23-09/30/23	\$25,244.50	\$25,244.50	\$25,244.50	
4/11/2023	Williams	BL	CB	M	07/01/23-09/30/23	\$19,541.93	\$19,541.93	\$19,541.93	
4/12/2023	Ryerson	BR	CB	M	07/01/23-10/31/23	\$3,600.00	\$3,600.00	\$3,600.00	
4/18/2023	Annand	AL	CB	M	07/01/23-10/31/23	\$7,020.00	\$7,020.00	\$7,020.00	
4/18/2023	Annand	KL	CB	M	07/01/23-10/31/23	\$5,834.43	\$5,834.43	\$5,834.43	
4/19/2023	Miller	TD	TFC	M	07/01/23-09/30/23	\$14,990.77	\$14,990.77	\$14,990.77	Admin request
4/21/2023	Thompson	AAB	RTC	M	07/01/23-07/31/23	\$10,850.00	\$10,850.00	\$10,850.00	
4/21/2023	McMullen	CP	RTC	M	07/01/23-07/31/23	\$10,695.00	\$10,695.00	\$10,695.00	
4/25/2023	Grant	DHR	CB	FCP	07/01/23-10/31/23	\$7,400.00	\$7,400.00	\$7,400.00	
4/25/2023	Combs	KS	IL	M	07/01/23-07/31/23	\$30,398.92	\$30,398.92	\$30,398.92	
4/25/2023	Holmes	JF	RTC	M	07/01/23-07/31/23	\$12,090.00	\$12,090.00	\$12,090.00	
4/28/2023	Holmes	DRM	RTC	M	07/01/23-07/31/23	\$12,074.50	\$12,074.50	\$12,074.50	
4/28/2023	McMullen	EG	RTC	M	07/01/23-07/31/23	\$10,850.00	\$10,850.00	\$10,850.00	
5/2/2023	Hawks	JR	TFC	M	07/01/23-10/31/23	\$27,916.70	\$27,916.70	\$27,916.70	
5/2/2023	Combs	BH	CB	M	07/01/23-10/31/23	\$30,398.92	\$30,398.92	\$30,398.92	
5/2/2023	Wooten	KB	RTC	M	07/01/23-07/31/23	\$17,742.00	\$17,742.00	\$17,742.00	
5/12/2023	Grant	ME	CB	FCP	07/01/23-11/30/23	\$600.00	\$600.00	\$600.00	
5/12/2023	Hawks	NLS	RTC	M	07/01/23-08/31/23	\$24,710.72	\$24,710.72	\$24,710.72	
5/16/2023	Conley	KF	CB	M	07/01/23-11/30/23	\$4,900.00	\$4,900.00	\$4,900.00	
5/16/2023	Conley	AL	CB	M	07/01/23-11/30/23	\$3,000.00	\$3,000.00	\$3,000.00	
5/16/2023	Conley	MW	CB	M	07/01/23-11/30/23	\$1,500.00	\$1,500.00	\$1,500.00	
5/17/2023	Wafford	JG	TFC	M	07/01/23-11/30/23	\$31,595.55	\$31,595.55	\$31,595.55	
5/19/2023	Springfield	SR	CB	FCP	07/01/23-11/30/23	\$2,700.00	\$2,700.00	\$2,700.00	
5/23/2023	Thompson	ZM	RTC	M	07/01/23-08/31/23	\$39,573.88	\$39,573.88	\$39,573.88	
5/24/2023	Springfield	CP	CB	FCP	07/01/23-11/30/23	\$7,965.00	\$7,965.00	\$7,965.00	
5/30/2023	Pena	CK	CB	FCP	07/01/23-09/30/23	\$4,680.00	\$4,680.00	\$4,680.00	
5/30/2023	Pena	NP	CB	FCP	07/01/23-12/31/23	\$3,750.00	\$3,750.00	\$3,750.00	
5/31/2023	Govan	ZM	CB	M	07/01/23-11/30/23	\$10,097.36	\$10,097.36	\$10,097.36	
5/31/2023	Conley	BC	CB	M	07/01/23-11/30/23	\$40,886.00	\$40,886.00	\$40,886.00	
5/31/2023	Annand	TMG	CB	M	07/01/23-11/30/23	\$5,610.00	\$5,610.00	\$5,610.00	
6/6/2023	Dinch	HHA	CB	FCP	07/01/23-11/30/23	\$1,500.00	\$1,500.00	\$1,500.00	
6/7/2023	Ryerson	AH	CB	M	07/01/23-11/30/23	\$4,860.00	\$4,860.00	\$4,860.00	
6/9/2023	Williams	RG	CB	M	07/01/23-12/31/23	\$17,654.00	\$17,654.00	\$17,654.00	
Total DSS						\$627,921.29	\$627,921.29	\$627,921.29	


CPMT Approval Table

Agency: PWCS

FAPT Date	Case Manager	Client's Initials	Type Svcs*	Eligibility	Ser. Dates (start - end)	CM Request	FAPT Recommended	CPMT Approved	Comments
1/13/2023	Naples	NB	CB	NM	07/01/23-07/31/23	\$5,920.00	\$5,920.00	\$5,920.00	
1/18/2023	Raymo	KR	CB	NM	07/01/23-07/31/23	\$2,120.00	\$2,120.00	\$2,120.00	
1/18/2023	Raymo	KR	CB	NM	07/01/23-07/31/23	\$2,120.00	\$2,120.00	\$2,120.00	
1/20/2023	Raymo	MC	CB	NM	07/01/23-07/31/23	\$3,125.00	\$3,125.00	\$3,125.00	
1/25/2023	Raymo	LF	CB	NM	07/01/23-07/31/23	\$375.00	\$375.00	\$375.00	
1/31/2023	Naples	LD	CB	NM	07/01/23-07/31/23	\$250.00	\$250.00	\$250.00	
2/10/2023	Raymo	CT	CB	FCP	07/01/23-08/31/23	\$5,310.00	\$5,310.00	\$5,310.00	
2/22/2023	Naples	EB	CB	NM	07/01/23-08/31/23	\$8,910.00	\$8,910.00	\$8,910.00	
2/24/2023	Naples	LS	CB	NM	07/01/23-08/31/23	\$6,300.00	\$6,300.00	\$6,300.00	
3/1/2023	Raymo	DF	CB	FCP	07/01/23-09/30/23	\$5,120.00	\$5,120.00	\$5,120.00	
3/1/2023	Raymo	JH	CB	FCP	07/01/23-08/31/23	\$2,250.00	\$2,250.00	\$2,250.00	
3/7/2023	Naples	NS	CB	NM	07/01/23-09/30/23	\$5,985.00	\$5,985.00	\$5,985.00	
3/8/2023	Naples	SC	CB	NM	07/01/23-09/30/23	\$11,481.08	\$11,481.08	\$11,481.08	
3/14/2023	Abramson	RJ	CB	NM	07/01/23-08/31/23	\$3,037.50	\$3,037.50	\$3,037.50	
3/17/2023	Danner	MP	CB	NM	07/01/23-09/30/23	\$6,752.60	\$6,752.60	\$6,752.60	
3/17/2023	Naples	TW	CB	FCP	07/01/23-09/30/23	\$4,225.00	\$4,225.00	\$4,225.00	
3/17/2023	Raymo	MP	CB	NM	07/01/23-09/30/23	\$4,060.35	\$4,060.35	\$4,060.35	
3/21/2023	Danner	MSM	CB	NM	07/01/23-09/30/23	\$8,130.00	\$8,130.00	\$8,130.00	
3/28/2023	Orr	SS	CB	NM	07/01/23-09/30/23	\$9,250.00	\$9,250.00	\$9,250.00	
3/29/2023	Orr	CT	CB	NM	07/01/23-09/30/23	\$13,375.00	\$13,375.00	\$13,375.00	
4/11/2023	Naples	LM	CB	NM	07/01/23-10/31/23	\$9,350.00	\$9,350.00	\$9,350.00	
4/11/2023	Naples	MS	CB	NM	07/01/23-10/31/23	\$12,790.00	\$12,790.00	\$12,790.00	
4/12/2023	Orr	AC	CB	FCP	07/01/23-09/30/23	\$4,000.00	\$4,000.00	\$4,000.00	
4/12/2023	Orr	JR	CB	NM	07/01/23-09/30/23	\$5,200.00	\$5,200.00	\$5,200.00	
4/12/2023	Raymo	MR	CB	NM	07/01/23-09/30/23	\$8,000.00	\$8,000.00	\$8,000.00	
4/18/2023	Raymo	HCA	CB	NM	07/01/23-10/31/23	\$6,120.00	\$6,120.00	\$6,120.00	
4/19/2023	Raymo	LF	CB	NM	07/01/23-10/31/23	\$9,439.32	\$9,439.32	\$9,439.32	
4/25/2023	Abramson	KSM	CB	FCP	07/01/23-10/31/23	\$1,620.00	\$1,620.00	\$1,620.00	
4/26/2023	Danner	JG	CB	FCP	07/01/23-10/31/23	\$7,222.25	\$7,222.25	\$7,222.25	
4/28/2023	Danner	MAM	CB	NM	07/01/23-10/31/23	\$9,450.00	\$9,450.00	\$9,450.00	
4/28/2023	Raymo	AB	CB	FCP	07/01/23-10/31/23	\$23,846.52	\$23,846.52	\$23,846.52	
4/28/2023	Orr	ARP	CB	NM	07/01/23-10/31/23	\$17,970.00	\$17,970.00	\$17,970.00	
5/2/2023	Naples	EM	CB	NM	07/01/23-11/30/23	\$4,000.00	\$4,000.00	\$4,000.00	
5/3/2023	Raymo	JW	CB	NM	07/01/23-10/31/23	\$2,250.00	\$2,250.00	\$2,250.00	
5/10/2023	Raymo	MB	CB	FCP	07/01/23-11/30/23	\$4,875.00	\$4,875.00	\$4,875.00	
5/12/2023	Danner	MGR	CB	FCP	07/01/23-10/31/23	\$5,670.00	\$5,670.00	\$5,670.00	
5/12/2023	Danner	AGR	CB	FCP	07/01/23-10/31/23	\$11,450.00	\$11,450.00	\$11,450.00	
5/17/2023	Raymo	RG	CB	NM	07/01/23-11/30/23	\$2,160.00	\$2,160.00	\$2,160.00	
5/17/2023	Raymo	KG	CB	FCP	07/01/23-11/30/23	\$11,340.00	\$11,340.00	\$11,340.00	
5/19/2023	Danner	CMV	CB	NM	07/01/23-11/30/23	\$11,920.00	\$11,920.00	\$11,920.00	
5/23/2023	Naples	AM	CB	FCP	07/01/23-11/30/23	\$2,750.00	\$2,750.00	\$2,750.00	
5/23/2023	Naples	DR	CB	NM	07/01/23-11/30/23	\$2,750.00	\$2,750.00	\$2,750.00	
5/23/2023	Naples	ER	CB	FCP	07/01/23-11/30/23	\$11,925.00	\$11,925.00	\$11,925.00	
5/24/2023	Orr	ACP	CB	NM	07/01/23-11/30/23	\$19,412.00	\$19,412.00	\$19,412.00	
5/24/2023	Raymo	AF	CB	FCP	07/01/23-11/30/23	\$7,425.00	\$7,425.00	\$7,425.00	
5/30/2023	Danner	SBM	CB	FCP	07/01/23-11/30/23	\$11,450.00	\$11,450.00	\$11,450.00	
5/31/2023	Danner	MB	CB	NM	07/01/23-11/30/23	\$6,090.00	\$6,090.00	\$6,090.00	
6/6/2023	Raymo	KH	CB	FCP	07/01/23-12/31/23	\$5,980.00	\$5,980.00	\$5,980.00	
6/6/2023	Raymo	ARM	CB	NM	07/01/23-11/30/23	\$5,800.00	\$5,800.00	\$5,800.00	
6/9/2023	Naples	HF	CB	FCP	07/01/23-11/30/23	\$7,475.00	\$7,475.00	\$7,475.00	
Total PWCS						\$357,826.62	\$357,826.62	\$357,826.62	

Grand Total \$1,734,318.99 \$1,734,318.99 \$1,734,136.99

CPMT Chair - Courtney Tierney

Signature: 
 Date: 