



Library Advisory Board

AGENDA

**Trustee Conference Room
Administrative Support Center
13083 Chinn Park Drive
Woodbridge, VA 22191**

May 23, 2024

Pledge of Allegiance	6:30 p.m.
Roll Call	6:30 p.m.
Disposition of Minutes	6:32 p.m.
Approval of Agenda	6:33 p.m.
Citizen's Time	
Vice Chairman's Time	6:35 p.m.
Unfinished Business	
Presentations:	6:45 p.m.
VA COOP Seed Library at PWPL Locations – Thomas Bolles, Associate Extension Agent	
FY2023 Annual Report – Rachel Johnson, Division Chief, Communications and Marketing	
Acting Director's Time	7:15 p.m.
Trustees' Time	7:30 p.m.
Adjourn Meeting	7:45 p.m.

**The next meeting of the Library Board is
Thursday, June 27, 2024 at the Administrative Support Center**

Bull Run Library

To: Rebecca Lowe, Acting Library Director
From: Gregg Grunow, Branch Manager
Subject: April 2024 Branch highlights

Adult Programming Report

Book Clubs – Five book groups met in April with 34 in attendance.

English Conversation group had a total of 82 attending for the month (5 sessions).

Spanish Conversation had 11 attending for the month (5 sessions).

AARP Tax Aide wrapped up the 2023 tax year on April 15, completing 817 tax returns for the month and over 1000 returns completed for the Feb-Apr tax season.

Seals on Wheels visited Bull Run on Saturday, April 20th and had 15 visitors, including a couple who were married in the parking lot! We learned that our PWC Courts kiosk is the most used one in the county. Who knew?

Bull Run Lit-Con programs generated interest, but low turnout at Bull Run. Six attended the ‘Comics and Coffee’ program on April 20th.

PART-ners displayed lobby art in April with the theme of ‘places.’



Diane Entremont fulfilled a goal with this informative display on PWPL Digital Library resources.



APRIL 2024 Monthly Report

The Hive 8051 @ Bull Run Library Makerspace

Snapshot of March makerspace usage: 23 appointments; 43 walk-in makers; 30 tours; 8 programs with 56 people attending. The Moxie, embroidery machine and Glowforge are our most used machines this month.

Walk-in Creativity:



Moxie Magic: The Moxie continues to be one of the most popular appointments in the makerspace. Look at these fabulous quilts! Bull Run is staying warm in style.



Programs:

Ukulele Group: this little group of 7-8 ukulele enthusiasts meets twice a month to play, sing and We have learned a playlist of 12-20 songs and are constantly trying new things, laughing and learning. great way to get to know each other.



connect.
What a

Glowforge Day: 7 participants created mini but mighty bookmarks on new materials—We have a great time working with Maple Veneers and acrylics in the group study room B.



Group Visit to the makerspace: We hosted a terrific Source group on a cool Friday morning. We learned cross social skills as we threaded and enjoyed sharing our colored



Service
stitch and
needles
threads.

Sewing 101: Teaching Manassas class is always full and popular! gift bags materialize.



to sew one group at a time. This
What a treat watching these little



Embroidery Group:



Spring Display Wall:

Bull Run

Youth Services Report

April 2024

Monthly Totals		
Programming	# of Programs	Attendance
Preschool	10	396
Elementary	8	75
Young Adult	1	4
Totals	19	475
Outreach	2	117
Group Visits	0	0
Totals	21	592

April was a somewhat quieter month for programming due to Spring Break and Maddy taking a much-needed vacation, but our core programs continue to be well-attended. With the much-anticipated addition of our second YS librarian, Kat Seastead, things promise only to improve.

About Kat

Kat (they/them) comes to us from the Haymarket-Gainesville branch and has already jumped headfirst into the Bull Run YS department. They have a roster of new programs to add to our summer schedule for kids and teens and have already put a large dent in a massive weeding project that was several years overdue. They took charge of the teen volunteer program, much to Maddy's relief, and have scheduled two orientation sessions for our summer reading volunteers. Kat is already building bridges between YS and other departments, contributing ideas for the Maker Faire and partnering with Circulation on collection management. We are thrilled to have them!

Storytimes

Our patrons still haven't completely adapted to our abbreviated storytime schedule, but they make sure our offerings remain well-attended. Maddy's storytime themes for April included Pizza, Feelings, Earth Day, and Bees. These were supplemented by a weekend Ukulele Storytime, a visiting author reading his book "The Cat and the Mail Truck", and Ms. Roxana's evening Spanish storytimes. Unfortunately, a car accident cancelled one of Ms. Roxana's events, but luckily, she was unhurt and will return in May for a makeup date.



A lively ukulele storytime with Ms. Becca



The bubble machine was an exciting storytime surprise!

Elementary Age Programs


Several outside presenters either cancelled or simply didn't show during the month of April, leaving us with a few gaps in our schedule. Homeschool Book Club was held off-site and will be held in a park in May, so our next visit from them won't be until after school starts in the fall. Our chess club facilitator hasn't attended the last few programs nor have the volunteers from GIVE Tutoring. So far, they have not been able to be reached via email so we will revisit partnering with them in the coming months.

Lego Club was busy, attracting both regulars and many excited newcomers. Having the completed creations displayed in their new location has proven a success. A dozen crafters joined us for Crafternoon to make a bouquet of three different paper flowers.

Reading Buddies (soon to be rebranded "Reading to Dogs") continues to attract more dogs than readers. While the volunteers from Manassas Therapy Dogs are always lovely and happy to come out, we will need to work on our marketing for this program to serve its intended purpose.



Bouquets of paper flowers for spring



Some promotional graffiti on the white board

Young Adult Programs

As part of our LitCon weekend, Maddy hosted an all-ages trivia competition featuring questions from the world of manga, anime, video games, and comics. Only one family competed but that way no matter who won the prize (an otomatone), they would all get to enjoy it.

Kat facilitated Kelley Syarto's Cricut program "Tumble into Positivity" in which 4 attendees created mugs with positive affirmations.

Outreach

Our monthly visit to the SERVE Campus for storytime received its usual enthusiastic welcome. The students were treated to books and songs all about pizza.

Maddy and Kat were invited to attend Unity Reed High School's Literacy Fair where we promoted library cards and summer reading as well as recruited possible volunteers. More importantly, we strengthened our connection with the local school staff including their head librarian and one of their administrators.



Representing BR at the Unity Reed HS Literacy Fair

Passive Programs & Displays

Laarni provided colorful book displays featuring Disney characters, Fancy Nancy, Pinkalicious, and others. Maddy added an informative Passover display after a patron questioned its absence. Kat featured staff graphic novel and manga pics for a YA LitCon display.

All month branch staff handed out Bull Run's custom pin for collectors of the "ConTour" LitCon buttons.

Collection Maintenance

After several years of laissez-faire collection maintenance, YS has begun in earnest to take charge. Kat has run numerous reports on items that haven't circulated in years and a thorough weeding of YA is already in progress. JCDSPKs are being completely eliminated in some branches, but since we're currently without a YSS, we didn't want to proceed with tossing them entirely. They are also being weeded for condition and lack of circulation.

Public Services Management Central Library


To: Rebecca Lowe, Acting Library Director
From: Natalie Hutchinson, Branch Manager
Subject: April 2024 Highlights

THE GREAT OUTDOORS

Submitted by Natalie Hutchinson

The ship for this year's 2nd annual **Spring Festival on Central Green** was steered by Library Technician Karen Lavergne and she did a fantastic job planning, advertising, coordinating staff, designing activities, and securing presenters for the date. Her months of work resulted in more than **300** attendees in just two hours!

And I'd like to share some welcome changes for two of our staff members. Senior Librarian, Dorothy Lopez, bid farewell to her long running book club, Central Reads, and said hello to retirement! Our programming librarian, Tammy Schofield, has a new home with Independent Hill Library as the Branch Manager! Great news all around ☺



STUDIO 8601 MAKERSPACE

Submitted by Jennifer Hendrix

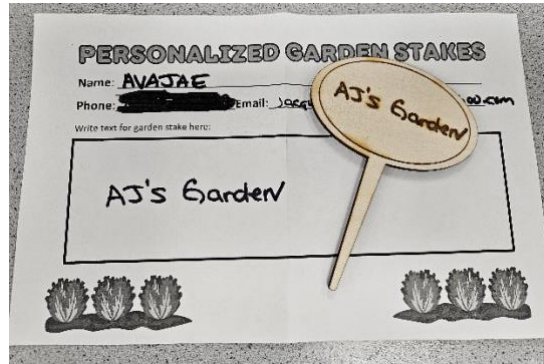
Studio 8601 set a new record for number of visits in April: **218!** We had 55 walk-ins, gave 23 tours and presented 7 programs to include our last session of the **Stone House Quilt Guild's** class on bindings and borders; **LITCON Cosplay Ideas**; and three sessions of the **Teen Entrepreneur Competition** (a second round of this program will be offered in the summer with the final competition taking place at MAGIC in late summer). The makerspace also hosted an OPE shared program—**Bubble Tea Party** make-n-take.



Makerspace library tech, Luci Ferraro, and Youth Services Librarian, Wendy Weldon, visited Parkside Middle School to demonstrate the Cricut and led 24 students in a Cricut craft.



As part of the **2nd Annual Spring Festival** at Central Green, the makerspace offered personalized garden stakes created on the Glowforge. This year we had almost 50 takers! See more pictures of the festival in the Youth Services section.



The makerspace librarian provided training on basic 3D printing and the Makerbot Replicator+ for 5 Instructional Technology Training Specialists from Manassas Park elementary and middle schools.

Have a look at some of the many patron projects this month!



Coming up next month: a special **May the 4th Be With You** walk-in Glowforge program, a beginner's sewing class in Spanish, a special library and makerspace tour for Catholic Charities' Education and Workforce Development students, a group appointment for the Community Services Board rehab participants, and an easy-sew fabric bookmark project!

YOUTH SERVICES

Submitted by Amanda Thompson

Youth Services had a busy month! We held our third annual **Spring Festival at Central Green**. Karen assembled a team of volunteers, staff, and community members to create a successful Saturday. More than 300 people visited to see **My Pet Alpaca**, **Mathnasium**, **Master Gardeners**, **Centennial Garden Club**, **Beekeepers** and more!





This month, Wendy kicked off **LitCon** with Storm Troopers and DIY lightsabers (with pool noodles).

LITCON





One of our regular library pairs collected all of the buttons from LitCon.





Little Makers created Recycled Art using everyday throwaways.



Story time had funny books about bears, and some new songs to learn.



One of our teens posing with her LitCon art submission.

A teen makers learning to sew!



ADULT SERVICES

Submitted by Amanda Thompson

More than 200 people participated in adult programs throughout the month. Science Fiction Book Club, Books on TAP, English Conversation, Central Reads, and DIY Fairy Gardens were amongst our events.

Pictured is the Post-Retirement Financial Planning program.



RELIC

Submitted By: Darlene Hunter

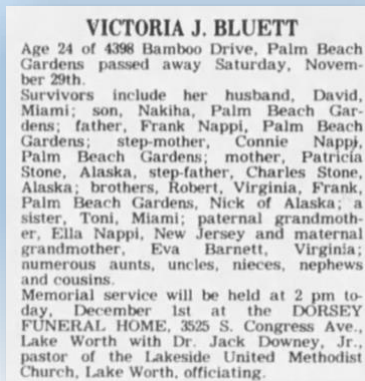
A patron was looking for an obituary for Vicki Nappi, born 1956, graduated Woodbridge High School 1974 and deceased by the Woodbridge High Reunion in 1994. Patron was trying to locate information on all graduates for the Woodbridge 50th reunion.

Vicki Nappi appeared in the 1969 Fred Lynn Middle School and 1973 Woodbridge yearbooks.

Researched what Nappi families lived in Woodbridge in that time period. The 1969-1972 Quantico/Woodbridge Criss-Cross Directory listed a Frank C. Nappi, Jr. with wife Patrica Ann on St. Margaret Street in that time period.

The patron thought Vicki had a brother named Robert and that Vicki may have died in Florida.

See the Obituary from Palm Beach Florida from



Newspapers.com published 1 December 1980 in the Palm Beach Post.

The patron was very pleased to have the mystery solved.



Patron wanted a title search on 11805 Nokes St in Nokesville.

The house had belonged to Donna Swanson, the supervisor for Nokesville Neighborhood Library. The house had a Historic Landmark Number but no file. It had once been a part of the Epworth Chapel property (Methodist Church).

RELIC supervisor, Mary Kitiyakara and Wendy Weldon, Central Library joined Maggie Dobrev of Potomac for Outreach at the Osbourn High School Parents Open House.



Chinn Park Library

To: Rebecca Lowe, Library Director
From: Zach Roberts, Branch Manger
Subject: April 2024 Highlights

BRANCH UPDATES



In the month of April, Chinn Park Library witnessed a flurry of activities. One of the highlights was the establishment of a fruitful partnership with the Lake Ridge Garden Club to introduce a seed library at Chinn Park. My hope is that this will foster community engagement and promote sustainable practices in our community. This collaborative initiative promises to enrich patrons' gardening experiences and promote environmental stewardship.

Additionally, the Friends of the Chinn Park Library organized their quarterly book sale with remarkable success, surpassing previous records by raising an impressive \$9,000. This remarkable feat not only demonstrates the community's avid support for the library but also provides essential funds for various library programs and services.

Furthermore, April marked the conclusion of the AARP tax service program at the library, which provided invaluable assistance to 1140 taxpayers in filing their taxes. This essential service underscored the library's commitment to serving the diverse needs of its patrons and supporting financial literacy within the community.

Overall, April was a vibrant and productive month for Chinn Park Library, characterized by collaborative endeavors, fundraising triumphs, and impactful community services.

ADULT SERVICES

SUBMITTED BY: BRITNI

During the month of April, the Chinn Park Adult Services team welcomed new Adult Services Librarian Roger Chesley. Roger brings a wealth of experience and new ideas and is a positive addition to the adult services team.

Special Programming

AARP Tax Season

The AARP tax season finished out in April, and volunteers were able to begin assisting several walk-ins. Overall approximately 1150 people were able to receive free tax preparation assistance thanks to the AARP volunteers.

Asian Brush Painting with Carla Jaranson

On April 5th staff hosted an Asian Brush Painting program in which participants were able to learn about Sumi-E art from local artist Carla Jaranson. Mrs. Jaranson walked participants through the steps to create several paintings in the Sumi-E style and discussed the history of the art form. Several of those who participated in the class approached staff afterwards to say how much they enjoyed the program and wanted to know if it would be offered again in the future.



Dungeons and Dragons Dice Making


Staff offered Dungeons and Dragons Dice Making after success with the program in previous years. The program attracted quite a few participants who were eager to find out when it would be offered again. Sarah Parker who presented the program, even received a request from another PWPL staff member who was interested in potentially having the program offered at their location. Sarah plans to explore the steps for turning the program into a shared program that could be offered at other locations through OPE.



Regular Programming

Bad Art Night

This month, our community came together for an unforgettable evening of artistic exploration at Bad Art Night. Hosted at Chinn Park Library, this quirky event brought out the inner artist in everyone, regardless of skill level or experience. Attendees were provided with a range of art supplies, from paints and brushes to alcohol markers and oil pastels, encouraging them to unleash their creativity without the pressure of perfection.



YOUTH SERVICES

SUBMITTED BY: LAURA BOSLEY

Bookmark Contest: Author Event:

On April 13th we hosted our annual Jenny Foxworth Talking to the Author Program with illustrator Zara González Hoang. Ms. Hoang talked about how to bring a story to life through pictures and did a drawing demonstration with the audience. Chinn Park staff announced the winners of the bookmark contest and handed out the grand prize, an autographed copy of the book. Printed bookmarks will be available in June.



Regular Programs:

This month we hosted three weekly story times, one for babies, one for preschoolers, and one for toddlers. Other preschool programs included an Adapted Story Time, Music & Motion, Yoga, and Spanish Circle Time. In addition, there we hosted LEGO club and Reading to Dogs for the school-aged children. We also hosted a Parent Play Date for parents to chat and learn while kids attend a special story time.



Special Programs:

We had two special preschool programs in April. A Ranger from Leesylvania State Park presented a program with reading and games following their “Growing up Wild” curriculum. Kids learned bus safety and met an OmniRide bus operator in an interactive story time that included a tour of the bus! During April, the library system hosted a variety of programs focusing on Graphic novels and Manga for our first LitCon. Chinn Park held a weeklong Pokémon scavenger hunt in the library for children of all ages. Upon completing the hunt, participants received Pokémon cards. Finally, we had our first two sessions of Stroller Strides! This is a fitness class for Mom and baby that is led by a volunteer.

Teen Programs:

For the teens, we hosted our monthly homeschool hangout, and teen advisory group. Teens created fairy terrarium gardens at a special craft program. As a part of LitCon, teens colored tote bags to put their books in, and learned about Japanese bookbinding while making their own projects. We also celebrated our teen volunteers for volunteer appreciation month.




Outreach:

Dane visited Kerrydale Elementary’s fifth grade classrooms to promote library card registrations. Amara Butler set up a table at Jenkins Elementary’s spring carnival to tell families about the library and sign folks up for library cards. John led a story time for the Chinn Aquatic Center preschool.

MAGIC


SUBMITTED BY: KATHY LAVALLEE

April has been an exciting month we started off with attending the Chamber Nonprofit Council Meeting where Steve Liga from Liga Consulting and Training talked about the *Tips and Tricks of Writing Proposals for Grants* and we were able to make



connections for future grant programs. Myra and Kathy attended the Chamber Keystone membership breakfast where we marketed MAGIC and PWPL.

Then Eva and Kathy gave a presentation at 1MC, where we marketed MAGIC services and the new Gale Business Plan database.

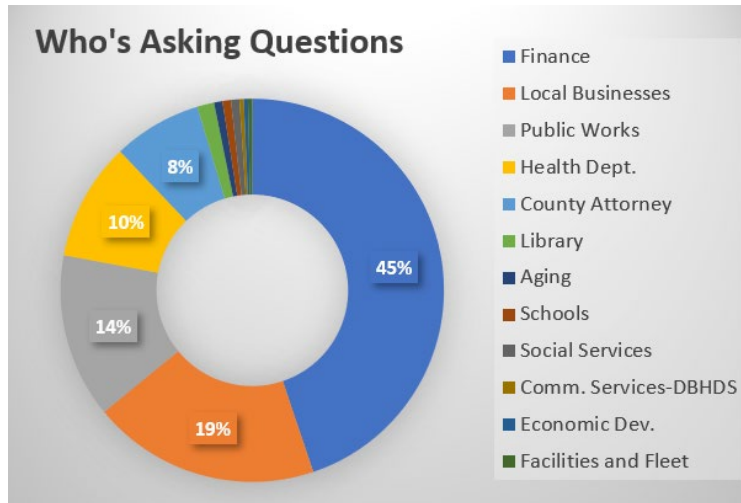


MAGIC staff ended on a big note by celebrating National Small Business Week (NSBW). We kicked off the NSBW celebration with a program focusing on *AI and your Small Business*. Our second day of celebration we focused on helping new entrepreneurs by offering *Small Business Panel* of seasoned business owners who shared their wealth of information.



MAGIC has continued to be busy in April with research, and our heaviest users this month are Finance, Local Businesses, and Public Works. We had inquiries from 11 different County agencies resulting in 281 questions.

Staff worked on several in-depth questions this month: Productivity of an open office space layout, Senior facilities in PWC, Hotspots for where car accidents happen most, and Military pay from 1986.



Programs and Outreach



MAGIC had 6 grant trainings / questions this month.



We had 9 outreach events this month. This included Myra attending the 3 New Employee Orientation's where she talked about the services MAGIC has to offer staff and assisted with library card registrations.



Eva attended a total of 3 One Million Cups (1MC) business networking events where she is promoting MAGIC and PWPL to the business community.



Thank you received this month:

Brian Ferguson from Fire and Rescue
 Alexis Ewell from County Attorney's Office
 Matthew Villareale from Facilities and Fleet Management
 Patrick Berard from Health Department

**Prince William Public Libraries
Public Services Management
Haymarket Gainesville Library**

To: Rebecca Lowe, Acting Library Director
From: Beth Walker, Branch Manager
Subject: April 2024 Highlights

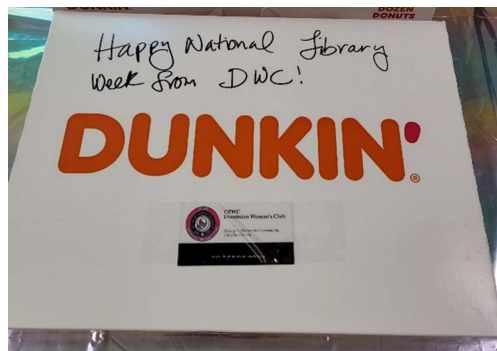
BRANCH MANAGER HIGHLIGHTS



In April we celebrated our volunteers, and longtime library volunteer Alice Foster was recognized for 30 years of service! Alice began volunteering at the Gainesville Neighborhood Library and continued after the new building was built. We appreciate Alice’s dedication, and the hard work of all of our fantastic volunteers!

The Haymarket Farmers Market also began in April and staff are scheduled for outreach on the 2nd and 4th Sundays. The market on April 28 was a huge success, allowing us to interact with almost 400 people!

Last, but certainly not least, National Library Week gave us an opportunity to celebrate what makes the library great – the library workers! The Dominion Women’s Club showed their appreciation with some sweet treats!



ADULT SERVICES

SUBMITTED BY Evan Miller

Haymarket Gainesville Library had two notable adult programs in April. On April 6 we had a concert from Valley Vibe where the local trio played classic pop hits and explained some of the history of the music. The group is clearly well liked by the community as attendance exceeded 50 people.

On April 27th we had a performance from the BRAVA Handbell Choir, which is based out of Warrenton. This group consistently draws participation from the community as it combines artistic works along with history and how to use the instruments. This leads to a program that can meet the community on many different levels and was reflected in the attendance of over 50 people.

April also saw the continuation of many recurring programs. Crafty Corner continues to be a hit and draws in people seeking the opportunity to craft and form a likeminded community (crafters). Books on Tap at Great Mane Brewery continued with Kelly McCord leading the discussion, a likely change in the near future, and Read by Dawn continued with the bravest of readers. Dungeons & Dragons for Adults and Taverns & TTRPGs continued offering role-playing game programs and Art Attack! provided alternative programming for those waiting for their opportunity to read to dogs.

Looking toward the future, we hope that a successful seedling distribution will lead to donations to our nascent seed library and that it will grow and offer new ways to reach the surrounding community. There will be pick up for Summer Scares in July that will begin to be addressed and promoted. This marked the first month of our part-time librarian, Katie Hoelscher, and together with our new part-time library technician, Haley Shankle, have already taken on some of the branch's passive programming.



Valley Vibe musical performance



National Poetry Month



Solar Eclipse Sorting Game



Autism Awareness Month

April 2024 Haymarket Gainesville Library



Brava Handbell Choir musical performance

YOUTH SERVICES

SUBMITTED BY [Jeanine Hines](#)

April put us into the final weeks of Youth Services spring programming before we take a break and start gearing up for summer reading program. Story times continued to draw large crowds and all our other regular programming remained steady in attendance. This month we participated in LitCon, a county wide library celebration of graphic novels. We had multiple displays and passed out our LitCon

HG pin with our mascot the fox to patrons collecting them. We did have many people travel here from other branches to collect our pin. We offered several special programs like decorating a comic tote and comic art wall and couple more to finish up in May.

OPE brought us author Sharon Anderson for a talk about her book I Love Strawberries. It was very well attended and received. We hope to continue to have more author events in the future! We also offered Goods from the Woods hosted by 4-H who brought and distributed many tree seedlings in celebration of Arbor Day.

Teen programming was busy this month. We offered a bubble tea take and make, Tumber decorating, and the fairy terrarium program. We have been recruiting teen summer reading volunteers. Many slots have been filled by returning volunteers during this month.



PWPL
Public Services Management

TO: Rebecca Lowe, Acting Library Director
FROM: Mirna Turcios, Branch Manager
SUBJECT: Manassas City Library, April 2024 Highlights

In April, staff embarked on a whirlwind of engaging activities that sparked curiosity, creativity, and connection among patrons of all ages. Between Spring Break and the Solar Eclipse, our gate count increased more than 30% from April 2023. Staff presented 24 events reaching almost 1,000 participants and prepared for seven outreach and visits reaching nearly 300 people. Lit Con also provided many new opportunities for engagement, including the very popular Lit ConTOUR buttons.

Outreach and group visits

Early in the month, staff welcomed an impromptu visit from the Metz Middle School Family and Community Liaison Adult English Class. Staff embraced the opportunity with enthusiasm, issuing library cards to every member and connecting them to resources. The glowing feedback we received highlights our team's dedication to creating a positive and welcoming environment for all visitors.

At Goddard Preschool, staff embarked on a prehistoric adventure with a dinosaur-themed story time, accompanied by silly songs that had 36 eager participants roaring with laughter. At Round Elementary PreK, 28 young minds were captivated by the magic of literature. The excitement continued at Haydon Elementary's Math/STEM Night, where staff encouraged nearly 120 attendees to explore tablets, math books, and Spheros!

At Osbourn High School, our Book Club events were a hit! The School Librarians coordinated an author visit with David Bell where MC staff helped facilitate a discussion of plot twists and characters before asking questions about his writing process. At the second session, students each received their own copy of "The Thieves Gambit" thanks to a Memorial Fund granted through the previous librarian's family. Staff facilitated a lively discussion of first reactions and predictions leading up to a Spy Character Profile activity.

Staff also attended the first BINGO fundraiser coordinated by the Friends! This after-hours event attracted about 40 attendees, many of whom were visiting the library for the first time. Staff answered questions about the library and briefly highlighted upcoming events.





Birth – Age 5

For our youngest patrons, storytime continues to provide an interactive extravaganza where children learn through play, songs, and stories. Our Superhero Storytime during the system-wide Lit Con saw 79 young superheroes donning costumes and immersing themselves in a world of superhero songs, books, and rhymes. The excitement continued with foam mask craft kits and coloring puzzles, ensuring every participant left feeling like a true hero.



Our monthly Spanish Story Time also continued to thrive, with attendees enjoying a linguistic and cultural journey, highlighted by the reading of "I am Hungry! / ¡Tengo Hambre!" by Angela Dominguez, with a flannel activity to reinforce comprehension of the story and introducing words that begin with the letter "C". The positive feedback and growing attendance underscores the importance of offering programs in multiple languages to meet the linguistic needs of our community.

Ages 6-11

For older children, our Kids' Crafternoon provided a hands-on creative outlet, with ten participants crafting fantastic soap carvings. Reading to Dogs brought joy to both readers and furry friends, even with a few playful distractions. Meanwhile, Lego Club had a record number of adult caregivers joining in on the building fun, demonstrating that creativity knows no age limits.



As part of our Lit Con festivities, our library buzzed with excitement as kids of all ages participated in a superhero scavenger hunt and created their own superhero characters. We posted superheroes and villains that patrons turned in on a cityscape display and around the service desk where patrons could see everyone's artist renderings! The overwhelming response to these activities showcased the enduring popularity of comic book culture and creative expression within our community.

Young Adult



At the branch, the April Teen Monthly Challenge took them on an adventurous I-Spy Scavenger Hunt of Marvel icons. Meanwhile, Comic Book Day at Lit Con saw participants of all ages unleashing their creativity, decorating tote bags and button-making fun.

Our Anime Watch Party was a hit, with teens enjoying Asian snacks, manga giveaways, and episodes of their favorite anime series. And the Teen Advisory Group (TAG) continued to thrive, working on various projects and brainstorming ideas for their upcoming end-of-year celebration.

In recognition of National Mental Health Awareness Month, our Teens Crafternoon offered a serene escape with Mini Zen Gardens. Thanks to a generous donation of colored sand, teens had the opportunity to create their own peaceful retreats, promoting positive mental health and relaxation.

Adults

Patrons continue to engage their minds and test their knowledge with the Sunday New York Times crossword puzzle and a Lit Con passive trivia game and display that was well-received. Books on Tap at Sinistral Brewing Co. had another engaging discussion on the non-fiction title “The Five: The Untold Lives of the Women Killed by Jack the Ripper.”

Solar Eclipse

Working with OPE, we offered 3D printed spaceships for patrons to take and build at home. With 18 people participating, this take and make was a nice buildup to help people get excited for the eclipse.

On the day of the eclipse, the library hosted an Eclipse Watch Party made possible through the generous support of in-kind donations of materials from NASA @ Your Library. Welcoming over 320 eager attendees, the event became a vibrant community gathering, where individuals of all ages came together to witness the awe-inspiring event.



Thanks to NASA @ Your Library's bilingual materials, provided in both English and Spanish, staff were able to increase engagement with Spanish speaking members of our community. From chalk drawing to crafting UV bead bracelets, participants enjoyed a variety of hands-on activities while learning about the science behind the eclipse and exploring our library's sunspot viewer.



Personnel and Training



The ad for the full-time Library Technician closed mid-month with interviews scheduled. Early in the month, one staff member attended the Public Library Association Conference to gain insights into national trends and practical solutions specifically for public libraries. Two staff also wrapped up the County's Equity and Inclusion Leadership Training with a completion ceremony planned in May. The goal of the cohort was for leaders to develop strategies to view daily work through a lens of inclusion. Staff also attended the county's poverty and services simulation experience. The goal of the training was to increase awareness of challenges faced by low-income county residents accessing county resources. Last but not least, staff received a thoughtful token of appreciation from our Friends group in celebration of National Library Workers' Day! The mid-afternoon snack helped perk up staff for the quarterly all-staff meeting.

MONTCLAIR LIBRARY

April 2024 Branch Highlights



BRANCH UPDATES | *submitted by Michelle Ross*

Senior Library Manager Michelle Ross had the opportunity to attend the Public Library Association in Columbus, Ohio along with Central Senior Library Manager Natalie Hutchinson, Manassas City Senior Library Manager Mirna Turcios, Materials Services Division Chief Kirk Johnson, and Materials Services Assistant Division Chief Elizabeth Hensley. The conference offered informational sessions and an exhibition hall with hundreds of vendors. Attendees came back with fresh ideas for services and spaces. Michelle and Circulation Supervisor Fabienne Pernet Mcculloch (and many other PWPL staff) also attended the Poverty Simulation training hosted by Prince William County as part of No Wrong Door. The powerful training gave insight into the everyday realities of our low-income patrons and emphasized the importance of treating people with kindness and patience. Both training opportunities help Montclair realize the Approachable, Adaptive Experts Strategic Goal.



Libraries are the heart of every community.




All signs point to... BOOKS!

Youth Services Supervisor Heather Wallace and Info Services Senior Librarian Lena Gonzalez Berrios worked with the Office of Communications and Marketing to refresh and add signage to the stacks. The easy-to-read signage makes our collections easier to find and browse. We are grateful for OCM's assistance in helping us get closer to achieving the Accessible Resources and Collection Strategic Goal.

ADULT SERVICES UPDATES | *submitted by Shannon Ball*

Adult Services at Montclair Library hosted a total of 16 programs in April. Writers' Room, Once Upon a Crime, Stitchers Circle, and Watercolor Collaborative continue to have strong attendance numbers with a mix of regular and newcomers to each group. Montclair partnered with the Office of Programming and Events to host Tumble into Positivity where patrons decorated mugs with positive affirmations and good vibes.

April marked the beginning of PWPL's Lit Con programming series across all the system's branches. Montclair celebrated with a fandom scavenger hunt in our lobby display cabinet. We challenged patrons to name as many fandoms as they could to be entered into a prize drawing. The contest will continue through May. Info Services Librarian Courtney Wyant also put together a Who Would Win bracket for patrons to vote for who would in one-on-one battles between their favorite characters from television, books and video games. Courtney also developed a tabletop gaming centered craft program called DIY Floating Dice Shakers. Patrons will never worry about losing dice again with these dice shakers that suspend dice in water using a mixture of salt and mica powder for a cool colorful flair.



Top, Left: Tumble into Positivity.

Top, Right: Earth Day display by Info Services Senior Librarian Lena Gonzalez Berrios.

An enthusiastic artist demonstrates their skills learned at Watercolor Collaborative.

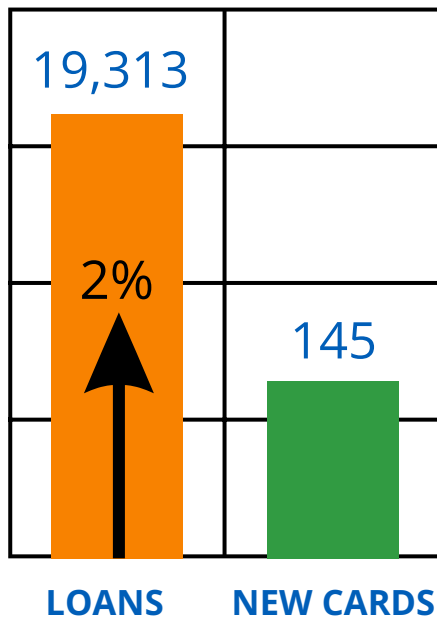
Top: Pop culture battle bracket.

Bottom: A full house for Watercolor Collective.

Bottom: Cabinet of Curiosities - Fandom Scavenger Hunt.

CIRCULATION UPDATES | *submitted by Nancy Sampson*

CIRC STATISTICS



In a shocking upset, Mobile Hotspots have been booted from the Top 2 by *Cat Kid Comic Club Influencers* and *Juvenile Books to Go Kits*.

Circulation staff contributed to many programs in April. Circulation Manager Nancy Sampson hosted her regular *Stitchers Circle* program. In addition to hosting the *Once Upon a Crime Book Club*, Circulation Assistant Kelley Clemente teamed up with Youth Services Supervisor Heather Wallace to offer *Rag Wreaths* with Kelley to adults and teens. Circulation Technician Mark Roberts lent his talents to host *Portfolio Reviews for Aspiring Artists* and *Comic Book Coloring Demo* while also running two *Dungeons & Dragons* sessions.



Wacky rag wreath fun .



Future comic artists getting their portfolios reviewed.

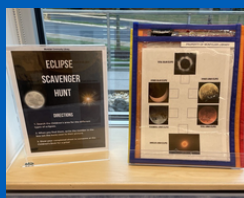


Let's get physical: Circulation Assistant Angela Sigmund created a sports display.

YOUTH SERVICES UPDATES | *submitted by Heather Wallace*

April was a busy month in the Youth Services department with 37 programs offered and 2171 in attendance. We kicked off the month by celebrating the Eclipse; Children's Librarian Shelley Levinson created an Eclipse Scavenger Hunt for the children's area, 400 participants received a space-themed prize. With supplemental materials from the Office of Programming and Events we offered a Solar System Viewers passive program to complement our Eclipse-themed book display, reusable activity sheets, and collaborative coloring mural. Toddlers in Space and a Space-themed Good Morning Storytime ensured patrons of all ages learned about the solar eclipse while picking up their eclipse glasses. In collaboration with Gail Long from Dale City Library, we were part of the Eclipse Trail and distributed 50 special-edition buttons.

The Youth Services Team also offered LitCon programs for children: 8-bit art themed Lego Club, Superhero Toddler Tales, Superhero Good Morning Storytime, Make and Take Pop-Up TP Superheroes, and Make and Take Pop-Up 8-bit Fuse Bead art. OPE's Comic Book Tote Bags program was popular, 33 patrons of all ages gave new life to upcycled tote bags. Goods from the Woods gave 16 young patrons the opportunity to experiment hands-on with many different products that come from trees and take home an oak sapling to plant.



Top: Out-of-this-World Toddler Tales.

Bottom, middle: Cherubic coloring collaboration.

Top: Lego Club.

Bottom, right: Goods from the Woods.

Bottom, left: It's Super Toilet Paper Roll Man!

Bottom, right: Upcycled tote bags for all.

Middle: 8-bit Fuse Bead Art.

Bottom, left: Eclipse Scavenger Hunt.

PWPLS
Public Services Management
Potomac Library

To: Rebecca Lowe, Acting Library Director
From: Robin Sofge, Branch Manager
Subject: April 2024 Highlights

Potomac Library moved to a combined service desk that is staffed by both Information and Circulation personnel. Passport services continue to be in heavy demand. Preparations ramped up for the Potomac Library International Festival on Saturday, May 18.



Eleven staff from Info. and Circ. have been working many months on creating an International Festival which will be Saturday, May 18. We have restaurants scheduled, alpacas visiting, Ghana's Adwoa Cultural Dance, a Japanese bookmark craft and international games, a New Zealand Poi Craft, passive programs, displays and much more



Lola and Jo were among the volunteers we celebrated in April.



Typical Tuesday: People in line for passports. Eunyoung acts as pre-checker



The public computers are popular



In April we moved to a one desk model where staff from Info. and Circ. work together at the service desks. Shown in photo above Joseph from Info. and Tristan and Cathy from Circ. assist customers

Information Services

Contributed by Maggie Dobrev



Books with odd titles display – Maggie



Books on Tap - Julia – 4/9



Eclipse display – Jon



Bluebird Passive Program – Robin



Bluebird House Winners



Tumble into Positivity – Maggie – 4/29



A mug decorated by patron



Earth Moss Ball Take & Make for Earth Day – Carole



English Conversation – Tiffany



Brit Lit – Carole – 4/29

Youth Services Department
Contributed by Matthew Burke



The Welcoming Library display



Omnibus Storytime



Linda and the Mysterious Footprints



Candy Sushi



Bear's Shadow Bilingual Story Time



Baby Story Time with Ms. Christine



Preschool Chalk Time



Porter ES Literacy Night with Ms. Amy and Mr. Matthew



TAG Food craft with Ms. Sarah

Circulation Monthly Report

Contributed by Stephanie D'Souza



Display created by the Page Team



Display Created by the Page Team



Melonie attending the Touch A Truck Outreach Program at Veteran's Park



Matt Yunque assisting patron with Tech Help using Google translate



Amy Miller conducting Polaris 102 Training



Dorothy Kohlligian leading the Crochet Program

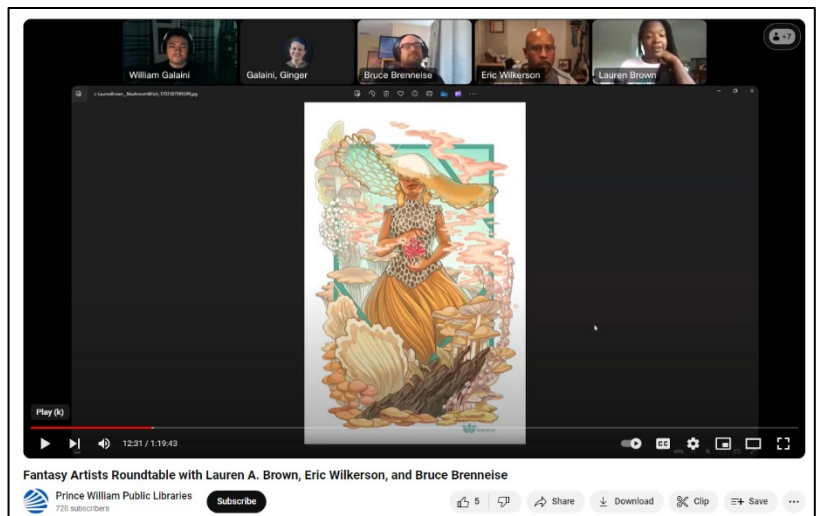
Dale City Neighborhood Library

To: Rebecca Lowe, Acting Library Director
From: Ginger Galaini, Library Manager
Subject: April 2024 Highlights

Dale City Library was busy this month with a variety of cyclical programs as well as some special additions to the system's Lit Con program roster.

We hosted two special story tellers this month. A Ranger from Leesylvania State Park gave us a program about the kinds of trees and leaves we can find in our area. Participants had fun trying to identify leaves and doing crayon rubbings of different leaf vein textures. Our local 4H club ran a program about "Goods from the Woods." Participants learned about how the woods are home to a large variety of creatures, and how products made from trees are part of our everyday lives.

As part of Lit Con, library users of all ages were able to custom paint their own canvas tote bags. Dale City also offered a miniature figurine painting program and a design-your-own mug program using Cricut infusible ink. To wrap up the month-long series of events, we hosted three well-known fantasy artists in a discussion about their work. Library patrons who were not able to make the live discussion can still watch the recording on PWPL's YouTube channel.



Dumfries Library

To: Rebecca Lowe, Acting Library Director
From: John Hood, Branch Manager
Subject: April 2024 Highlights

This month was all about Lit Con at the Dumfries Library, as staff worked to promote teen literacy with a host of comic book, manga, and superhero related events! As Dumfries staff member Sharon Moores pitched the Lit Con concept and was a core organizer of the system-wide event, we planned as many Lit Con related events as we were able to handle, all very well attended by enthusiastic patrons. The first week we kicked things off with two special passive programs and a special Superhero themed storytime. The two take-and-makes were the OPE provided Spaceship Take-and-Make craft, and a craft for kids that allowed to create their own Pikachu ears. The first week of April was also extremely busy as patrons poured in to request Eclipse Glasses – we ended up running out just a few days before the eclipse on April 8th!

Next up for Lit Con was a very popular Magnet Making program, where patrons crafted their own comic book themed magnets using recycled mangas, comic book pages, and newspapers, as well as a dragon Take-and-Make based on the movie “Spirited Away”. We offered themed storytimes every week this month, following up superheroes with a villain themed storytime, an Earth Day themed storytime, borrowing the official 2024 Earth Day theme of “Planet vs. Plastics”, and a comic book “Adventures” themed storytime. We also gave out flower starter kits in recognition of Earth Day. The following week we had a Resin Art program for teens, where participants could craft their own customized bookmarks from resin, as well as our regular LEGO Club.

Our branch of course participated in the ConTour program as well, with staff offering four different custom buttons featuring our mascot, Razzle the Red Panda: patrons were encouraged to pick up buttons from all four branches during the month of April! Staff made 50 buttons originally, which moved quickly – luckily due to the branch’s newly purchased button maker we were able to whip up over 100 more! Lit Con also took up most of our display space, as we offered a large, very popular display featuring different comic book and manga titles, a station containing Lit Con fliers and ConTour buttons, as well as a backdrop where participants could pose for photos with Razzle (even the branch manager struck a pose!), a Heroes and Villains display in the children’s area, and an Earth Day display. National Volunteer Week also falls in April, and we celebrated by providing volunteers with gifts along a different theme each week, provided by PWPL’s Volunteer Office. We were also very pleased to have long time Dumfries Library volunteer, Mary Pat Toner, attend the Prince William County Board of Supervisors meeting on April 2nd for a proclamation and reception in recognition of National Volunteer Week. Acting Director Rebecca Lowe, HR Analyst Leticia Zelaya, Dumfries Branch Manager John Hood, and Dale City volunteer Maryann Tokar were also in attendance.



Independent Hill Neighborhood Library

To: Rebecca Lowe, Acting Library Director
From: Tammy Schofield, Branch Manager
Subject: April 2024 Highlights

April was a busy month at Independent Hill!

Tammy Schofield joined the team as Branch Manager.

The Boy Scouts, coordinated by Heather Miller, updated the Story Trail:



Preschool Story Time continued to be enjoyed by local children.



Heather Miller also facilitated several writing programs, including Creatively Clueless- A Fan Fiction Workshop, Poetry & Island Food, and Popcorn and Poetry.



And the garden was beautiful.

Lake Ridge Neighborhood Library

To: Rebecca Lowe, Acting Director, PWPL
From: Greer Helms
Subject: April 2024 Highlights

April offered a plethora of activities and events for Lake Ridge patrons of all ages with familiar favorites like story times and book club drawing in over 100 participants. Take and make kits were in abundance this month allowing visitors to choose between crafts related events like the Solar Eclipse or Ramadan, as well as fun hobbies involving bumblebees and bubble tea. Those looking to craft on site under the instruction of an expert were in luck this month. Teens and adults had a great time building their own terrarium fairy gardens and mastering the art of Japanese book binding.


Baby Story Time



Bumblebee Craft



Ramadan Radiance Craft



Japanese Book Binding



Terrarium Fairy Gardens



Fans of scavenger hunts had two special opportunities to visit the library and search for hidden items. The first centered around National Library Week and highlighted different resources around the branch, while the second tied into the system-wide “Lit Con” event and celebrated Pokémon. While on site looking for their favorite characters, 50 lucky winners also walked away with limited edition “Lit Con” buttons featuring the library’s recently revealed mascot, an otter!



Lit Con Family Fun



Ready Set Library! BINGO!

B	I	N	G	O
TV Watch program advertisements.	Book Display Books on special topics. You can check them out!	Puzzle Some stay here, and some you can check out.	New books We always add new releases.	Otter Our new mascot. Help us name it.
World Languages We have books in many languages.	About a place... You've been, want to go, or want to learn about.	Public access computer Sign in with your library card or a visitor's pass.	Water fountain Where you refill your water bottle.	Book return There's one inside and outside.
Catalog station Look up books and so much more.	About food... Learn to cook!	Libraries are always... FREE	Restrooms Single-stall. We have a changing table!	Self check-out station Skip the line! You can check out your items by yourself.
DVDs Borrow movies and television shows.	Holds shelf Name Items you request. Shelved by your last name.	What you like Every book its reader, every reader their book.	About an animal... Woof, roar, quack!	Audiobooks Many ways to listen to books. Ask about them!
Printer & Copier Pay by cash or credit card. Color printing is \$0.50/page.	Book sale Buy used books. Support libraries.	Something true Nonfiction is factual. Shelved by subject.	Reshelving cart Put books you don't check out on the cart for us to shelve.	With pictures... Not just for kids!

LIT CON: POKÉMON SCAVENGER HUNT

“ Got to catch them all as you hunt around the library for these fun pocket monsters. Find them all and win a card. ”

GOTCHA

Nokesville Library

April 2024 Report

Submitted by: Teresa Sulik, Branch Manager






April was a busy month at Nokesville Library! We kicked off the month with some out of this world programming as excitement built for the solar eclipse, and continued the fun with Lit Con celebrations later in the month. Customers continue to say that we are their favorite library in Nokesville!



Solar Eclipse

In addition to handing out FREE solar eclipse glasses, Nokesville Library hosted a Solar System Shenanigans program and had a Spaceship Take and Make craft




LIT CON

Kids came out to partake in Lit Con festivities featuring some of their favorite graphic novel and comic book characters at our DIY Comics program on April 10 and Superhero Party on April 27. Adults kept up with the fun too, reading the graphic novel March as the April Books on Tap selection at Cedar Run Brewery.

Stats at a Glance

- Children's & Family Programs: 13
- Teen Programs: 2
- Adult Programs: 7
- Program Attendance: 514
- Outreach Events: 2
- Questions Answered: 1,485



Children are shown sitting at a table, engaged in a craft or reading activity. A large, stylized "POW!" comic book graphic is overlaid on the right side of the image.


Coming Next Month...



Join us for Nokesville Day on May 18! The Library will feature a booksale (sponsored by Friends of Bull Run Library), a button maker, fun prizes and more!

What We're Reading

Several staff members have picked up a copy of Patricia Cornwell's book, Unnatural Death, which takes place in Nokesville! Will it live up to local scrutiny? The jury is still out.



Community Outreach Services

MONTHLY REPORT: APRIL 2024

Festivals/Events

Warmer weather means the return of many festivals and events. The Mobile Library has been a hit so far! We had a total of eight events this month with many branch staff helping. These included the Anything Pawsible event in Manassas, The Touch a Truck event at Veterans Park, STEAM night at T Clay Wood, Re-entry Community Engagement night and more! We interacted with just over 1,000 people at these events.





Senior Centers



We have had steady excitement for the Mobile Library. Many seniors are thankful to have this service coming to the senior centers as they have no transportation other than the center transit bus. Now that we are coming monthly, our senior patrons are excited to check out books without worry of making it to a stationary branch.



For April we welcomed spring with a simple Fairy Door Jar craft where participants painted a mini wooden door to set inside the jar with moss and fairy lights. The mini door was laser cut using a Glowforge in one of our library Makerspaces.

In total we had 39 participants with two library card sign ups.

Boys and Girls Club Visits

This month we were able to have both of our Boys and Girls Clubs come on board our Mobile Library and check out books! This was met with great excitement and joy. Exclamations of, “This is the book I always wanted!” and “This is so cool!” were heard from children and adults! Overall, 48 people participated in making paper airplanes and enjoying the Mobile Library.



Story Times

250 children stomped, roared, and danced like dinosaurs this month during story time before going out to the Mobile Library to check out books to their classes. St. Paul Preschool was nice enough to include us on their Facebook page.



Partnership Meetings

We continue to attend several partnership meetings each month including, Re-entry council, Chamber of Commerce committee's, partnership meetings with other outreach coordinators and several meetings with Area of Aging in preparation for Homebound Delivery. We are grateful for these connections in the Prince William County community.

PWPL
Materials Services Division

To: Rebecca Lowe, Acting Library Director
From: Kirk Johnson, Division Chief, Materials Services
Subject: April 2024 Highlights

MSD staff were plenty busy with routine work and getting to the end of the fiscal year in April—but that didn't prevent several of them from tackling multiple different extra projects. Here a few highlights:

- Lori Scott from Acquisitions worked with Youth Services staff at Haymarket-Gainesville to acquire gift books for one of their programs with donation funds; she was able to save them money by using our vendors which allowed them to purchase more items
- Todd Henry from the Courier unit is responsible for the management of the budget for mailing and shipping items to and from PWPL. He assumed this responsibility at the beginning of this fiscal year. In April, Todd analyzed the budget and ongoing contracts which are now under his purview, and identified an outdated UPS contract which he determined could be cancelled with no impact on our service. Todd's diligence will save the taxpayers nearly \$900 next year with no negative impact on MSD functions.
- Denise Grimes worked with multiple staff members, including the Readers Advisory Committee and the "Books on Tap" committee, to help both cohorts select Book Kits and Books on Tap collections.
- Blair Christolon worked with Kristen Burnham to select prize books for Summer Reading 2024.
- Yuko Melek worked with FSD to place orders for PWPL-branded apparel for all MSD staff.
- Rebekah Leitner-Marshall had investigated options for buying CD audiobooks; as of April, our analysis of the change in vendors she suggested has saved us 11% compared to the previous vendor.

These were just a few of the "above & beyond" initiatives from MSD staff in April. And it goes without saying that all MSD staff continued working diligently at their routine duties the entire month!

Here is a picture of (most) of MSD staff & Acting Director Rebecca Lowe, showing off our PWPL apparel we just added to our collective wardrobe:



Office of Communications and Marketing

APRIL 2024 REPORT

RECOGNIZING OUR LIBRARY WORKERS, VOLUNTEERS

April is an exciting time to recognize the hard work, commitment, and dedication of Prince William Public Libraries staff and volunteers.

During National Library Week, April 7–13, 2024, PWPL highlights the work of libraries, librarians, and library workers. Social media posts throughout the week focused on Prince William Public Libraries staff who make a difference in our 12 libraries, through outreach, and at our Administrative Support Center.


In recognition of National Volunteer Week, OCM helped share PWPL's appreciation of our library volunteers, like Margaret, who helped a patron find a newspaper article about their son from 1987. Last year at PWPL, 343 volunteers donated 6,353.55 hours to help bring library services and programs to our community.

A recent episode of PWPL's award-winning "Important Library Stuff" podcast focused on our teen volunteers, who truly make our Summer Reading program what it is. The episode has been played more than 50 times in less than a month. The episode post reached 783 people on Facebook and 162 people on Instagram.

PWPL HAS GONE GREEN! (AND OCM HELPED SHARE OUR STORY)

Leading up to Earth Day, OCM collaborated with the Sustainability Work Group to share PWPL's green story, including:

- An article highlighting our successes.
- A video that reached 607 people on Facebook, 785 people on Instagram, and 35 views on YouTube.
- A podcast episode that was downloaded 24 times, reached 624 people on Facebook, and 116 people on Instagram.



Office of Programming and Events

MONTHLY REPORT: APRIL 2024

DEPARTMENT NEWS

Solar eclipse. Seven years ago, those words didn't really mean much to library staff beyond a theme to organize some programming around. Following the solar eclipse of 2017, staff learned that when it comes to an event such as this, there is no such thing as being over prepared. Programs? Check. Braced for hundreds of phone calls in one day asking about glasses? Check. Equal number of people coming to the branches looking for said glasses? Check and check.

To help support staff with this preparation, OPE coordinated with STAR Library Network to receive those coveted NASA-approved eclipse glasses, which were made available to the branches to offer their patrons. In summary, they flew off the shelves, sometimes before they'd been delivered to the branch. Solar eclipse fever hit PWPL hard the final week leading to April 8!

Behind the scenes, OPE was kept busy printing over 150 spaceships, both 3D printers running almost around the clock to ensure that nine branches had grab bags of DIY spaceships for kids to build and decorate. As one staff member commented, it looked like we had our own mini ammunition factory (given the shape of the pieces), one that ran the entirety of March to make sure we had everything ready to go by April 1.

Kristen conducted four onboarding/mentoring sessions, Gabi and Tara manned the spaceship production line, and all three enjoyed watching the solar eclipse. Using our coveted eclipse glasses.

PROGRAMMING NEWS

As outlined above, April was mainly focused on the solar eclipse, including the reading challenge Discover the Solar Eclipse. No prizes were offered, just a simple challenge where participants tried to reach 300 minutes logged within the month. Despite no prized incentive, we had over 300 people register for the program.



This acted as a test run for the restructuring of the Summer Reading challenge, which will be comprised of logging minutes read instead of completing activities.

There is life outside of the solar eclipse, though, and OPE coordinated events happened every week. This included:

- ❖ Bubble Tea Party
- ❖ Fairy Garden

Here is a photo, courtesy of Dale City, from one of the Fairy Garden sessions.



Each program is the product of several hours of ordering, counting, hauling boxes, organizing, more counting and worrying that we didn't order enough miniature swans or moss. The adventures within the Office of Programming and Events!

APRIL: AT A GLANCE

Prince William Public Libraries
Statistics

2024 2023

Circulation

Physical	167,847	●	164,668
Digital	50,075	●	51,915
TOTAL	217,922	●	216,583

Library Visits

Door Count	79,388	●	63,613
Total Page Views	80,861	●	124,553
TOTAL	160,249	●	188,166

Programs

Number of Events	479	●	432
Attendance	19,159	●	13,639

Computer Use

Users Logged	4,901	●	3,755
User Sessions	8,251	●	8,432

Holds Requests

Physical	23,246	●	21,462
Digital	19,058	●	19,848

Library Visits - Door Count (Source: Branch Monthly Statistics Report Automatic Door Counter)												CUMULATIVE			
												Total FY24 To Date	Total FY23 To Date	Percent of Difference	
	Jul-23	Aug-23	Sep-23	Oct-23	Nov-23	Dec-23	Jan-24	Feb-24	Mar-24	Apr-24	May-24	Jun-24			
Bull Run	12,223	10,963	9,288	9,727	8,477	7,012	8,197	9,733	10,705	10,849			97,174	59,561	63.2%
Central	3,461	3,418	2,743	3,172	2,950	2,500	3,373	3,562	3,523	3,875			32,577	32,399	0.5%
Chinn Park	19,322	14,141	14,496	19,297	14,975	12,749	14,553	15,638	17,706	18,675			161,552	158,897	1.7%
Haymarket Gainesville	12,971	12,245	11,302	10,841	9,475	8,276	9,653	10,600	11,899	11,231			108,493	103,682	4.6%
Manassas City	4,199	3,774	3,463	3,440	3,076	2,620	3,137	3,519	3,515	4,229			34,972	33,886	3.2%
Montclair	12,482	11,452	10,779	11,863	9,969	8,414	9,905	10,991	10,950	11,340			108,145	93,928	15.1%
Potomac	8,682	8,457	7,114	7,288	6,250	5,686	6,676	7,522	7,906	8,349			73,930	73,135	1.1%
Dale City	2,301	2,272	1,611	1,760	1,519	1,408	1,656	1,537	1,497	1,914			17,475	15,259	14.5%
Dumfries	2,249	2,540	1,984	1,876	1,720	1,547	1,579	1,700	1,886	2,209			19,290	22,297	-13.5%
Independent Hill	1,777	1,401	1,380	1,413	1,220	961	1,100	1,168	1,341	1,560			13,321	13,519	-1.5%
Lake Ridge	3,983	3,855	3,136	3,578	1,808	0*	2,873	2,809	3,474	3,690			29,206	28,811	1.4%
Nokesville	1,556	1,734	1,351	1,247	1,114	1,070	1,249	1,196	1,356	1,467			13,340	18,665	-28.5%
Total	85,206	76,252	68,647	75,502	62,553	52,243	63,951	69,975	75,758	79,388	0	0	709,475	654,039	8.5%

Patron PAC Logins (Source: Polaris)															
Total	Jul-23	Aug-23	Sep-23	Oct-23	Nov-23	Dec-23	Jan-24	Feb-24	Mar-24	Apr-24	May-24	Jun-24	Total FY24 To Date	Total FY23 To Date	Percent of Difference
Total	34,954	37,444	33,613	33,617	31,072	29,540	35,105	30,489	30,694	29,083			325,611	399,874	-18.6%

Web Transactions (Source: OCM Monthly Stat Report)															
	Jul-23	Aug-23	Sep-23	Oct-23	Nov-23	Dec-23	Jan-24	Feb-24	Mar-24	Apr-24	May-24	Jun-24	Total FY24 To Date	Total FY23 To Date	Percent of Difference
OverDrive Unique Users	11,491	11,221	11,442	10,102	7,550	7,810	8,369	8,362	8,486	8,484			93,317	193,655	-51.8%
Facebook Unique Users (Engaged Users)	3,108	1,908	7,821	2,443	1,892	1,995	2,383	2,557	1,976	1,737			27,820	63,489	-56.2%
Pinterest Average monthly engaged users	87	80	98	98	89	123	72	52	50	129			878	2,692	-67.4%
Instagram Engagement	2,492	673	1,036	2,089	3,158	3,336	1,185	598	987	821			16,375	9,410	74.0%
Total	17,178	13,882	20,397	14,732	12,689	13,264	12,009	11,569	11,499	11,171	0	0	138,390	269,246	-48.6%

Electronic Resources Visits (Sessions) (Source: Vendor Supplied)															
Total	Jul-23	Aug-23	Sep-23	Oct-23	Nov-23	Dec-23	Jan-24	Feb-24	Mar-24	Apr-24	May-24	Jun-24	Total FY24 To Date	Total FY23 To Date	Percent of Difference
Total	17,820	13,468	22,936	37,255	26,264	17,854	22,215	30,876	25,747	55,981			270,416	166,685	62.2%

Library System Total	155,158	141,046	145,593	161,106	132,578	112,901	133,280	142,909	143,698	175,623	0	0	1,443,892	1,489,844	-3.1%
-----------------------------	----------------	----------------	----------------	----------------	----------------	----------------	----------------	----------------	----------------	----------------	----------	----------	------------------	------------------	--------------

* Lake Ridge Library - closed for renovations December 2023
 ** Web Transactions - Effective July 1, 2023, Google Analytics 4 no longer provides Unique Page Views of the PWPL website.

Circulation (Source: Polaris Statistical Summary Report)													CUMULATIVE		
	Jul-23	Aug-23	Sep-23	Oct-23	Nov-23	Dec-23	Jan-24	Feb-24	Mar-24	Apr-24	May-24	Jun-24	Total FY24 To Date	Total FY23 To Date	% of Difference
Bull Run	28,959	25,994	25,049	23,572	23,035	20,969	23,952	23,184	25,856	23,742			244,312	159,190	53.5%
Central	11,748	10,501	9,739	9,358	9,138	8,680	9,811	9,321	9,757	9,865			97,918	108,323	-9.6%
Chinn Park	40,166	36,761	33,331	33,615	32,329	31,667	34,314	32,223	34,985	32,974			342,365	333,882	2.5%
Haymarket Gainesville	44,411	39,965	35,482	35,091	33,916	31,225	35,135	34,038	36,989	35,682			361,934	368,050	-1.7%
Manassas City	10,192	10,336	9,882	10,011	9,524	8,782	9,509	10,278	10,754	9,478			98,746	93,432	5.7%
Montclair	22,443	21,732	19,111	19,140	18,206	16,407	18,552	18,093	18,962	19,313			191,959	182,947	4.9%
Potomac	15,674	14,422	12,054	11,793	12,188	11,661	12,698	13,308	13,257	12,238			129,293	127,394	1.5%
Dale City	4,813	5,674	4,712	4,235	4,355	4,228	4,550	4,212	3,849	4,267			44,895	41,934	7.1%
Dumfries	4,722	4,739	4,087	4,999	4,567	3,911	4,429	4,037	4,528	4,720			44,739	35,987	24.3%
Independent Hill	6,485	6,540	5,475	5,852	5,152	5,336	5,156	4,763	5,312	5,266			55,337	57,506	-3.8%
Lake Ridge	5,721	5,479	5,234	5,101	4,308	1,597	4,184	4,272	4,535	4,991			45,422	48,254	-5.9%
Nokesville	5,798	5,340	5,300	5,072	4,941	4,523	5,770	4,918	1,004	4,650			47,316	53,059	-10.8%
Total Circulation	201,132	187,483	169,456	167,839	161,659	148,986	168,060	162,647	169,788	167,186	0	0	1,704,236	1,609,958	5.9%

Circulation - Holds												C U M U L A T I V E			
												Total FY24 To Date	Total FY23 To Date	Percent of Difference	
Reserve Requests (Holds) (Source: Polaris Monthly Statistics Report & OverDrive)															
	Jul-23	Aug-23	Sep-23	Oct-23	Nov-23	Dec-23	Jan-24	Feb-24	Mar-24	Apr-24	May-24	Jun-24			
Holds Placed	27,822	26,515	25,420	24,744	23,711	19,183	26,587	24,028	24,047	23,246			245,303	240,810	1.9%
Holds Filled (Satisfied)	25,378	25,344	23,111	24,236	22,139	18,092	24,666	22,692	21,890	22,757			230,305	227,791	1.1%
Requests placed in OverDrive eBook (Standard + Mobile)	15,880	15,626	11,392	8,523	8,202	9,532	11,738	10,117	10,592	10,188			111,790	114,318	-2.2%
Requests placed in OverDrive Audiobk (Standard + Mobile)	12,521	13,955	9,486	7,251	6,973	7,261	9,674	8,581	8,974	8,870			93,546	76,915	21.6%
Total OverDrive requests placed	28,401	29,581	20,878	15,774	15,175	16,793	21,412	18,698	19,566	19,058	0	0	205,336	191,233	7.4%

Self Check-Outs	Included in Circulation totals.												CUMULATIVE		
	All Libraries and Administrative Support Center (Source: Polaris)												Total FY24 To Date	Total FY23 To Date	% of Difference
	Jul-23	Aug-23	Sep-23	Oct-23	Nov-23	Dec-23	Jan-24	Feb-24	Mar-24	Apr-24	May-24	Jun-24			
ASC	0	9	0	0	0	1	0	3	2	0			15	58	-74.1%
Bull Run	7,081	6,826	6,086	5,706	6,111	5,066	6,171	5,798	6,863	6,133			61,841	42,771	44.6%
Central	2,419	2,346	2,043	1,946	1,948	1,757	1,855	1,921	1,997	2,048			20,280	26,417	-23.2%
Chinn Park	11,488	9,344	9,036	8,906	8,280	7,793	9,044	8,600	9,539	8,780			90,810	90,016	0.9%
Haymarket Gainesville	16,282	14,466	11,142	10,908	10,651	9,378	11,385	11,365	12,488	11,511			119,576	124,267	-3.8%
Manassas City	2,619	2,311	1,881	2,047	1,883	1,624	1,935	1,988	2,289	2,181			20,758	20,549	1.0%
Montclair	7,833	7,789	6,494	5,984	5,504	4,908	5,973	6,056	6,744	6,450			63,735	59,713	6.7%
Potomac	4,476	3,915	3,077	3,095	3,206	2,848	3,263	3,542	3,389	2,914			33,725	34,853	-3.2%
Dale City	458	413	402	234	332	258	305	331	308	310			3,351	3,735	-10.3%
Dumfries	881	780	757	1,158	884	610	737	720	814	776			8,117	6,339	28.0%
Independent Hill	169	151	134	36	62	29	54	42	89	262			1,028	1,247	-17.6%
Lake Ridge	202	164	63	45	10	0	59	232	304	305			1,384	2,141	-35.4%
Nokesville	364	363	442	461	374	377	735	588	490	448			4,642	3,211	44.6%
Total	54,272	48,877	41,557	40,526	39,245	34,649	41,516	41,186	45,316	42,118	0	0	429,262	415,317	3.4%

Circulation/Digital Checkouts (Source: Vendor Reports)												C U M U L A T I V E			Perf Measure Target	
	Jul-23	Aug-23	Sep-23	Oct-23	Nov-23	Dec-23	Jan-24	Feb-24	Mar-24	Apr-24	May-24	Jun-24	Total FY24 To Date	Total FY23 To Date	% of Difference	FY24
Magzter																
Magazine Checkouts	1,380	1,180	1,610	1,530	1,820	1,410	2,000	1,570	1,850	1,520			15,870	12,089	31.3%	
Freading																
Digital Checkouts	418	375	292	316	303	312	331	324	355	332			3,358	3,434	-2.2%	
hoopla																
Digital Checkouts	22,094	22,620	19,461	18,997	19,185	18,710	20,704	16,404	16,947	16,908			192,030	198,162	-3.1%	
OverDrive																
eBook (Standard + Mobile)	22,101	21,785	17,385	15,598	15,643	16,690	18,534	16,961	17,518	16,846			179,061	173,464	3.2%	
Audiobook (Standard + Mobile)	16,732	17,268	13,595	11,994	12,191	12,450	14,462	13,645	14,702	14,469			141,508	116,466	21.5%	
OverDrive Total (eBook + Audiobook)	38,833	39,053	30,980	27,592	27,834	29,140	32,996	30,606	32,220	31,315	0	0	320,569	289,930	10.6%	
Total Library Materials Circ: Digital (E-books, OverDrive eBook + OverDrive Audiobook)	62,725	63,228	52,343	48,435	49,142	49,572	56,031	48,904	51,372	50,075	0	0	531,827	503,615	5.6%	95,000
% of performance measure target													559.82%			

*Magazine statistics now provided by Magzter (Library of Virginia) October 2022.

*EBSCO services terminated by Library of Virginia effective June 1, 2021.

*RBDigital acquired by Overdrive fall of 2020. Transition from RBDigital to OverDrive completed February 2021.

													CUMULATIVE			Perf Measure Target FY24
													Total FY24 To Date	Total FY23 To Date	% of Difference	
Circulation Totals																
ASC (Source: Polaris Statistical Summary Report)																
	Jul-23	Aug-23	Sep-23	Oct-23	Nov-23	Dec-23	Jan-24	Feb-24	Mar-24	Apr-24	May-24	Jun-24				
Total	336	380	391	406	367	355	382	409	440	367			3,833	3,520	8.9%	
Curbside Pickups (Source: Monthly Branch Report)																
Bull Run	0	0	0	0	0	0	0	0	0	0			0	5	-100.0%	
Central	0	0	0	0	0	0	0	0	0	0			0	2	-100.0%	
Chinn Park	0	0	0	0	0	0	0	0	0	0			0	19	-100.0%	
Haymarket Gainesville	3	0	0	0	0	0	0	0	0	0			3	54	-94.4%	
Manassas City	0	0	0	0	1	3	5	2	10	0			21	23	-8.7%	
Montclair	0	0	0	0	0	0	0	0	0	0			0	10	-100.0%	
Potomac	1	0	0	0	0	0	0	0	0	0			1	0		
Dale City	0	0	0	0	0	0	1	1	1	2			5	12	-58.3%	
Dumfries	1	0	0	0	0	0	0	0	1	3			5	0		
Independent Hill	0	0	0	0	0	0	0	0	0	0			0	3	-100.0%	
Lake Ridge	1	2	0	1	1	0	0	0	2	3			10	10	0.0%	
Nokesville	0	0	0	0	0	0	0	0	0	0			0	4	-100.0%	
Total	6	2	0	1	2	3	6	3	14	8	0	0	45	142	-68.3%	
Read & Returns (Source: Monthly Branch Report)																
Bull Run	19	19	21	8	37	1	14	2	11	14			146	177	-17.5%	
Central	1	2	2	2	0	0	0	0	0	0			7	303	-97.7%	
Chinn Park	55	0	0	0	0	0	0	0	0	0			55	428	-87.1%	
Haymarket Gainesville													0	0	0	
Manassas City													0	0	0	
Montclair	2	0	0	0	0	0	0	0	0	0			2	45	-95.6%	
Potomac	48	89	92	53	0	77	61	70	25	115			630	710	-11.3%	
Dale City	22	22	40	25	8	18	21	8	10	8			182	156	16.7%	
Dumfries	5	4	9	12	18	19	0	0	0	0			67	120	-44.2%	
Independent Hill			0							0			0	0	0	
Lake Ridge	2	9	7	1	0	0	0	0	0	0			19	72	-73.6%	
Nokesville										0			0	0	0	
Total	154	145	171	101	63	115	96	80	46	137	0	0	1,108	2,011	-44.9%	
ILL Total Items Borrowed and Loaned (Source: ILL Work Unit)																
Items Borrowed	87	114	105	111	96	85	136	73	130	84			1,021	1,083	-5.7%	
Items Loaned	59	79	87	54	50	43	79	55	58	65			629	451	39.5%	
Total	146	193	192	165	146	128	215	128	188	149	0	0	1,650	1,534	7.6%	
Total Library Materials Circulation: <u>Print</u>																
Total Circulation (FS,NLs,ASC,Cubside Pickups,Read & Returns & ILL)	201,774	188,203	170,210	168,512	162,237	149,587	168,759	163,267	170,476	167,847	0	0	1,710,872	1,617,165	5.8%	
Total Circulation (Full Service, NLs, ASC, Read & Returns, Digital & ILL): <u>Print + Digital</u>																
FY24 Circulation System Total	264,499	251,431	222,553	216,947	211,379	199,159	224,790	212,171	221,848	217,922	0	0	2,242,699	2,120,780	5.7%	2,800,000
% of Performance Measures Circ Target	9.4%	8.98%	7.95%	7.75%	7.55%	7.11%	8.03%	7.58%	7.92%	7.78%	0.00%	0.00%	80.1%			

Registered Patrons

												CURRENT			Perf Meas Target FY24
(Source: Polaris Statical Summary Report + Find Tool)						Note: # of patrons = latest monthly figures available. This is not cumulative.						Total FY24 To Date	Total FY23 To Date	% of Difference	
	Jul-23	Aug-23	Sep-23	Oct-23	Nov-23	Dec-23	Jan-24	Feb-24	Mar-24	Apr-24	May-24	Jun-24			
New Patrons	1,979	1,723	1,821	1,866	1,157	1,085	1,481	1,518	1,664	1,531			15,825	12,352	28.1%
Deleted Patrons	41	62	55	47	37	25	34	55	31	43			430	431	-0.2%
Systemwide Total	348,897	353,097	356,011	358,968	361,015	363,009	371,569	374,977	378,502	381,319			381,319	338,976	12.5%

Manassas Patrons	17,430	17,493	17,566	17,658	17,706	17,747	17,793	17,881	18,002	18,080			18,080	17,203	5.1%
-------------------------	---------------	---------------	---------------	---------------	---------------	---------------	---------------	---------------	---------------	---------------	--	--	---------------	---------------	-------------

Residents with Library Cards (population as of 6-30-23: PWC: 492,576)

77.41%

Web Patrons

OverDrive

New Patrons	2,165	2,225	989	439	422	437	580	523	507	460			8,747	4,989	75.3%
-------------	-------	-------	-----	-----	-----	-----	-----	-----	-----	-----	--	--	-------	-------	-------

Facebook

New "Daily Likes"	88	18	71	21	10	45	75	41	90	62			521	370	40.8%
Lifetime Total Likes	13,802	13,820	13,891	13,912	13,922	13,967	14,042	14,083	14,173	14,235			14,235	13,576	4.9%
Active Users (Includes Fans (Likes) & Non-Fans)	108,130	87,196	127,998	81,015	72,869	87,699	95,998	87,908	92,935	76,739			76,739	76,617	0.2%
Daily Total Reach															

Twitter

New Followers	-35	-16	-6	-2	-6	0	15	12	7	-2			-33	16	-306.3%
Lifetime total followers	4,558	4,542	4,536	4,534	4,528	4,528	4,543	4,555	4,562	4,560			4,560	4,623	-1.4%

Pinterest

New Followers	-1	7	-5	-3	2	-3	0	0	-2	0			-5	5	-200.0%
Lifetime total followers	1,895	1,902	1,897	1,894	1,896	1,893	1,893	1,893	1,891	1,891			1,891	1,898	-0.4%

Instagram

New Followers	24	16	29	35	4	20	21	14	27	18			208	189	10.1%
Lifetime total followers	2,616	2,631	2,660	2,695	2,699	2,719	2,740	2,754	2,781	2,799			2,799	2,523	10.9%

Wowbrary

E-Mail Total Active Users	2,219	2,241	2,241	2,237	2,235	2,232	2,231	2,234	2,233	2,230			2,230	2,141	4.2%
RSS Feeds Active Users	23	25	22	22	23	21	22	21	21	20			20	26	-23.1%

Freading

Total Unique Users	118	119	105	108	93	99	99	110	121	103			103	86	19.8%
--------------------	-----	-----	-----	-----	----	----	----	-----	-----	-----	--	--	-----	----	-------

hoopla

New Users	514	458	332	384	250	279	367	387	377	357			3,705	3,323	11.5%
Total Users	30,948	31,439	31,579	31,863	32,062	32,300	32,633	32,995	33,339	33,651			33,651	29,627	13.6%

*RBDigital acquired by OverDrive fall of 2020. Transition from RBDigital to OverDrive completed February 2021.

													CUMULATIVE			Performance Measure Target
Information Requests (Source: Branch Monthly Statistics Report)													Total FY24 To Date	Total FY23 To Date	Percent of Difference	FY24
	Jul-23	Aug-23	Sep-23	Oct-23	Nov-23	Dec-23	Jan-24	Feb-24	Mar-24	Apr-24	May-24	Jun-24				
Bull Run	8,091	7,037	6,101	6,353	4,931	4,562	5,796	7,151	7,293	7,767			65,082	54,859	18.6%	
Central	3,216	3,403	2,627	2,640	2,106	2,080	2,449	2,880	3,433	3,977			28,811	36,707	-21.5%	
Chinn Park	13,644	10,849	12,668	11,172	10,532	10,396	11,361	12,270	13,921	15,802			122,615	117,702	4.2%	
Haymarket Gainesville	6,980	6,802	6,137	6,457	5,796	4,947	5,863	6,709	6,703	6,634			63,028	63,758	-1.1%	
Manassas City	3,507	3,036	2,557	2,594	2,525	2,356	2,897	2,893	3,035	3,476			28,876	27,010	6.9%	
Montclair	6,726	5,233	4,153	4,756	4,509	4,756	5,091	5,773	4,539	6,888			52,424	50,493	3.8%	
Potomac	5,881	5,646	4,904	5,288	4,716	4,935	5,346	5,681	6,779	7,426			56,602	52,407	8.0%	
Dale City	507	676	474	571	650	576	713	565	536	1,351			6,619	8,103	-18.31%	
Dumfries	2,128	2,603	2,020	1,876	1,432	1,668	1,146	2,190	255	1,760			17,078	18,980	-10.02%	
Independent Hill	1,323	982	1,092	896	922	536	836	858	1,006	1,074			9,525	11,501	-17.18%	
Lake Ridge	2,443	3,035	2,558	2,461	1,234	62	1,514	2,019	2,339	2,386			20,051	22,614	-11.33%	
Nokesville	1,406	1,099	1,319	1,656	1,039	1,093	1,206	1,099	1,066	1,485			12,468	9,868	26.35%	
Total	55,852	50,401	46,610	46,720	40,392	37,967	44,218	50,088	50,905	60,026	0	0	483,179	474,002	1.94%	
Electronic Resources Sessions (Source: Vendor Supplied)																
Total	17,793	13,468	22,936	37,255	26,264	17,854	22,215	30,876	25,747	55,981			270,389	166,885	62.0%	
AWE Stations																
	Jul-23	Aug-23	Sep-23	Oct-23	Nov-23	Dec-23	Jan-24	Feb-24	Mar-24	Apr-24	May-24	Jun-24				
Bull Run	1,064	960	697	0*	0	0	0	0	0	0			2,721	4,870	-44.1%	
Central	0	0	0	0	0	0	0	0	0	0			0	0		
Chinn Park	0	0	0	0	0	0	0	0	0	0			0	1,746	-100.0%	
Haymarket Gainesville	632	531	478	480	483	459	423	400	0	0			3,886	5,953	-34.7%	
Manassas City	0	0	0	0	0	0	0	0	0	0			0	0		
Montclair	0	183	368	354	311	333	302	223	190	238			2,502	1,726	45.0%	
Potomac	305	276	228	246	248	174	170	244	237	259			2,387	2,356	1.3%	
Dumfries	293	293	180	175	227	159	137	201	255	277			2,197	1,617	35.9%	
Total	2,294	2,243	1,951	1,255	1,269	1,125	1,032	1,068	682	774	0	0	13,693	18,268	-25.0%	
Web Transactions (Source: OCE)																
OverDrive Page Views	63,279	59,348	55,632	50,964	*	*	*	*	*	*	*	*	229,223	1,083,434	-78.8%	
Library website page views			83,819			63,101			79,490				226,410	366,645	-38.2%	
Facebook daily total impressions	125,196	91,555	93,429	87,178	76,949	91,531	101,144	113,613	125,363	79,837			985,795	1,011,020	-2.5%	
Twitter daily total impressions	36,193	50,306	42,490	38,074	36,455	29,644	35,339	32,915	22,722	28,731			352,869	591,329	-40.3%	
Pinterest average monthly views	2,483	2,907	3,030	3,962	2,677	3,308	2,807	2,727	3,244	5,567			32,712	52,558	-37.8%	
Instagram impressions	14,555	10,932	13,008	15,422	12,286	11,191	12,105	9,227	8,460	9,516			116,702	104,932	11.2%	
Total	241,706	215,048	291,408	195,600	128,367	198,775	151,395	158,482	239,279	123,651	0	0	1,943,711	3,209,918	-39.4%	

Information Requests cont'd (Source: Branch Monthly Statistics Report)													C U M U L A T I V E			Performance Measure Target
													Total FY24 To Date	Total FY23 To Date	Percent of Difference	FY24
Jul-23	Aug-23	Sep-23	Oct-23	Nov-23	Dec-23	Jan-24	Feb-24	Mar-24	Apr-24	May-24	Jun-24					
Wowbrary (Source: Wowbrary)																
Clicks thru to Catalog	9,581	7,203	2,954	3,103	2,918	2,442	3,501	2,809	3,171	3,255			40,937	77,207	-47.0%	
Electronic Information requests handled																
Total	271,374	237,962	319,249	237,213	158,818	220,196	178,143	193,235	268,879	183,661	0	0	2,268,730	3,472,278	-34.7%	
Total Information Requests (Total Staff Assisted Requests & Total Patron Electronic Information Transactions)																
System Total	327,226	288,363	365,859	283,933	199,210	258,163	222,361	243,323	319,784	243,687	0	0	2,751,909	3,875,214	-29.0%	
% of Performance Measures Target (Electronic)												45.87%				
Electronic Resources SEARCHES for Lib of VA (Bibliostat) - Do <u>Not</u> Include Count with ER Stats Above (Source: Vendor Supplied)																
Jul-23	Aug-23	Sep-23	Oct-23	Nov-23	Dec-23	Jan-24	Feb-24	Mar-24	Apr-24	May-24	Jun-24	FY24 To Date	FY23 To Date	% of Difference		
Total	29,103	27,921	30,667	52,928	46,854	46,928	36,159	52,788	37,616	51,709		412,673	356,354	15.8%		

* HG AWE machine broken for the month of October 2023.

Passport Services	C U M U L A T I V E												Total FY24 To Date	Total FY23 To Date	Percent of Difference
	Jul-23	Aug-23	Sep-23	Oct-23	Nov-23	Dec-23	Jan-24	Feb-24	Mar-24	Apr-24	May-24	Jun-24			
Central: Appointments	79	105	55	41	50	48	99	109	125	113			824	0	
Central: Photos Issued	0	0	9	13	24	13	42	33	58	42			234	0	
Haymarket: Appointments	76	92	85	74	75	69	109	95	121	105			901	0	
Haymarket: Photos Issued	0	0	10	22	25	12	36	39	38	39			221	0	
Potomac: Appointments	78	58	52	88	73	33	102	97	115	167			863	0	
Potomac: Photos Issued	0	0	10	29	25	17	44	44	50	48			267	0	
Total	154	150	157	213	198	131	291	275	324	359	0	0	2,252	0	

Makerspaces	C U M U L A T I V E												Total FY24 To Date	Total FY23 To Date	Percent of Difference
	Jul-23	Aug-23	Sep-23	Oct-23	Nov-23	Dec-23	Jan-24	Feb-24	Mar-24	Apr-24	May-24	Jun-24			
Bull Run: Appointments	25	38	23	28	23	35	55	22	24	23			296	0	
Bull Run: Attendance	25	38	69	28	23	35	55	22	24	23			342	0	
Central: Appointments	6	15	26	11	17	36	18	19	23	22			193	0	
Central: Attendance	92	23	113	98	161	107	99	132	187	218			1,230	0	

MAGIC - Chinn Park Library	C U M U L A T I V E												Total FY24 To Date	Total FY23 To Date	Percent of Difference
	Jul-23	Aug-23	Sep-23	Oct-23	Nov-23	Dec-23	Jan-24	Feb-24	Mar-24	Apr-24	May-24	Jun-24			
Appointments: County	80	103	120	152	233	228	214	237	180	226			1773	0	
Appointments: Non-County	22	20	16	21	4	11	39	28	48	55			264	0	

RELIC - Central Library	C U M U L A T I V E												Total FY24 To Date	Total FY23 To Date	Percent of Difference
	Jul-23	Aug-23	Sep-23	Oct-23	Nov-23	Dec-23	Jan-24	Feb-24	Mar-24	Apr-24	May-24	Jun-24			
Appointments: County	110	139	126	172	114	119	155	236	170	274			1615	0	
Appointments: Non-County	24	12	2	2	2	2	14	33	75	54			220	0	

Library Events and Activities (Source: Branch Monthly Statistics Report)													C U M U L A T I V E			Perf Measure Target
													Total FY24 To Date	Total FY23 To Date	Percent of Diff	FY24
	Jul-23	Aug-23	Sep-23	Oct-23	Nov-23	Dec-23	Jan-24	Feb-24	Mar-24	Apr-24	May-24	Jun-24				
Full Service Branches																
Preschool (B-5)	17	10	12	18	15	4	12	11	12	11			122	101	20.8%	
Children (5-11)	19	9	8	11	11	8	4	12	10	8			100	62	61.3%	
YA (12-18)	7	7	4	5	3	1	2	0	1	2			32	67	-52.2%	
Adult	19	19	24	11	30	32	31	45	47	42			300	212	41.5%	
Bull Run total	62	45	48	45	59	45	49	68	70	63	0	0	554	442	25.3%	
Preschool (B-5)	9	7	8	10	8	4	7	11	8	8			80	66	21.2%	
Children (5-11)	7	5	3	4	6	3	4	7	4	6			49	41	19.5%	
YA (12-18)	2	1	2	3	3	3	3	4	5	4			30	15	100.0%	
Adult	14	13	18	27	25	14	21	22	18	20			192	148	29.7%	
Central total	32	26	31	44	42	24	35	44	35	38	0	0	351	270	30.0%	
Preschool (B-5)	8	8	18	21	16	8	12	21	20	22			154	184	-16.3%	
Children (5-11)	6	3	5	9	7	7	5	9	9	7			67	88	-23.9%	
YA (12-18)	13	10	19	19	10	16	15	14	20	17			153	71	115.5%	
Adult	34	19	19	35	33	26	31	41	45	33			316	376	-16.0%	
Chinn Park total	61	40	61	84	66	57	63	85	94	79	0	0	690	719	-4.0%	
Preschool (B-5)	15	8	12	18	18	9	10	16	9	17			132	153	-13.7%	
Children (5-11)	8	13	7	9	10	10	7	8	15	15			102	99	3.0%	
YA (12-18)	10	0	4	5	5	8	4	6	1	5			48	36	33.3%	
Adult	13	28	15	23	18	21	12	18	21	22			191	199	-4.0%	
Haymarket Gainesville total	46	49	38	55	51	48	33	48	46	59	0	0	473	487	-2.9%	
Preschool (B-5)	4	3	4	5	5	2	6	6	6	5			46	76	-39.5%	
Children (5-11)	10	4	6	7	4	4	2	2	5	7			51	68	-25.0%	
YA (12-18)	4	3	7	5	6	3	10	6	7	9			60	66	-9.1%	
Adult	8	11	9	12	10	7	6	13	4	3			83	117	-29.1%	
Manassas City total	26	21	26	29	25	16	24	27	22	24	0	0	240	327	-26.6%	
Preschool (B-5)	3	3	10	9	9	4	9	14	8	13			82	61	34.4%	
Children (5-11)	10	3	4	5	4	7	6	4	6	14			63	47	34.0%	
YA (12-18)	5	2	2	5	4	4	5	5	5	10			47	43	9.3%	
Adult	15	14	10	15	10	9	12	13	13	16			127	137	-7.3%	
Montclair total	33	22	26	34	27	24	32	36	32	53	0	0	319	288	10.8%	
Preschool (B-5)	10	6	8	15	12	5	10	16	11	16			109	112	-2.7%	
Children (5-11)	7	8	5	11	5	7	5	5	6	12			71	60	18.3%	
YA (12-18)	4	5	3	3	3	2	3	3	5	3			34	49	-30.6%	
Adult	14	21	25	31	27	21	36	31	36	35			277	231	19.9%	
Potomac total	35	40	41	60	47	35	54	55	58	66	0	0	491	452	8.6%	
Full Service Total	295	243	271	351	317	249	290	363	357	382	0	0	3,118	2,985	4.5%	

Library Events and Activities (Source: Branch Monthly Statistics Report)													C U M U L A T I V E			Perf Measure Target
	Neighborhood Branches												Total FY24 To Date	Total FY23 To Date	Percent of Diff	FY24
	Jul-23	Aug-23	Sep-23	Oct-23	Nov-23	Dec-23	Jan-24	Feb-24	Mar-24	Apr-24	May-24	Jun-24				
Preschool (B-5)	11	13	6	7	9	6	11	8	8	8			87	44	97.7%	
Children (5-11)	6	5	3	6	2	4	5	4	5	3			43	36	19.4%	
YA (12-18)	1	1	1	1	1	0	1	0	0	2			8	12	-33.3%	
Adult	3	1	0	0	0	1	1	1	1	4			12	8	50.0%	
Dale City total	21	20	10	14	12	11	18	13	14	17	0	0	150	100	50.0%	
Preschool (B-5)	3	4	6	3	2	2	5	4	5	4			38	35	8.6%	
Children (5-11)	3	6	3	5	4	4	3	3	7	14			52	24	116.7%	
YA (12-18)	1	0	1	2	1	0	0	0	1	1			7	9	-22.2%	
Adult	3	6	3	7	5	2	3	4	4	2			39	31	25.8%	
Dumfries total	10	16	13	17	12	8	11	11	17	21	0	0	136	99	37.4%	
Preschool (B-5)	2	1	5	6	4	4	5	5	4	4			40	29	37.9%	
Children (5-11)	9	2	5	2	4	2	2	2	1	5			34	8	325.0%	
YA (12-18)	3	2	4	4	2	2	4	4	5	5			35	4	775.0%	
Adult	3	3	6	3	4	7	4	4	5	5			44	3	1366.7%	
Independent Hill total	17	8	20	15	14	15	15	15	15	19	0	0	153	44	247.7%	
Preschool (B-5)	6	6	5	8	2	0	3	7	7	8			52	48	8.3%	
Children (5-11)	3	3	3	5	0	0	3	4	7	3			31	27	15.2%	
YA (12-18)	1	1	0	1	0	0	0	1	1	3			8	7	14.3%	
Adult	2	2	2	5	1	0	2	4	4	4			26	28	-7.1%	
Lake Ridge total	12	12	10	19	3	0	8	16	19	18	0	0	117	110	6.5%	
Preschool (B-5)	0	0	2	2	2	2	2	2	2	2			16	9	77.8%	
Children (5-11)	7	6	7	7	6	6	5	5	6	11			66	29	127.6%	
YA (12-18)	0	0	0	1	1	1	1	1	1	2			8	2	300.0%	
Adult	2	1	3	5	2	4	4	4	5	7			37	13	184.6%	
Nokesville total	9	7	12	15	11	13	12	12	14	22	0	0	127	53	139.6%	
Neighborhood Total	69	63	65	80	52	47	64	67	79	97	0	0	683	406	68.3%	
Library Events and Activities Totals	364	306	336	431	369	296	354	430	436	479	0	0	3,801	3,391	12.1%	5,000
% of Performance Measures Target	7.28%	6.12%	6.72%	8.62%	7.38%	5.92%	7.08%	8.60%	8.72%	9.58%	0.00%	0.00%	76.02%			

Attendees to Library Events (Source: Branch Monthly Statistics Report)													CUMULATIVE			Perf Measure Target
	Full Service Libraries												Total FY24 To Date	Total FY23 To Date	Percent of Difference	FY24
	Jul-23	Aug-23	Sep-23	Oct-23	Nov-23	Dec-23	Jan-24	Feb-24	Mar-24	Apr-24	May-24	Jun-24				
Preschool (B-5)	577	266	359	566	471	130	449	483	528	496			4,325	3,829	13.0%	
Children (5-11)	1,741	1,075	97	344	253	246	64	213	193	75			4,301	3,182	35.2%	
YA (12-18)	127	148	69	52	17	2	31	0	15	21			482	477	1.0%	
Adult	342	269	264	151	482	226	243	1,310	1,446	1,049			5,782	4,199	37.7%	
Bull Run Total	2,787	1,758	789	1,113	1,223	604	787	2,006	2,182	1,641	0	0	14,890	11,687	27.4%	
Preschool (B-5)	432	279	222	237	182	100	123	279	166	350			2,370	2,025	17.0%	
Children (5-11)	373	129	34	38	171	126	106	202	145	363			1,687	1,554	8.6%	
YA (12-18)	25	7	6	13	30	31	11	24	33	55			235	329	-28.6%	
Adult	94	197	207	165	175	147	143	196	268	202			1,794	3,042	-41.0%	
Central Total	924	612	469	453	558	404	383	701	612	970	0	0	6,086	6,950	-12.4%	
Preschool (B-5)	750	514	922	1,235	694	617	496	1,063	1,095	944			8,330	7,666	8.7%	
Children (5-11)	483	280	380	1,523	179	1,040	521	346	898	2,377			8,027	7,176	11.9%	
YA (12-18)	605	197	670	524	210	175	246	241	391	259			3,518	1,920	83.2%	
Adult	389	295	558	707	1,023	242	410	812	1,130	653			6,219	19,781	-68.6%	
Chinn Park Total	2,227	1,286	2,530	3,989	2,106	2,074	1,673	2,462	3,514	4,233	0	0	26,094	36,543	-28.6%	
Preschool (B-5)	774	401	509	742	662	336	430	798	349	1,190			6,191	8,535	-27.5%	
Children (5-11)	803	604	173	210	201	713	280	209	882	475			4,550	11,789	-61.4%	
YA (12-18)	103	0	27	53	23	162	42	94	14	76			594	397	49.6%	
Adult	452	1,230	376	3,232	471	823	299	389	332	932			8,536	7,369	15.8%	
Haymarket Gainesville Total	2,132	2,235	1,085	4,237	1,357	2,034	1,051	1,490	1,577	2,673	0	0	19,871	28,090	-29.3%	
Preschool (B-5)	149	116	117	168	121	53	149	167	240	272			1,552	2,491	-37.7%	
Children (5-11)	570	82	127	226	155	155	34	25	120	563			2,057	3,512	-41.4%	
YA (12-18)	18	56	86	39	54	58	176	137	88	94			806	623	29.4%	
Adult	209	182	190	1,027	113	25	68	275	114	48			2,251	4,362	-48.4%	
Manassas City	946	436	520	1,460	443	291	427	604	562	977	0	0	6,666	10,988	-39.3%	
Preschool (B-5)	180	223	332	607	363	172	351	725	307	528			3,788	3,292	15.1%	
Children (5-11)	788	253	342	294	330	1,145	1,132	935	629	1,380			7,228	2,930	146.7%	
YA (12-18)	82	15	8	30	27	32	41	35	49	25			344	627	-45.1%	
Adult	417	721	801	1,133	348	344	753	882	1,051	1,256			7,706	5,659	36.2%	
Montclair Total	1,467	1,212	1,483	2,064	1,068	1,693	2,277	2,577	2,036	3,189	0	0	19,066	12,508	52.4%	
Preschool (B-5)	705	317	385	572	593	205	525	484	470	600			4,856	4,166	16.6%	
Children (5-11)	297	579	73	304	30	234	102	127	267	1,196			3,209	2,560	25.4%	
YA (12-18)	166	249	122	101	109	57	126	98	464	204			1,696	1,612	5.2%	
Adult	164	219	316	615	397	340	318	485	524	695			4,073	6,081	-33.0%	
Potomac Total	1,332	1,364	896	1,592	1,129	836	1,071	1,194	1,725	2,695	0	0	13,834	14,419	-4.1%	
FS Total	11,815	8,903	7,772	14,908	7,884	7,936	7,669	11,034	12,208	16,378	0	0	106,507	121,185	-12.1%	

Attendees to Library Events (Source: Branch Monthly Statistics Report)													C U M U L A T I V E			Perf Measure Target FY24
													Total FY24 To Date	Total FY23 To Date	Percent of Difference	
Neighborhood Libraries																
	Jul-23	Aug-23	Sep-23	Oct-23	Nov-23	Dec-23	Jan-24	Feb-24	Mar-24	Apr-24	May-24	Jun-24				
Preschool (B-5)	424	571	69	343	330	295	181	244	314	238			3,009	1,459	106.2%	
Children (5-11)	266	162	402	279	60	249	314	172	260	175			2,339	2,130	9.8%	
YA (12-18)	7	1	31	0	74	0	11	0	0	16			140	196	-28.6%	
Adult	182	5	0	0	0	68	24	85	14	215			593	248	139.1%	
Dale City Total	879	739	502	622	464	612	530	501	588	644	0	0	6,081	4,033	50.8%	
Preschool (B-5)	81	63	119	56	50	27	97	60	80	65			698	781	-10.6%	
Children (5-11)	166	238	105	115	288	115	95	141	200	728			2,191	611	258.6%	
YA (12-18)	9	0	11	5	20	0	0	0	26	5			76	130	-41.5%	
Adult	11	77	6	103	6	10	13	11	73	55			365	547	-33.3%	
Dumfries Total	267	378	241	279	364	152	205	212	379	853	0	0	3,330	2,069	60.9%	
Preschool (B-5)	35	36	95	110	58	93	79	77	61	38			682	537	27.0%	
Children (5-11)	498	33	109	25	61	14	8	9	9	45			811	366	121.6%	
YA (12-18)	15	10	140	20	8	10	20	33	62	43			361	25	1344.0%	
Adult	25	87	355	24	30	176	32	27	61	33			850	392	116.8%	
Independent Hill Total	573	166	699	179	157	293	139	146	193	159	0	0	2,704	1,320	104.8%	
Preschool (B-5)	575	235	82	172	35	0	63	99	154	136			1,551	1,633	-5.0%	
Children (5-11)	53	139	199	116	0	0	214	97	468	202			1,488	930	60.0%	
YA (12-18)	67	75	0	6	0	0	0	9	116	74			347	89	289.9%	
Adult	97	252	73	339	93	0	88	259	248	199			1,648	904	82.3%	
Lake Ridge Total	792	701	354	633	128	0	365	464	986	611	0	0	5,034	3,556	41.6%	
Preschool (B-5)	0	0	28	23	34	64	32	21	38	9			249	159	56.6%	
Children (5-11)	128	339	132	118	91	68	38	68	79	183			1,244	1,165	6.8%	
YA (12-18)	0	0	0	3	4	0	0	3	16	11			37	19	94.7%	
Adult	93	6	118	51	14	37	30	22	40	311			722	81	791.4%	
Nokesville Total	221	345	278	195	143	169	100	114	173	514	0	0	2,252	1,424	58.1%	
NL Totals	2,732	2,329	2,074	1,908	1,256	1,226	1,339	1,437	2,319	2,781	0	0	19,401	12,402	56.4%	
Attendees to Library Events Totals	14,547	11,232	9,846	16,816	9,140	9,162	9,008	12,471	14,527	19,159	0	0	125,908	133,587	-5.7%	175,000
% of performance measure target	8%	6%	6%	10%	5%	5%	5%	7%	8%	11%	0%	0%	71.95%			

													C U M U L A T I V E		
Library Events and Activities - Outreach and Group Visits													Total FY24 To Date	Total FY23 To Date	Percent of Diff
events that occur at a location other than a library facility; events are included in appropriate age level totals above; do not count these in library events totals															
Outreach Events	Jul-23	Aug-23	Sep-23	Oct-23	Nov-23	Dec-23	Jan-24	Feb-24	Mar-24	Apr-24	May-24	Jun-24			
Bull Run	7	6	8	10	1	3	1	1	3	2			42	30	40.0%
Central	1	1	1	0	0	0	2	3	2	3			13	16	-18.8%
Chinn Park	5	11	15	10	10	11	9	17	13	12			113	112	0.9%
Haymarket Gainesville	6	9	2	8	7	7	3	4	6	9			61	49	24.5%
Manassas City	3	7	8	4	2	2	2	2	5	6			41	99	-58.6%
Montclair	1	1	1	3	2	1	0	2	1	0			12	20	-40.0%
Potomac	3	0	5	4	4	2	0	1	2	4			25	38	-34.2%
Dale City	0	1	4	1	1	0	0	0	1	4			12	9	-100.0%
Dumfries	0	1	2	2	0	0	0	0	0	0			5	11	-100.0%
Independent Hill	2	0	0	0	0	0	0	0	0	0			2	0	
Lake Ridge	0	0	0	1	0	0	0	0	1	1			3	5	-100.0%
Nokesville	0	1	3	0	1	0	0	1	1	2			9	3	-66.7%
Total:	28	38	49	43	28	26	17	31	35	43	0	0	338	392	-92.1%

													Total FY24 To Date	Total FY23 To Date	Percent of Diff
Group Visits	Jul-23	Aug-23	Sep-23	Oct-23	Nov-23	Dec-23	Jan-24	Feb-24	Mar-24	Apr-24	May-24	Jun-24			
Bull Run	6	1	0	2	4	0	4	4	1	1			23	6	283.3%
Central	0	0	0	1	0	1	1	1	1	0			5	5	0.0%
Chinn Park	2	0	2	3	5	2	2	2	4	1			23	18	27.8%
Haymarket Gainesville	1	0	1	1	1	1	2	1	2	1			11	7	57.1%
Manassas City	0	0	0	0	1	1	0	2	0	1			5	10	-50.0%
Montclair	0	0	0	0	1	0	1	0	0	0			2	3	-33.3%
Potomac	0	0	0	0	0	1	0	0	0	0			1	9	-88.9%
Dale City	0	0	0	0	0	0	0	0	0	0			0	0	
Dumfries	0	0	0	0	0	0	0	0	0	0			0	0	
Independent Hill	0	0	0	0	0	0	0	0	0	0			0	0	
Lake Ridge	0	0	0	0	0	0	0	0	0	0			0	0	
Nokesville	0	0	0	0	0	0	0	1	3	0			4	6	-83.3%
Total:	9	1	3	7	12	6	10	11	11	4	0	0	74	64	-82.8%
Outreach and Group Visits Total	37	39	52	50	40	32	27	42	46	47	0	0	412	456	-90.8%

Attendees to Outreach and Group Visits												C U M U L A T I V E			
Outreach Attendees												Total FY24 To Date	Total FY23 To Date	Percent of Difference	
	Jul-23	Aug-23	Sep-23	Oct-23	Nov-23	Dec-23	Jan-24	Feb-24	Mar-24	Apr-24	May-24				Jun-24
Bull Run	848	400	924	1,426	12	192	147	14	61	117			4,141	1,770	134.0%
Central	5	313	56	0	0	0	112	148	160	140			934	356	162.4%
Chinn Park	143	519	685	116	584	279	272	549	526	343			4,016	3,041	32.1%
Haymarket Gainesville	286	705	204	763	309	378	176	215	196	990			4,222	2,323	81.7%
Manassas City	543	1,022	987	249	37	33	133	36	2,113	254			5,407	4,806	12.5%
Montclair	51	9	83	181	55	174	0	60	50	0			663	1,000	-33.7%
Potomac	53	0	185	151	172	27	0	25	24	257			894	1,978	-54.8%
Dale City	0	239	265	35	25	0	0	0	31	220			815	454	79.5%
Dumfries	0	60	73	45	0	0	0	0	0	16			194	143	35.7%
Independent Hill	48	0	0	0	0	0	0	0	0	0			48	0	
Lake Ridge	0	0	0	165	0	0	0	0	38	38			241	403	-40.2%
Nokesville	0	65	194	0	290	0	0	22	26	111			708	178	297.8%
Totals:	1,977	3,332	3,656	3,131	1,484	1,083	840	1,069	3,225	2,486	0	0	22,283	16,452	35.4%

Group Visit Attendees												Total FY24 To Date	Total FY23 To Date	Percent of Difference	
	Jul-18	Aug-18	Sep-18	Oct-18	Nov-18	Dec-18	Jan-19	Feb-19	Mar-19	Apr-19	May-19				Jun-19
Bull Run	138	13	0	41	69	0	73	71	4	8			417	51	717.6%
Central	0	0	0	24	0	18	22	10	5	0			79	53	49.1%
Chinn Park	26	0	31	63	91	30	34	40	54	14			383	403	-5.0%
Haymarket Gainesville	8	0	55	70	19	17	42	8	195	15			429	96	346.9%
Manassas City	0	0	0	0	10	13	0	47	0	6			76	91	-16.5%
Montclair	0	0	0	0	15	0	36	0	0	0			51	76	-32.9%
Potomac	0	0	0	0	0	24	0	0	0	0			24	121	-80.2%
Dale City	0	0	0	0	0	0	0	0	0	0			0	0	
Dumfries	0	0	0	0	0	0	0	0	0	0			0	0	
Independent Hill	0	0	0	0	0	0	0	0	0	0			0	0	
Lake Ridge	0	0	0	0	0	0	0	0	0	0			0	0	
Nokesville	0	0	0	0	0	0	0	11	41	0			52	74	-29.7%
Totals:	172	13	86	198	204	102	207	187	299	43	0	0	1,511	965	56.6%
Outreach and Group Attendees Total	2,149	3,345	3,742	3,329	1,688	1,185	1,047	1,256	3,524	2,529	0	0	23,794	17,417	-92.8%

Community + Study Room Use: Non-Library (Library-sponsored meetings + events are not counted)													C U M U L A T I V E			
Number of Non-Library Uses:													Total FY24 To Date	Total FY23 To Date	Percent of Difference	
	Jul-23	Aug-23	Sep-23	Oct-23	Nov-23	Dec-23	Jan-24	Feb-24	Mar-24	Apr-24	May-24	Jun-24				
Bull Run: County	3	3	1	1	0	3	0	2	3	3				19	4	375.0%
Bull Run: Non-County	83	104	89	110	88	80	83	100	93	89				919	376	144.4%
Bull Run: Total	86	107	90	111	88	83	83	102	96	92	0	0	938	380	146.8%	
Central: County	1	0	4	3	2	3	2	2	8	4				29	18	61.1%
Central: Non-County	52	56	78	72	48	63	47	64	65	64				609	550	10.7%
Central: Total	53	56	82	75	50	66	49	66	73	68	0	0	638	568	12.3%	
Chinn Park: County	0	2	3	1	1	1	1	2	0	0				11	9	22.2%
Chinn Park: Non-County	116	98	93	131	4	76	95	108	135	79				935	1,269	-26.3%
Chinn Park: Total	116	100	96	132	5	77	96	110	135	79	0	0	946	1,278	-26.0%	
Haymarket Gainesville: County	0	0	0	0	0	0	0	0	0	0				0	383	-100.0%
Haymarket Gainesville: Non-County	154	185	177	64	167	174	207	46	237	239				1650	1,163	41.9%
HG: Total	154	185	177	64	167	174	207	46	237	239	0	0	1650	1,546	6.7%	
Manassas City: County	8	15	20	32	14	16	18	17	10	8				158	250	-36.8%
Manassas City: Non-County	39	51	43	55	48	37	34	41	32	34				414	374	10.7%
Manassas City: Total	47	66	63	87	62	53	52	58	42	42	0	0	572	624	-8.3%	
Montclair: County	2	0	0	2	0	1	3	8	2	3				21	3	600.0%
Montclair: Non-County	364	364	322	358	353	309	320	404	372	377				3543	3,270	8.3%
Montclair: Total	366	364	322	360	353	310	323	412	374	380	0	0	3564	3,273	8.9%	
Potomac: County	0	1	0	1	2	0	0	1	2	0				7	4	75.0%
Potomac: Non-County	7	6	1	3	6	4	6	3	5	3				44	39	12.8%
Potomac: Total	7	7	1	4	8	4	6	4	7	3	0	0	51	43	18.6%	
ASC: County	0	0	0	1	0	0	0	3	3	0				7	3	133.3%
ASC: Non-County	0	0	0	0	0	0	0	0	0	0				0	0	
ASC: Total	0	0	0	1	0	0	0	3	3	0	0	0	7	3	133.3%	
Dumfries: County	9	8	4	4	4	5	7	2	4	1				48	74	-35.1%
Dumfries: Non-County	56	56	50	62	43	48	49	90	82	71				607	447	35.8%
Dumfries: Total	65	64	54	66	47	53	56	92	86	72	0	0	655	521	25.7%	
Total County Uses:	23	29	32	45	23	29	31	37	32	19	0	0	300	748	-59.9%	
Total Non-County Uses:	871	920	853	855	757	791	841	856	1021	956	0	0	8,721	7,488	16.5%	
Total County + Non-County Use:	894	949	885	900	780	820	872	893	1053	975	0	0	9,021	8,236	9.5%	

Community + Study Room Use: Non-Library (Library-sponsored meetings + events are not counted)															
Number of Attendees for Non-Library Uses:													Total FY24 To Date	Total FY23 To Date	Percent of Difference
	Jul-23	Aug-23	Sep-23	Oct-23	Nov-23	Dec-23	Jan-24	Feb-24	Mar-24	Apr-24	May-24	Jun-24			
Bull Run: County	18	36	10	3	0	52	0	5	64	7			195	64	204.7%
Bull Run: Non-County	322	521	468	329	312	228	335	285	278	325			3,403	1,317	158.4%
Bull Run: Total	340	557	478	332	312	280	335	290	342	332	0	0	3,598	1,381	160.5%
Central: County	5	0	40	35	9	16	58	31	66	11			271	87	211.5%
Central: Non-County	125	179	223	237	183	192	184	236	226	218			2,003	1,868	7.2%
Central: Total	130	179	263	272	192	208	242	267	292	229	0	0	2,274	1,955	16.3%
Chinn Park: County	0	49	47	25	25	90	40	160	0	0			436	289	50.9%
Chinn Park: Non-County	158	394	212	306	100	118	156	219	435	255			2,353	2,617	-10.1%
Chinn Park: Total	158	443	259	331	125	208	196	379	435	255	0	0	2,789	2,906	-4.0%
Haymarket Gainesville: County	0	0	0	0	0	0	0	0	0	0			0	874	-100.0%
Haymarket Gainesville: Non-County	504	442	416	101	328	503	525	89	594	597			4,099	8,913	-54.0%
HG: Total	504	442	416	101	328	503	525	89	594	597	0	0	4,099	9,787	-58.1%
Manassas City: County	43	36	48	68	28	30	30	50	19	22			374	731	-48.8%
Manassas City: Non-County	85	144	90	110	89	61	56	88	65	65			853	850	0.4%
Manassas City: Total	128	180	138	178	117	91	86	138	84	87	0	0	1,227	1,581	-22.4%
Montclair: County	50	0	0	114	0	6	75	135	47	57			484	45	975.6%
Montclair: Non-County	868	865	795	943	944	892	822	1095	986	896			9,106	7,522	21.1%
Montclair: Total	918	865	795	1,057	944	898	897	1,230	1,033	953	0	0	9,590	7,567	26.7%
Potomac: County	0	8	0	5	815	0	0	16	274	0			1,118	1,078	3.7%
Potomac: Non-County	113	98	24	83	67	76	142	23	65	32			723	812	-11.0%
Potomac: Total	113	106	24	88	882	76	142	39	339	32	0	0	1,841	1,890	-2.6%
ASC: County	0	0	0	3	0	0	0	75	75	0			153	60	155.0%
ASC: Non-County	0	0	0	0	0	0	0	0	0	0			0	0	
ASC: Total	0	0	0	3	0	0	0	75	75	0	0	0	153	60	155.0%
Dumfries: County	12	14	6	7	8	8	13	6	8	1			83	112	-25.9%
Dumfries: Non-County	77	77	77	89	75	81	76	105	112	99			868	573	51.5%
Dumfries: Total	89	91	83	96	83	89	89	111	120	100	0	0	951	685	38.8%
Total County Attendees:	128	143	151	260	885	202	216	478	553	98	0	0	3,114	3,340	-6.8%
Total Non-County Attendees:	2,252	2,720	2,305	2,198	2,098	2,151	2,296	2,140	2,761	2,487	0	0	23,408	24,472	-4.3%
Total County + Non-County Use:	2,380	2,863	2,456	2,458	2,983	2,353	2,512	2,618	3,314	2,585	0	0	26,522	27,812	-4.6%

Computer Use													C U M U L A T I V E			Performance Measure Target
# Users Logged On (SAM Statistics)													Total FY24 To Date	Total FY23 To Date	Percent of Difference	
	Jul-23	Aug-23	Sep-23	Oct-23	Nov-23	Dec-23	Jan-24	Feb-24	Mar-24	Apr-24	May-24	Jun-24				
Bull Run	683	660	549	605	628	554	658	718	767	763			6,585	3,549	85.5%	
Central	401	419	353	442	339	305	343	423	446	449			3,920	3,993	-1.8%	
Chinn Park	776	754	816	805	676	678	647	809	855	841			7,657	6,408	19.5%	
Haymarket Gainesville	437	391	306	330	332	269	354	386	476	471			3,752	3,495	7.4%	
Manassas City	212	190	170	190	191	151	169	212	201	256			1,942	1,913	1.5%	
Montclair	486	456	326	432	380	387	438	492	520	556			4,473	3,482	28.5%	
Potomac	739	908	714	893	679	699	742	793	887	901			7,955	6,977	14.0%	
Dale City	204	235	154	237	216	210	230	255	202	184			2,127	1,550	37.2%	
Dumfries	237	285	231	288	234	230	231	245	241	261			2,483	2,420	2.6%	
Independent Hill	21	18	18	24	17	18	17	20	23	31			207	186	11.3%	
Lake Ridge	97	120	108	138	55	2	96	109	143	150			1,018	901	13.0%	
Nokesville	35	50	44	44	38	34	37	37	47	38			404	433	-6.7%	
Total	4,328	4,486	3,789	4,428	3,785	3,537	3,962	4,499	4,808	4,901	0	0	42,523	35,307	20.4%	

# User Sessions (SAM Statistics)													C U M U L A T I V E			Performance Measure Target
													Total FY24 To Date	Total FY23 To Date	Percent of Difference	
	Jul-23	Aug-23	Sep-23	Oct-23	Nov-23	Dec-23	Jan-24	Feb-24	Mar-24	Apr-24	May-24	Jun-24				
Bull Run	1,555	1,543	1,330	1,390	1,058	920	1,070	1,177	1,278	1,346			12,667	8,084	56.7%	
Central	953	1,005	871	835	572	515	623	755	762	792			7,683	9,556	-19.6%	
Chinn Park	1,986	1,898	1,649	1,638	1,252	1,256	1,250	1,586	1,626	1,547			15,688	16,104	-2.6%	
Haymarket Gainesville	863	705	583	585	540	413	535	667	759	698			6,348	6,455	-1.7%	
Manassas City	401	365	328	342	362	296	273	354	375	409			3,505	3,860	-9.2%	
Montclair	976	911	576	712	645	579	688	807	831	800			7,525	7,454	1.0%	
Potomac	1,896	2,155	1,812	1,740	1,363	1,339	1,411	1,510	1,573	1,596			16,395	17,300	-5.2%	
Dale City	395	505	315	524	350	349	368	381	351	288			3,826	3,234	18.3%	
Dumfries	438	531	397	441	322	332	333	363	368	435			3,960	4,518	-12.4%	
Independent Hill	38	45	33	41	20	25	26	25	32	38			323	361	-10.5%	
Lake Ridge	226	257	249	215	67	3	151	185	186	245			1,784	2,050	-13.0%	
Nokesville	99	104	67	61	61	59	51	54	78	57			691	733	-5.7%	
Total	9,826	10,024	8,210	8,524	6,612	6,086	6,779	7,864	8,219	8,251	0	0	80,395	79,709	0.9%	

WiFi Use													C U M U L A T I V E		
Users: (Source: DoIT)													Total FY24 To Date	Total FY23 To Date	% of Difference
	Jul-23	Aug-23	Sep-23	Oct-23	Nov-23	Dec-23	Jan-24	Feb-24	Mar-24	Apr-24	May-24	Jun-24			
Bull Run	928	1,049	893	1,017	911	787	901	938	1,047	0			8471	8,478	0%
Central	442	436	448	552	421	511	583	554	604	0			4551	6,540	-30%
Chinn Park	850	911	934	1,060	947	747	889	1,044	1,008	0			8390	19,147	-56%
Haymarket Gainesville	623	825	912	1,061	847	839	926	1,037	1,106	0			8176	7,965	3%
Manassas City	331	355	348	366	298	316	252	240	275	0			2781	2,293	21%
Montclair	787	942	1,111	1,265	1,079	941	1,187	1,307	1,116	205			9940	11,987	-17%
Potomac	558	655	571	709	559	514	561	559	630	0			5316	6,778	-22%
Dale City	209	336	294	307	279	269	350	337	334	0			2715	3,007	-10%
Dumfries	78	93	74	95	104	92	100	123	137	0			896	1,406	-36%
Independent Hill	39	27	42	42	25	21	32	87	157	0			472	754	-37%
Lake Ridge	52	74	81	83	80	38	65	83	65	0			621	924	-33%
Nokesville	45	53	52	50	40	39	52	89	131	0			551	554	-1%
Total WiFi Users:	4,942	5,756	5,760	6,607	5,590	5,114	5,898	6,398	6,610	205	0	0	52,880	69,833	-24%

Dwell Time (Average in Minutes): (Source: DoIT)													C U M U L A T I V E		
													Total FY24 To Date	Total FY23 To Date	% of Difference
	Jul-23	Aug-23	Sep-23	Oct-23	Nov-23	Dec-23	Jan-24	Feb-24	Mar-24	Apr-24	May-24	Jun-24			
Bull Run	19.00	17.00	18.00	18.00	19.00	21.00	17.00	17.00	19.00	0.00			165.00	20.60	701%
Central	21.00	19.00	17.00	18.00	17.00	17.00	12.00	14.00	15.00	0.00			150.00	25.60	486%
Chinn Park	19.00	21.00	19.00	18.00	20.00	19.00	16.00	20.00	19.00	0.00			171.00	32.10	433%
Haymarket Gainesville	30.00	27.00	30.00	29.00	29.00	32.00	28.00	29.00	32.00	0.00			266.00	43.00	519%
Manassas City	44.00	23.00	32.00	34.00	31.00	35.00	32.00	38.00	38.00	0.00			307.00	53.50	474%
Montclair	19.00	20.00	18.00	17.00	19.00	19.00	19.00	18.00	18.00	17.00			184.00	54.90	235%
Potomac	22.00	23.00	19.00	18.00	19.00	23.00	17.00	17.00	17.00	0.00			175.00	32.30	442%
Dale City	10.00	9.00	9.00	9.00	9.00	8.00	9.00	8.00	9.00	0.00			80.00	10.00	700%
Dumfries	18.00	13.00	14.00	12.00	14.00	17.00	16.00	14.00	17.00	0.00			135.00	17.00	694%
Independent Hill	10.00	15.00	14.00	14.00	12.00	18.00	9.00	60.00	73.00	0.00			225.00	22.00	923%
Lake Ridge	14.00	10.00	12.00	11.00	9.00	11.00	10.00	8.00	9.00	0.00			94.00	37.00	154%
Nokesville	32.00	20.00	26.00	28.00	30.00	22.00	27.00	66.00	82.00	0.00			333.00	31.00	974%
Average Dwell Time:	258.00	217.00	228.00	226.00	228.00	242.00	212.00	309.00	348.00	17.00	0.00	0.00	190.42	31.58	503%

													C U M U L A T I V E		
													Total FY24 To Date	Total FY23 To Date	% of Diff
Training Office (Source: HR Training Manager)															
	Jul-23	Aug-23	Sep-23	Oct-23	Nov-23	Dec-23	Jan-24	Feb-24	Mar-24	Apr-24	May-24	Jun-24			
Total number of Training Events	99	114	124	125	31	92	79	84	70	96			914	1,014	-10%
Total number of Staff	263	263	263	263	263	263	263	263	263	263	263	263			
Total number of Staff Attended	82	102	114	136	58	70	71	84	71	107			895	1,352	-34%
% of Staff Attending Training Events	31%	39%	43%	52%	22%	27%	27%	32%	27%	41%	0%	0%			

													C U M U L A T I V E			Perf Measure Target FY24
													Total FY24 To Date	Total FY23 To Date	% of Diff	
Financial Services (Source: FS Administrator)																
Jul-23	Aug-23	Sep-23	Oct-23	Nov-23	Dec-23	Jan-24	Feb-24	Mar-24	Apr-24	May-24	Jun-24	Total FY24 To Date	Total FY23 To Date	% of Diff	Perf Measure Target FY24	
Financial Status Updates	989	1,130	945	1,168	1,175	1,110	1,088	1,240	1,318	1,362		11,525	13,098	-12.0%	14,000	
% of performance measure target													82.32%			

													Total FY24 To Date	Total FY23 To Date	% of Diff	Perf Meas Target FY24
Library Facilities Maintenance (Source: Library Facilities Manager)																
Jul-23	Aug-23	Sep-23	Oct-23	Nov-23	Dec-23	Jan-24	Feb-24	Mar-24	Apr-24	May-24	Jun-24	Total FY24 To Date	Total FY23 To Date	% of Diff	Perf Meas Target FY24	
Work Orders forwarded to B&G	13	34	25	45	25	15	28	16	36	34		271	387	-30%		
In-House Work Orders Completed	18	33	22	24	32	28	45	48	47	48		345	382	-10%		
Total	31	67	47	69	57	43	73	64	83	82	0	616	769	-20%	646	
% of performance measure target													95.36%			

													Total FY24 To Date	Total FY23 To Date	% of Diff	Perf Meas Target FY24
Office of Communications and Marketing (Source: OCM Manager)																
Jul-23	Aug-23	Sep-23	Oct-23	Nov-23	Dec-23	Jan-24	Feb-24	Mar-24	Apr-24	May-24	Jun-24	Total FY24 To Date	Total FY23 To Date	% of Diff	Perf Meas Target FY24	
Web requests + print pieces produced	707	1,355	1,165	1,195	1,601	1,141	1,582	1,955	1,684	1,914		14,299	7,921	80.5%	7,500	
% of performance measure target													190.65%			

													Total FY24 To Date	Total FY23 To Date	% of Diff	Perf Meas Target FY24
Office of Programming and Events (Source: OPE Manager)																
Jul-23	Aug-23	Sep-23	Oct-23	Nov-23	Dec-23	Jan-24	Feb-24	Mar-24	Apr-24	May-24	Jun-24	Total FY24 To Date	Total FY23 To Date	% of Diff	Perf Meas Target FY24	
System-Wide Program Events Coordinated	41	28	31	36	31	28	30	28	18	39		310	215	44.2%		
Attendees at System-Wide Program Events	3,690	1,820	16,042	3,493	1,100	2,557	962	1,352	1,396	1,334		33,746	9,651	249.7%		
Reading Program Participants	2,777	486	127	8,067	26	1,122	657	117	292	122		13,793	0			

													Total FY24 To Date	Total FY23 To Date	% of Diff	Perf Meas Target FY24
Community Outreach Services (Source: COS Manager)																
Jul-23	Aug-23	Sep-23	Oct-23	Nov-23	Dec-23	Jan-24	Feb-24	Mar-24	Apr-24	May-24	Jun-24	Total FY24 To Date	Total FY23 To Date	% of Diff	Perf Meas Target FY24	
Outreach Events and Bookmobile Stops Coordinated	22	17	19	24	22	16	20	19	19	23		201	93	116.1%		
People Reached at Outreach Events and Bookmobile Stops	496	860	936	1,484	775	337	702	584	632	1,614		8,420	1,824	361.6%		
People Who Signed Up for a Library Card at an Outreach Event or Bookmobile Stop	63	117	148	156	147	49	66	64	85	201		1,096	0			
Requests for Supplemental Outreach Materials	0	1	2	1	1	0	0	0	0	5		10	21	-52.4%		

Mail Room Transactions (Source: Monthly report from Mailroom)													C U M U L A T I V E			Perf Measure Target FY24
													Total FY24 To Date	Total FY23 To Date	Percent of Difference	
	Jul-23	Aug-23	Sep-23	Oct-23	Nov-23	Dec-23	Jan-24	Feb-24	Mar-24	Apr-24	May-24	Jun-24				
Boxes/Bins, etc. of Materials Delivered	5,514	6,185	3,565	4,120	5,605	4,634	5,257	5,249	5,198	5,591			50,918	41,519	22.6%	55,000
% of performance measure target													92.58%			

Materials Services Transactions (Source: Polaris Monthly Statistics Report)													C U M U L A T I V E			Perf Measure Target FY24
													Total FY24 To Date	Total FY23 To Date	Percent of Difference	
	Jul-23	Aug-23	Sep-23	Oct-23	Nov-23	Dec-23	Jan-24	Feb-24	Mar-24	Apr-24	May-24	Jun-24				
Items Added	13,851	11,981	10,543	8,621	8,772	6,436	11,641	9,720	9,402	9,440			100,407	73,595	36.4%	
Items Deleted	5,796	5,902	4,549	6,177	6,812	6,285	7,593	6,646	7,096	7,285			64,141	58,899	8.9%	
Bibs Added	3,883	4,035	4,033	3,650	9,583	2,563	3,723	4,268	3,795	3,645			43,178	38,840	11.2%	
Bibs Deleted	3,916	4,935	2,070	4,069	11,487	4,141	5,712	5,282	5,326	3,918			50,856	50,197	1.3%	
Total Transactions	27,446	26,853	21,195	22,517	36,654	19,425	28,669	25,916	25,619	24,288	0	0	258,582	221,531	16.7%	95,000
% of performance measure target													105.69%			

Technology Services (Source: Monthly report from Technology Services)													C U M U L A T I V E			Perf Measure Target FY24
													Total FY24 To Date	Total FY23 To Date	Percent of Difference	
	Jul-23	Aug-23	Sep-23	Oct-23	Nov-23	Dec-23	Jan-24	Feb-24	Mar-24	Apr-24	May-24	Jun-24				
Total Support Requests assigned to LNSS	3,097	5,270	3,721	3,261	2,829	3,961	2,456	6,876	4,730	2,592			38,793	42,750	-9.3%	42,000
% of performance measure target													92.36%			

Library Collection Size Annual Totals (Source: Polaris Fiscal Year Turnover Rate Report as of June 30, 2023)					
Systemwide Totals by Collection		Cumulative			
	June 2023	Total June 2023	Total June 2022	Percent of Difference	
Physical Books	418,821	418,821	449,903	-6.9%	
E-Books-Electronic Products	1,728,134	1,728,134	1,499,260	15.3%	
Physical Serials	22,909	22,909	24,079	-4.9%	
Physical Audio-Visual Materials	39,446	39,446	37,536	5.1%	
Other	2,887	2,887	2,304	25.3%	
Microforms	73	73	73	0.0%	
Grand Total / All Library Materials	2,212,270				

Library Branch Totals - All Formats (Number of Items in Polaris)					
		Cumulative			
	June 2023	Total June 2023	Total June 2022	Percent of Difference	
Bull Run	84,477	84,477	78,435	7.7%	
Central	62,557	62,557	65,693	-4.8%	
Chinn Park	75,100	75,100	77,433	-3.0%	
Haymarket Gainesville	69,782	69,782	68,837	1.4%	
Manassas City	22,997	22,997	22,049	4.3%	
Montclair	44,234	44,234	46,340	-4.5%	
Potomac	61,677	61,677	65,591	-6.0%	
Total	420,824	420,824	424,378	-0.8%	
Dale City	14,500	14,500	14,938	-2.9%	
Dumfries	13,890	13,890	13,285	4.6%	
Independent Hill	9,985	9,985	11,450	-12.8%	
Lake Ridge	12,605	12,605	13,381	-5.8%	
Nokesville	11,009	11,009	11,249	-2.1%	
Total	61,989	61,989	64,303	-3.6%	
Community Outreach Services	379	379	0	0.0%	
Non-branch Collections: ASC	1,828	1,828	2,205	-17.1%	
Web	275,216	275,216	244,572	12.5%	
Total	277,423	277,423	246,777	12.4%	
Grand Total	760,236	760,236	735,458	3.4%	
Grand Total	14,269	14,269	13,285	7.4%	

FY2024 Report Notes for Individual Sheets in Prince William Public Libraries Monthly Report

Circulation Central Library closes at 2:00 p.m. due to a power outage - July 6, 2022

Haymarket Gainesville Library will close at 2pm every day July 19 through July 23 due to ongoing air conditioning issues.

Manassas City Library closed at 4pm due to inclement weather - Monday, August 7, 2023

Nokesville Library closed at 4pm due to inclement weather - Monday, August 7, 2023

Central, Chinn Park, Dale City, Dumfries, Independent Hill, Lake Ridge and Potomac Libraries all closing at 5pm due to inclement weather - Monday, August 7, 2023

Haymarket Gainesville Library closed due to power outage - Saturday, September 9, 2023

Montclair Library closed at 12pm due to construction blocking the building entrance - September 15, 2023

All library branches closed at 5:00pm due to inclement weather - January 16, 2024

Due to inclement weather, these branches were closed: Central, Haymarket Gainesville, Independent Hill, Lake Ridge, Manassas City, Nokesville, Potomac - January 19, 2024

Lake Ridge Library closed at 4:20 p.m. due to a power outage - March 21, 2024

Information Requests (Full Service Libraries) ▪ _Directional/Servicing Technology and Informational/Point of Use Instruction statistics combined into one report:

Computer Use Statistics ▪ December 2009: SAM Flextime implemented (extension of patron's time no longer counts as a separate session).
Library Events and Activities ▪ February 1, 2011: \$2.00 Internet visitor card charge in effect for users without library cards.

Financial Services ▪ New financial + budget system, Mobius Financials replaces Ascend: July 1, 2021

OCM New web site launched: May 2021

December 2016: Pinterest site changed + boards dropped which resulted in a negative number of patrons.

Beginning in January 2018, Library Web Site Page Views + Session are only reported by the County to OCE on a Quarterly basis.

OCE (Office of Community Engagement) renamed OCM (Office of Communications and Marketing) - January 1, 2022

OPE Office of Programming and Outreach renamed OPE (Office of Programming and Events) - July 1, 2022

COS Community Outreach Services division established July 1, 2022

Magisterial Districts ▪ Brentsville: Nokesville
 ▪ Coles: Central, Independent Hill
 ▪ Gainesville: Bull Run, Haymarket Gainesville
 ▪ Neabsco: Dale City
 ▪ Occoquan: Chinn Park, Lake Ridge
 ▪ Potomac: Dumfries, Montclair
 ▪ Woodbridge: Potomac
 ▪ City of Manassas: Manassas City



 Download our new app: search "Prince William Public Library" in the App ...



Committing to a Greener Future: Sustainable Actions at Prince William Public Libraries

Monday, 22 Apr 2024 Prince William Public Libraries



Written by the Sustainability Work Group

From transforming unwanted plastic bags into new benches to installing water bottle filling stations so less plastic is used, Prince William Public Libraries is actively taking steps to go green. In a recent episode of "Important Library Stuff," host Emily Bickers welcomes Robin Sofge, Potomac Library Branch Manager, and Brandon Polizzi, Maintenance and Operations Supervisor, to discuss PWPL's efforts. In addition, PWPL has established a Sustainability Work Group to enhance its commitment to sustainability, providing opportunities for staff and the community to collaborate to make positive change.



Since 2022, library visitors have donated plastic bags as part of Trex's NexTrex "Recycle Beyond the Bag" initiative. Six libraries in Prince William County have containers for visitors to drop off plastic bags, and once enough bags are collected, Trex creates benches made from 100% recycled materials. Thanks to the community's donations, PWPL has three benches to enjoy in our outdoor spaces and a fourth on the way. Since the beginning of the program, more than 2,200 pounds of plastic bags have been collected.

Installing water bottle refill stations at all library buildings has also reduced the amount of plastic in landfills. Every time a library visitor uses the water bottle refill station, it records how many plastic bottles have been saved. As of December 1, 2023, more than 189,043 plastic water bottles have not gone into area landfills thanks to people using the refilling stations.

PWPL also collaborates with the Prince William County Public Schools on a printer ink cartridge recycling collection program. Since October 2022, more than 211 ink cartridges have been donated.

Simple yet substantial changes can also have a positive impact on sustainability and the environment. In recent years, PWPL has been switching to LED lights, which use less energy and last longer. The switch has saved PWPL more than \$86,000 and a cumulative 877,414 kilowatt-hours. PWPL has also begun using "smarter chemical" cleaning supplies to eliminate hazardous chemical use at our libraries. These supplies are safer for our staff and visitors and have a lower environmental impact, reducing the amount of harmful substances released into the environment.

PWPL offers various environmental programs throughout the year for all ages to raise awareness of the environment and sustainability. PWPL provides additional resources and information with focusing on sustainability and environment-related STEAM activities. PWPL's six pollinator gardens offer opportunities for nature to thrive and the public to enjoy. Central Green, an outdoor space at Central Library, has various features for environmental education. Learn more about being more sustainable by checking out books at the library, visiting PWPL's Digital Library online, or participating in a program. Get started at pwcva.gov/library.

[Click here to view how "PWPL Has Gone Green!" on YouTube.](#)

ALL NEWS

LATEST PRESS RELEASES

May 07, 2024

Local Students Awarded at Circuit Court Clerk's 4th Annual Law Day Art Contest Ceremony →

May 06, 2024

BOCS Public Notice - Office of Community Safety: Open House →

May 06, 2024



What's hot at Prince William libraries: April 2024

by Kim Johnson Contributing Writer Apr 29, 2024 Updated Apr 29, 2024 0

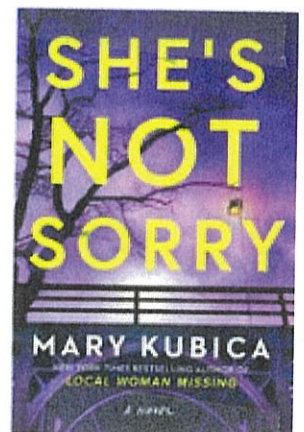



Spring is here, and along with it new leaves, flowers and growing lawns, bushes and shrubs. Your local library is also "blooming" with all sorts of brand-new books. Here's a sampling of what's coming to the shelves at your local branch.

Bestselling author Heather Graham never disappoints her fans, who are sure to enjoy her latest novel, **"The Reaper Follows."** When body parts of multiple victims begin showing up in the Florida Everglades, FBI inspectors recognize that they are dealing with an extraordinary serial killer. Partners in law enforcement and their romantic life, Amy Larson and Hunter Forrest are pushed to their limits to try and find the morbidly prolific killer.

Philippa Gregory is another bestselling fiction writer with a new book coming out. While she's best known as a writer of historical fiction, with **"Normal Women,"** she turns to straight history. This latest book is a survey of 900 years of British history, focusing entirely on women. Gregory's long-established research skills and well-honed narrative gifts bring this book alive.

Prolific thriller writer Christopher Reich has a new book, which inaugurates a new series, **"Matterhorn."** Not surprisingly, the titular mountain is the setting for much of the action in this story about a former CIA agent living in secrecy after being framed for treason. After his son's death — a son who had followed him into the agency — former agent Robbie Steinhardt takes it upon himself to investigate the mysterious circumstances and discovers a terrorist plot in the works.

Mary Kubica — author of "The Good Girl" and other thrillers — is back with her latest, **"She's Not Sorry."** An ICU nurse investigates a patient's injuries, only to discover there might be a very sinister reason for them — a reason that puts her and her daughter at risk.




If you enjoy speculative fiction — stories built around an "unrealistic" premise that builds a world around it — then you might enjoy "**The Husbands**" by Holly Gramazio.

In this funny and thought-provoking exploration of what it means to "choose a path in life," the main character, Lauren — a single, unmarried woman who lives alone — comes home to find a husband who knows her name, knows her and who is standing with her in pictures throughout the house. Before she can get to the bottom of the mystery, the "husband" goes upstairs, where he disappears — and is replaced by another husband.

These are just a few of the books your friends and colleagues will be talking about in the next several weeks. Get ready for your next book club or informal discussion by stopping by your local library to pick up your next fun read. Visit pwcva.gov/library to place a hold on these books and browse other new titles.

Kirk Johnson is a manager in Prince William Public Libraries' materials services division.



Politics & Government

Congressional Primaries 2024: Early Voting To Begin In Prince William County

Voting will get underway to choose candidates in dual primaries 10th congressional district, as well as a Republican Senate candidate.

 Emily Leayman, Patch Staff 

Posted Tue, Apr 30, 2024 at 11:59 am ET



Early voting begins May 3 for Prince William County's congressional primary elections. (Patch Media)

PRINCE WILLIAM COUNTY, VA — While Prince William County had local and state elections last year, 2024 brings congressional elections aside from November's presidential election. Early voting for the

ADVERTISEMENT

The [Republican and Democratic ballots](#) include a primary to choose candidates for the 7th and 10th congressional districts. Rep. Abigail Spanberger (D-Woodbridge) is not running for re-election in the 7th congressional district but is running a campaign for Virginia governor in 2025. In the 10th congressional district, Current Rep. Jennifer Wexton (D-Leesburg) is not seeking re-election after receiving a progressive supra-nuclear palsy diagnosis.

Because Virginia voters are not registered by party, they may cast a ballot in either the Democratic or Republican primary.

Find out what's happening in Woodbridgewith free, real-time updates from Patch.

Your email address

Subscribe

The 7th congressional district Republican primary candidates are [Jon Myers](#), [Derrick Anderson](#), [Cameron Hamilton](#), [John Prabhudoss](#), [Maria Martin](#) and [Terris Todd](#).

Democratic candidates include [Eugene Vindman](#), [Briana Sewell](#), [Elizabeth Guzman](#), [Carl Bedell](#), [Cliff Heinzer](#), [Margaret Franklin](#) and [Andrea Bailey](#).

ADVERTISEMENT

Candidates in the Republican primary for the 10th congressional district are [Mike Clancy](#), [Alex Isaac](#), [Aliscia Andrews](#) and [Manga Anantatmula](#).

ADVERTISEMENT

Democratic primary candidates include [Eileen Filler-Corn](#), [Sahas Subramanyam](#), [Atif Qarni](#), [Dan Helmer](#), [Marion Devoe](#), [Krystle Kaul](#), [Jennifer Boysko](#), [Adrian Pokharel](#), [Michelle Maldonado](#), [Mark Leighton](#), [David Reid](#) and [Travis Nembhard](#).

ADVERTISEMENT

There is also a Republican primary for U.S. Senate to determine a candidate who will challenge Sen. Tim Kaine in November. Candidates include [Hung Cao](#), [Eddie Garcia](#), [Jonathan Emord](#), [Chuck Smith](#) and [Scott Parkinson](#).

If you're not sure which congressional district you are in, see [Prince William County's lists of precincts](#) in each district or check your district in the [Virginia Department of Elections citizens portal](#).

How to Vote Early and on Election Day

[In-person early voting](#) begins Friday, May 3 and continues through Saturday, June 15. An [acceptable form of ID](#) is required to vote in person.

Locations include the Office of Elections (9250 Lee Ave, Suite 1, Manassas, 20110), A.J. Ferlazzo Building (15941 Donald Curtis Dr, Woodbridge, 22191) and Haymarket Gainesville Library (14870 Lightner Rd, Haymarket, 20169). Hours are 8:30 a.m. to 4:30 p.m. on weekdays as well as 8:30 a.m. to 5 p.m. on Sunday, June 2, Saturday, June 8 and Saturday, June 15.

[Mail-in ballots](#) will also start to be sent on May 3 to voters who requested one. Registered voters may request a mail-in ballot by 5 p.m. on Friday, June 7 through the [Virginia Department of Elections citizens portal](#). Another option is to return a [completed application](#) by mail, email, fax or in person to the Prince William County Office of Elections (9250 Lee Ave Suite 1, Manassas, VA 20110, phone 703-792-6470, email pwcvotes@pwcgov.org and fax 703-792-6461).

Voters should follow the mail-in ballot instructions to return completed ballots. There is a choice to return by mail or drop boxes at any polling place or early voting site during voting hours. Mail-in ballots should be returned by 7 p.m. on June 18 or postmarked by June 18 and received by noon on June 21.

ADVERTISEMENT

The deadline for [voter registration](#) or updating your address is May 28. The easiest way to register to vote or check your registration status is visiting the [Virginia Department of Elections citizens portal](#). Voters can also [fill out an application](#) and return it by mail or in person at the Prince William County Office of Elections (9250 Lee Ave Suite 1, Manassas, VA 20110). After the voter registration deadline, same-day registration is available to let voters cast a provisional ballot.

Voters who will be 18 by the next general election on Nov. 5, 2024 can register to vote in the primary.

If you're voting on Election Day, visit your assigned polling place during voting hours from 6 a.m. to 7 p.m. Check your polling place using the [Virginia Department of Elections citizens portal](#) and [see a map of Prince William County precincts](#). An [acceptable form of ID](#) is required to vote in person.

After polls close at 7 p.m. on June 18, preliminary election results will be tallied on the [Virginia Department of Elections website](#).

For more information on voting, visit www.pwcvotes.org.

ADVERTISEMENT

Get more local news delivered straight to your inbox. [Sign up for free Patch newsletters and alerts.](#)

Related: Virginia Elections 2024

♡ Thank ↗ Share



We've removed the ability to reply as we work to make improvements. [Learn more here](#)

Around The Web

REVCONTENT



New! Share on Nextdoor

4 Meats Linked to Memory Loss (Avoid)

Primal Health

One That Will Never Stop Getting Compliments From Neighbors and Visitors

Outfany

Gutter Guards for One-story House: How Much Would It Cost?

LeafFilter partner

ADVERTISEMENT

prince william *living*

The premier lifestyle magazine of Prince William and Greater Manassas

May 2024

Family Summer Travel

PAGE 4

You Can Save More for
Retirement in 2024

PAGE 16

Castaways Theatre

PAGE 20

princewilliamliving.com



subscribe today!



BREWING GOOD BEER
for **GOOD**
people




LIVE MUSIC EVERY WEEK.
PRIVATE EVENTS AND MORE.

LEARN MORE AT
SINISTRALBREWINGCOMPANY.COM

WEDDINGS • EVENTS • MUSIC

SWEENEY BARN
BUILT 1939

sweeneybarn.com
(703) 282-3033



Amends Wise Photography

A modern venue where rustic charm meets elegant sophistication in historic Manassas, Virginia.

**HELP US
SAVE
LIVES**

Become A
**PACK
LEADER**
MONTHLY GIVING CAMPAIGN

Service Dogs for Veterans



DONATE.SEMPERK9.ORG/PAACKLEADER

We All Might Be
Witches

Everyone Has White Magic Inside

100% of proceeds benefit programs serving youth with autism or cognitive and emotional disabilities.

www.WeAllMightBeWitches.com

Micropoems by Katherine Mercurio Gotthardt



ATTENTION WEDDING PROFESSIONALS:

We are here for you!

Women's Wedding Network is the premier network for wedding industry business owners and professionals in the D.C. metro area, where you'll leave well-fed, well-connected and well-energized!

Join us on the second Wednesday of every month. Visit womensweddingnetwork.com for complete details.




WOMEN'S
WEDDING
NETWORK




**1,000 Books
Before Kindergarten**

Sign up today at any Prince William Public Library, online at pwcva.gov/library, or on the Beanstack Tracker app.

Infants-Preschoolers



 **PRINCE WILLIAM**
Public Libraries

This program is generously funded by the Prince William Library Foundation.

dancing, shopping, and barbecue. Your admission buys you a sampling glass so you can enjoy an all-you-care-to-taste sampling of beer and bourbon.

Veterans Lunch Bunch at Potomac Place

Tues. May 14 | 11 a.m. to 1 p.m.

Potomac Place

2133 Montgomery Avenue, Woodbridge

All local veterans are invited to the veterans' lunch bunch on the second Tuesday of each month. RSVP: Virginia Hendrix, 703-494-3817.

Woodbridge Parkinson's Friends Group

Wed. May 15 | 11 a.m. to 1 p.m.

Potomac Place

2133 Montgomery Avenue, Woodbridge

This group is for individuals and families living with Parkinson's to connect with others on the same journey. It is a safe place to share experiences and ask questions. RSVP: Sonia.gow@inova.org.

Genealogy with Gregg

Wed. May 15 | 1 to 2 p.m.

Bull Run Library – Group Study Room B
8051 Ashton Avenue, Manassas

Uncover your history every month with a new topic to help you with your genealogical research.

Walking Tours of Historic Prince William Towns: Dumfries

Fri. May 17 | 7 to 8:30 p.m.

Dumfries Elementary School
3900 Cameron Street, Dumfries

Join local historians once a month this summer for a special walking tour of historic towns in Prince William County. For May, visit two of historic Dumfries' cemeteries: Dumfries Public Cemetery and Dumfries Slave and African American Cemetery, and learn about county history through the stories of the people buried there.

Nokesville Day Parade

Sat. May 18 | 8 a.m.

Fitzwater Drive, Nokesville

An annual tradition in Nokesville.

Presented by Brentsville Baseball League.

Annual Chalk Festival

Sat. May 18 | 10 a.m. to 12 p.m.

Blooms Park

9701 Manassas Drive, Manassas Park

Kids to Park Day is here! Let the blank pavement be your canvas and create works of art using only chalk. The park will transform into a community art gallery as families design memorable pieces while enjoying the fresh air.

International Festival

Sat. May 18 | 10 a.m. to 2 p.m.

Potomac Library

2201 Opitz Blvd., Woodbridge

The International Festival will have food, animals, and live entertainment! Light refreshments will be served while supplies last. The program includes Japanese bookmark craft and international games, multicultural story time, Ghana's Adwoa cultural dance, New Zealand poi craft program, and pet alpacas.

2024 ORMA Blessing of the Fleet

Sat. May 18 | 12 to 2 p.m.

Belmont Bay Harbor Marina (Fuel Dock)
652 Harbor Side Street, Woodbridge

The Blessing of the Fleet is a centuries-old tradition where receiving a blessing from the local clergy was meant to ensure a safe and bountiful season. This free event is being held on the Occoquan River to honor this tradition.

Your PWPL Digital Library

Audiobooks, e-books, music, movies, and more: all available on your devices, all free with your PWPL library card.

PRINCE WILLIAM Public Libraries
pwcva.gov/digitallibrary

LAREXPO: Latin American Artisans & Entrepreneurs Expo

Sun. May 19 | 11 a.m. to 6 p.m.

Harris Pavilion

9201 Center Street, Manassas

This multicultural event celebrates Latin American culture and traditions through art, food, folklore dances, Zumba, live music, artisans, and exhibitors showcasing the wealth of each participating country! A fun, free, family-friendly celebration for all ages.

2024 Valor Awards

Tues. May 21 | 2 to 4:30 p.m.

Hylton Performing Arts Center
10960 George Mason Circle, Manassas

The Prince William Chamber of Commerce annually recognizes police, fire, and rescue workers at the Valor awards ceremony for their courageous, often lifesaving actions. Recipients are nominated by their respective chiefs and selected by a committee of their peers as well as members of the business community. During the ceremony, their stories of valor are read before a live audience consisting of their departments, their families, and neighbors while they receive a plaque recognizing them for their heroic, often life-saving actions.

All events listed on Prince William Living's online and print calendars are subject to change. Check with the venue to verify dates, times and locations.

We Create & Foster Enduring Image!

McCall
STUDIO GALLERY

Divisions of
DMVISUAL
Historic
Downtown
Manassas
SWOB

571.379.7598

Vision
Brand ID
Multimedia
Long-term
dmvisualstudio.com

Shop Art
Tour Art
Events
dmvisualgallery.com

Celebrating 30 yrs!
Visual Communications

Have an event? Visit princewilliamliving.com/events to submit details for our online calendar.



Download our new app: search "Prince William Public Library" in the App ...



Prince William Public Libraries' Book Clubs are About More Than Just Books

Tuesday, 07 May 2024

Prince William Public Libraries



Prince William Public Libraries isn't just about borrowing books; it's also a place to bring people together for community engagement in inviting spaces thanks in part to its diverse offerings of book clubs. In a recent episode of "Important Library Stuff," host Emily Bickers was joined by Jeanine Hines from Haymarket Gainesville Library and Sunny Carito from Nokesville Library to discuss book clubs at the libraries and in the greater Prince William community.



Prince William Public Libraries' book clubs are more accessible and inclusive by offering many ways to participate. Whether meeting virtually or in person at libraries, local breweries, or coffee shops, newcomers are always welcomed by familiar faces. Sunny and Jeanine shared that their "Books on Tap" book clubs are laid-back, where attendees are good to only bring their enthusiasm for reading—no need to prep (or even read the book!). But a little extra homework ahead of time is just fine, too.

Jeanine and Sunny also shared tips for keeping discussions engaging, including lightning rounds and supplementary materials like articles or author interviews. Sunny's innovative approach of pairing books with beers or recipes adds to the experience, sparking conversations beyond the pages.

But it's not just about the books; Prince William Public Libraries' book clubs foster genuine connections and a sense of belonging. Many friendships and community bonds have started through the book clubs, and attendees often feel more exploring other events together, from trivia nights to crafting workshops.

For those inspired to start their own book clubs, Prince William Public Libraries offers valuable resources like Book Club to Go kits, BookBrowse and NoveList for genre recommendations, and access to digital resources like hoopla, allowing everyone in the book club to digitally check out the title at the same time. In addition, Prince William Public Libraries goes beyond the traditional "book" club with discussion groups about other topics like podcasts and movies.

So, if you've always wondered if a new or different book club may be your next hobby, let this be your subtle encouragement to try one of Prince William Public Libraries' book clubs!

ALL NEWS

LATEST PRESS RELEASES

May 08, 2024

Six Tips to Help Kids Train for Their Triathlon →

May 08, 2024

The Pros and Cons of Using Technology to Stay Fit →

May 08, 2024

Recipe for Health: Salsa Verde Chicken →

May 08, 2024

It's Not Too Late to Start on a Summer Body →

May 08, 2024

Magnesium - It's Time for This Multi-tasking Mineral to Get Some Appreciation! →

