
	<b>BUILDING DEVELOPMENT POLICIES AND PROCEDURES ADMINISTRATIVE/GENERAL</b>	<b>Effective Date:</b> <b>April 07, 2011</b>
		<b>Supersedes Policy Dated:</b> <b>October 15, 2009</b>
	<b>1.14.5 Special Inspections - Field Revisions</b>	<b>Issued by:</b>  <b>Eric M. Mays, P.E.</b> <b>Building Official</b>

This establishes the process for the review and approval of Special Inspections field revisions. The goals of this policy are:

1. Improve customer service by reducing the quantity of revisions required to be submitted to the Building Plan Review Section for Special Inspections Projects.
2. Ensure that the owner and designer concur with the contractor's field revisions.
3. Maintain accurate records of the approved construction documents.



The Special Inspections Field Revision Outline provides the framework for the review and approval of construction field revisions. However, based on the complexity of a field revision, the Special Inspections Section has the discretion to require an approval by the Building Plan Review Section.

During an inspection, the Special Inspector Engineer of Record (SIER)/County inspector will determine whether or not a field revision is permitted in accordance with this policy. If the SIER/County inspector determines a field revision is permitted, the SIER will notify the contractor and the Special Inspections Section. All field revisions that will be reviewed by the Special Inspections Section must be submitted (2 originals) on the Prince William County [Construction Field Revision Form](#), and must be signed by the Designer of Record. The owner's signature and the contractor's signature are optional and are provided for owners who want to use the [Construction Field Revision Form](#) in conjunction with the Construction Administration Process.

One of the approved Construction Field Revision Forms must be attached to the approved plans maintained at the construction site. The second approved form will be filed with County's approved plans for the project.

**Attachment/Hyperlink:**

- [Construction Field Revision Form](#)  
[www.pwcgov.org/eBuildingDevelopmentForms/forms/ConstructionFieldRevision.pdf](http://www.pwcgov.org/eBuildingDevelopmentForms/forms/ConstructionFieldRevision.pdf)

	<b>BUILDING DEVELOPMENT POLICIES AND PROCEDURES ADMINISTRATIVE/GENERAL</b>	<b>Effective Date:</b> <b>April 07, 2011</b>
	<b>1.14.5 Special Inspections - Field Revisions</b>	<b>Supersedes Policy Dated:</b> <b>October 15, 2009</b>  <b>Issued by:</b>  <b>Eric M. Mays, P.E.</b> <b>Building Official</b>

## Special Inspections Field Revision Outline

### FOOTING & FOUNDATION

1. Enlarging footing and foundation due to over excavation
2. Deepening depth of footing by less than 1 ft resulting in the increase of height of pier/foundation wall.
3. Deepening depth of footing by more than 1 ft resulting in the increase of height of pier/foundation wall. (Special Inspections Section has the discretion to require an approval by the Building Plan Review Section.)
4. Move ducts/piping/raceways within the same room no more than 10 feet.
5. Material replacement by 1 ft under footing without change in footing elevation
6. Material replacement by more than 1 ft under footing without change in footing elevation
7. Reduction in the depth of foundation due to encountering rock provided footing is below the frost line

### STRUCTURAL STEEL

1. Extension of anchor bolt by welding
2. Replacement of Bolted connection with welding and vice versa
3. Field welding in lieu of shop welding

### RETAINING WALL

1. Reduction in height of retaining wall<sup>1</sup>

### CONCRETE/CMU CONSTRUCTION

1. Repair of structural cracks in foundation walls, slab-on-grade, elevated slabs

---

<sup>1</sup> Revised site plan approval may be required