



GENERAL GOVERNMENT



Gainesville Community Library



Lead Agency

Library

Project Description

Construction of the Gainesville Community Library was authorized by voters in the 2006 bond referendum.

The Gainesville Community Library will be a full-service library with regular services such as circulation, information services, readers' advisory services, children's programs and services, an online library catalog, electronic resources, web-based library services, self check-out, public Internet access and wireless public Internet access.

The Gainesville Community Library will be located at the intersection of Route 15 and Lightner Road.

Service Impact

- **Service Area** - The Gainesville Library will serve upwards of 60,000 residents within a 15 minute drive radius.
- **Projected Usage** - This library will provide the following levels of service to the community:
 - Checkouts per month: 25,000 - 75,000
 - Information requests per month: 5,000 - 10,000
 - Visits per month: 15,000 - 25,000

Funding Sources

- **The General Fund** provided \$50,000 towards this project and will provide operating funds upon occupancy.
- **Developer Contributions (Proffers)** provide \$1,823,405 towards this project.
- **Debt Financing** approved by voters during the 2006 bond referendum provides \$9,940,000 for this project.

Critical Milestones

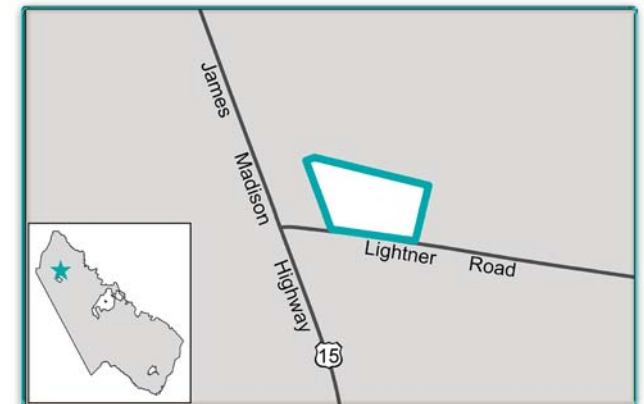
- **Construction** is scheduled to begin in late FY 13.
- **Occupancy** of the facility is scheduled for September 2015 (FY 16).

Strategic Plan Impact

- | | |
|---|--------------------------------------|
| <input checked="" type="radio"/> Economic Development/ Transportation | <input type="radio"/> Human Services |
| <input checked="" type="radio"/> Education | <input type="radio"/> Public Safety |

Comprehensive Plan Impact

- | | |
|--|--|
| <input type="radio"/> Cultural Resources | <input type="radio"/> Police |
| <input type="radio"/> Economic Development | <input type="radio"/> Potable Water |
| <input type="radio"/> Environment | <input type="radio"/> Schools |
| <input type="radio"/> Fire & Rescue | <input type="radio"/> Sewer |
| <input type="radio"/> Land Use | <input type="radio"/> Telecommunications |
| <input checked="" type="radio"/> Libraries | <input type="radio"/> Transportation |
| <input type="radio"/> Parks & Open Space | |



FUNDING SOURCES	Total Project Estimate	Prior Years' Actual	Current Year	CIP							Future Years	
				FY 13	FY 14	FY 15	FY 16	FY 17	FY 18	FY 13-18		
Proffers/General Fund	1,739,045	1,555,446	183,599	-	-	-	-	-	-	-	-	-
Delinquent Taxes	-	-	-	-	-	-	-	-	-	-	-	-
Fire Levy	-	-	-	-	-	-	-	-	-	-	-	-
Solid Waste Fees	-	-	-	-	-	-	-	-	-	-	-	-
Stormwater Management Fees	-	-	-	-	-	-	-	-	-	-	-	-
Debt	11,588,719	-	9,940,000	1,648,719	-	-	-	-	-	-	1,648,719	-
Fuel Tax	-	-	-	-	-	-	-	-	-	-	-	-
State/Federal	-	-	-	-	-	-	-	-	-	-	-	-
Proffers Identified	339,851	-	-	339,851	-	-	-	-	-	-	339,851	-
Proffers Projected	-	-	-	-	-	-	-	-	-	-	-	-
Other	119,169	119,169	-	-	-	-	-	-	-	-	-	-
TOTAL	\$13,786,784	\$1,674,615	\$10,123,599	\$1,988,570	\$0	\$0	\$0	\$0	\$0	\$0	\$1,988,570	\$0

COST CATEGORIES												
	Total Project Estimate	Prior Years' Actual	Current Year	FY 13	FY 14	FY 15	FY 16	FY 17	FY 18	FY 13-18	Future Years	
Planning	177,478	177,478	-	-	-	-	-	-	-	-	-	-
Property Acquisition	-	-	-	-	-	-	-	-	-	-	-	-
Design	1,000,000	-	200,000	300,000	225,000	250,000	25,000	-	-	800,000	-	-
Construction/Utility Relocation	7,119,660	-	-	519,660	3,000,000	2,600,000	1,000,000	-	-	7,119,660	-	-
Project Management	190,000	-	40,000	60,000	40,000	25,000	25,000	-	-	150,000	-	-
Construction Management	365,000	-	-	15,000	150,000	150,000	50,000	-	-	365,000	-	-
Occupancy	3,917,310	-	100,000	-	3,134,110	683,200	-	-	-	3,817,310	-	-
Telecommunications	1,017,336	-	-	-	-	1,017,336	-	-	-	1,017,336	-	-
Debt Issuance Costs	-	-	-	-	-	-	-	-	-	-	-	-
Project Contingency	-	-	-	-	-	-	-	-	-	-	-	-
TOTAL	\$13,786,784	\$177,478	\$340,000	\$894,660	\$6,549,110	\$4,725,536	\$1,100,000	\$0	\$0	\$13,269,306	\$0	
BALANCE	\$0	\$1,497,137	\$9,783,599	\$1,093,910	(\$6,549,110)	(\$4,725,536)	(\$1,100,000)	\$0	\$0	(\$11,280,736)	\$0	

APPROPRIATIONS	Appropriated Project Budget	Appropriations							Future Years	
		FY 13	FY 14	FY 15	FY 16	FY 17	FY 18	FY 13-18		
Revenues	11,798,214									
Expenditures	11,798,214									
Unappropriated Revenues	(1,988,570)	1,988,570	-	-	-	-	-	-	1,988,570	-
Unappropriated Expenditures	(1,988,570)	1,988,570	-	-	-	-	-	-	1,988,570	-

OPERATING IMPACTS	Current Year	CIP						
		FY 13	FY 14	FY 15	FY 16	FY 17	FY 18	FY 13-18
Facility Operating Cost	-	-	-	284,603	284,603	284,603	284,603	1,138,410
Program Operating Cost	-	-	-	538,284	1,430,933	1,430,933	1,430,933	4,831,082
Total Operating Cost	\$0	\$0	\$0	\$822,886	\$1,715,535	\$1,715,535	\$1,715,535	\$5,969,492
Debt Service	-	-	-	1,250,250	1,220,275	1,190,300	1,160,325	4,821,150
Total Operating and Debt Service	\$0	\$0	\$0	\$2,073,136	\$2,935,810	\$2,905,835	\$2,875,860	\$10,790,642
Operating Revenue	-	-	-	-	-	-	-	-
GENERAL FUND REQUIREMENT	\$0	\$0	\$0	\$2,073,136	\$2,935,810	\$2,905,835	\$2,875,860	\$10,790,642



Montclair Community Library



Lead Agency

Library

Project Description

The Montclair Community Library was authorized by voters in the 2006 bond referendum. It will be a full-service library with regular services such as circulation, information services, readers' advisory services, children's programs and services, reference, online catalogs, electronic resources, web-based library services, self check-out, public Internet access and wireless Internet access.

The Montclair Community Library will be located near the intersection of Route 234 (Dumfries Road) and Waterway Drive.

The Barnes House, one of the County's only remnants of a post-Civil War African-American settlement, will become a reading room and history interpretive center at the Montclair Library site. The house was relocated

from Independent Hill to County property to avoid the ongoing development along Route 234. The house was once owned by Eppa Lee and Amanda Catherine Lambert Barnes who raised their twelve children there. Eppa Lee was a woodsman and farmer.

Service Impact

- **Service Area** - This library will serve 60,000 residents within a 15 minute drive radius.
- **Projected Usage** - This library will provide the following levels of service to the community:
 - Checkouts per month: 25,000 - 75,000
 - Information requests per month: 5,000 - 10,000
 - Visits per month: 15,000 - 25,000

Funding Sources

- **Potomac Magisterial District** Supervisor has provided \$267,000 of funding towards this project.
- **The General Fund** provided \$50,000 towards this project and will provide operating funds upon occupancy.
- **Developer Contributions (Proffers)** provide \$51,233 towards this project.
- **Debt Financing** - Debt financing approved by voters during the 2006 bond referendum provides \$13,840,000 for this project.

Critical Milestones

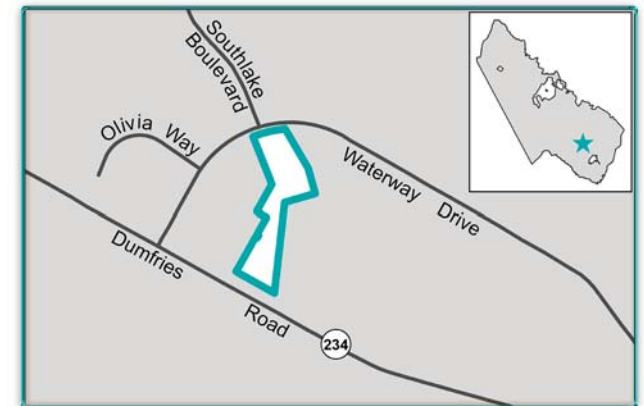
- **Construction** is scheduled to begin in late FY 13.
- **Occupancy of the facility** is scheduled for September 2015 (FY 16).

Strategic Plan Impact

- | | |
|--|--------------------------------------|
| <input checked="" type="radio"/> Economic Development/Transportation | <input type="radio"/> Human Services |
| <input checked="" type="radio"/> Education | <input type="radio"/> Public Safety |

Comprehensive Plan Impact

- | | |
|--|--|
| <input type="radio"/> Cultural Resources | <input type="radio"/> Police |
| <input type="radio"/> Economic Development | <input type="radio"/> Potable Water |
| <input type="radio"/> Environment | <input type="radio"/> Schools |
| <input type="radio"/> Fire & Rescue | <input type="radio"/> Sewer |
| <input type="radio"/> Land Use | <input type="radio"/> Telecommunications |
| <input checked="" type="radio"/> Libraries | <input type="radio"/> Transportation |
| <input type="radio"/> Parks & Open Space | |



FUNDING SOURCES	Total Project Estimate	Prior Years' Actual	Current Year	CIP							Future Years	
				FY 13	FY 14	FY 15	FY 16	FY 17	FY 18	FY 13-18		
Proffers/General Fund	899,224	634,613	175,611	89,000	-	-	-	-	-	-	89,000	-
Delinquent Taxes	-	-	-	-	-	-	-	-	-	-	-	-
Fire Levy	-	-	-	-	-	-	-	-	-	-	-	-
Solid Waste Fees	-	-	-	-	-	-	-	-	-	-	-	-
Stormwater Management Fees	-	-	-	-	-	-	-	-	-	-	-	-
Debt	14,093,720	-	13,840,000	253,720	-	-	-	-	-	-	253,720	-
Fuel Tax	-	-	-	-	-	-	-	-	-	-	-	-
State/Federal	-	-	-	-	-	-	-	-	-	-	-	-
Proffers Identified	113,587	-	-	113,587	-	-	-	-	-	-	113,587	-
Proffers Projected	-	-	-	-	-	-	-	-	-	-	-	-
Other	23,500	23,500	-	-	-	-	-	-	-	-	-	-
TOTAL	\$15,130,031	\$658,113	\$14,015,611	\$456,307	\$0	\$0	\$0	\$0	\$0	\$0	\$456,307	\$0

COST CATEGORIES												
Planning	150,000	-	150,000	-	-	-	-	-	-	-	-	-
Property Acquisition	-	-	-	-	-	-	-	-	-	-	-	-
Design	1,075,000	-	250,000	300,000	250,000	250,000	25,000	-	-	-	825,000	-
Construction/Utility Relocation	7,793,578	-	-	293,578	3,000,000	3,500,000	1,000,000	-	-	-	7,793,578	-
Project Management	195,000	-	40,000	60,000	40,000	30,000	25,000	-	-	-	155,000	-
Construction Management	365,000	-	-	15,000	150,000	150,000	50,000	-	-	-	365,000	-
Occupancy	4,114,892	-	100,000	-	3,331,692	683,200	-	-	-	-	4,014,892	-
Telecommunications	1,296,561	-	-	-	-	1,296,561	-	-	-	-	1,296,561	-
Debt Issuance Costs	140,000	-	-	-	140,000	-	-	-	-	-	140,000	-
Project Contingency	-	-	-	-	-	-	-	-	-	-	-	-
TOTAL	\$15,130,031	\$0	\$540,000	\$668,578	\$6,911,692	\$5,909,761	\$1,100,000	\$0	\$0	\$0	\$14,590,031	\$0
BALANCE	\$0	\$658,113	\$13,475,611	(\$212,271)	(\$6,911,692)	(\$5,909,761)	(\$1,100,000)	\$0	\$0	\$0	(\$14,133,724)	\$0

APPROPRIATIONS	Appropriated Project Budget	Appropriations							Future Years	
		FY 13	FY 14	FY 15	FY 16	FY 17	FY 18	FY 13-18		
Revenues	14,673,724									
Expenditures	14,673,724									
Unappropriated Revenues	(456,307)	456,307	-	-	-	-	-	-	-	456,307
Unappropriated Expenditures	(456,307)	456,307	-	-	-	-	-	-	-	456,307

OPERATING IMPACTS	Current Year	CIP						
		FY 13	FY 14	FY 15	FY 16	FY 17	FY 18	FY 13-18
Facility Operating Cost	-	-	-	374,602	374,602	374,602	374,602	1,498,408
Program Operating Cost	-	-	24,357	736,895	1,680,036	1,680,037	1,680,037	5,801,362
Total Operating Cost	\$0	\$0	\$24,357	\$1,111,497	\$2,054,638	\$2,054,639	\$2,054,639	\$7,299,770
Debt Service	-	-	-	1,722,375	1,681,450	1,640,525	1,599,600	6,643,950
Total Operating and Debt Service	\$0	\$0	\$24,357	\$2,833,872	\$3,736,088	\$3,695,164	\$3,654,239	\$13,943,720
Operating Revenue	-	-	-	-	-	-	-	-
GENERAL FUND REQUIREMENT	\$0	\$0	\$24,357	\$2,833,872	\$3,736,088	\$3,695,164	\$3,654,239	\$13,943,720



Balls Ford Road Compost Facility Improvements



Lead Agency

Public Works

Project Description

The Balls Ford Road Compost Facility is located near the intersection of Balls Ford Road and Wellington Road. The yard waste and composting activity is run by an outside contractor, which co-exists with the Western Citizen Convenience Center.

This project will provide approximately three acres of additional paving to expand and improve the area used to grind brush at the facility.

This project has been expanded in FY 13 to improve the safety of citizens and PWC employees and to develop a new Household Hazardous Waste (HHW) collection area. Work involves paving the expansion area around Sedimentation Pond B, installing lights around the citizen's area and expansion area and installing precast concrete wall panels around Sedimentation Pond B.

Service Impact

- **Enhance Customer Safety** - The project improvements will enhance customer safety and driver safety at the facility.

Funding Sources

- **Solid Waste fee revenue** funds this project and there is no impact to the general fund.
- **This is a one-time project** and annual operational costs, if any, will be covered by Solid Waste fee revenue.
- **The operation of this facility** is outsourced to a private contractor.

Critical Milestones

- **Design** was completed in-house in FY 11.
- **Construction** will be phased. It began in July 2011 (FY 12), and will be completed in November 2012 (FY 13).



Strategic Plan Impact

- Economic Development/Transportation
- Human Services
- Education
- Public Safety

Comprehensive Plan Impact

- Cultural Resources
- Police
- Economic Development
- Potable Water
- Environment
- Schools
- Fire & Rescue
- Sewer
- Land Use
- Telecommunications
- Libraries
- Transportation
- Parks & Open Space



FUNDING SOURCES	Total Project Estimate	Prior Years' Actual	Current Year	CIP							Future Years	
				FY 13	FY 14	FY 15	FY 16	FY 17	FY 18	FY 13-18		
Proffers/General Fund	-	-	-	-	-	-	-	-	-	-	-	-
Delinquent Taxes	-	-	-	-	-	-	-	-	-	-	-	-
Fire Levy	-	-	-	-	-	-	-	-	-	-	-	-
Solid Waste Fees	700,000	-	500,000	200,000	-	-	-	-	-	-	200,000	-
Stormwater Management Fees	-	-	-	-	-	-	-	-	-	-	-	-
Debt	-	-	-	-	-	-	-	-	-	-	-	-
Fuel Tax	-	-	-	-	-	-	-	-	-	-	-	-
State/Federal	-	-	-	-	-	-	-	-	-	-	-	-
Proffers Identified	-	-	-	-	-	-	-	-	-	-	-	-
Proffers Projected	-	-	-	-	-	-	-	-	-	-	-	-
Other	-	-	-	-	-	-	-	-	-	-	-	-
TOTAL	\$700,000	\$0	\$500,000	\$200,000	\$0	\$0	\$0	\$0	\$0	\$0	\$200,000	\$0

COST CATEGORIES												
	Total Project Estimate	Prior Years' Actual	Current Year	CIP							Future Years	
				FY 13	FY 14	FY 15	FY 16	FY 17	FY 18	FY 13-18		
Planning	-	-	-	-	-	-	-	-	-	-	-	-
Property Acquisition	-	-	-	-	-	-	-	-	-	-	-	-
Design	-	-	-	-	-	-	-	-	-	-	-	-
Construction/Utility Relocation	700,000	-	500,000	200,000	-	-	-	-	-	-	200,000	-
Project Management	-	-	-	-	-	-	-	-	-	-	-	-
Construction Management	-	-	-	-	-	-	-	-	-	-	-	-
Occupancy	-	-	-	-	-	-	-	-	-	-	-	-
Telecommunications	-	-	-	-	-	-	-	-	-	-	-	-
Debt Issuance Costs	-	-	-	-	-	-	-	-	-	-	-	-
Project Contingency	-	-	-	-	-	-	-	-	-	-	-	-
TOTAL	\$700,000	\$0	\$500,000	\$200,000	\$0	\$0	\$0	\$0	\$0	\$0	\$200,000	\$0
BALANCE	\$0	\$0	\$0	\$0	\$0	\$0	\$0	\$0	\$0	\$0	\$0	\$0

APPROPRIATIONS	Appropriated Project Budget	Appropriations							Future Years
		FY 13	FY 14	FY 15	FY 16	FY 17	FY 18	FY 13-18	
Revenues	500,000								
Expenditures	500,000								
Unappropriated Revenues	(200,000)	200,000	-	-	-	-	-	200,000	-
Unappropriated Expenditures	(200,000)	200,000	-	-	-	-	-	200,000	-

OPERATING IMPACTS	Current Year	CIP						
		FY 13	FY 14	FY 15	FY 16	FY 17	FY 18	FY 13-18
Facility Operating Cost	-	-	-	-	-	-	-	-
Program Operating Cost	-	-	-	-	-	-	-	-
Total Operating Cost	\$0	\$0	\$0	\$0	\$0	\$0	\$0	\$0
Debt Service	-	-	-	-	-	-	-	-
Total Operating and Debt Service	\$0	\$0	\$0	\$0	\$0	\$0	\$0	\$0
Operating Revenue	-	-	-	-	-	-	-	-
GENERAL FUND REQUIREMENT	\$0	\$0	\$0	\$0	\$0	\$0	\$0	\$0



Eco Park Complex

Lead Agency

Public Works

Project Description

This project will produce green energy from the Prince William County Sanitary Landfill property to become a more sustainable community and to provide an education resource to the local colleges and schools.

Currently, a landfill gas-to-energy facility is located at the landfill generating 1.9 megawatt (MW) of renewable energy. The facility was developed in partnership with a private developer, Fortistar, who owns and operates the facility under an agreement with the County.

The County is investigating the development of an energy park at the landfill to include expansion of the landfill gas to energy project; a possible greenhouse using energy created from the landfill, installation of solar and wind power. A consultant is currently developing a feasibility study, which will be used to determine the cost effectiveness of these projects. Cost estimates are preliminary and grant money may be available to offset some of the construction costs. It is anticipated that public-private partnerships will provide some private funding as the project develops.

The current landfill administration function is located within the heavy equipment shop building. Additional office space and a larger more accessible training room are needed. As part of the Eco Park Complex development, a new office and educational facility is proposed. Partnership with George Mason University is being explored for development of this facility which may also include a business incubator for “green” companies. This facility will be built to LEED standards, potentially using energy from the landfill.

Service Impact

- **Increase Revenue** - This project will generate revenue through investment in alternative energy solutions (including wind and solar).
- **Decrease fuel dependence and emissions** - The project will decrease fossil fuel dependence and greenhouse gas emissions at the landfill.

Funding Sources

- **Solid Waste fee** revenue and private investment will fund this project. Also, grant opportunities will be explored to fund the project.

Critical Milestones

- **Preliminary feasibility study** will be completed in FY 12. Also, issue requests for proposals (RFP) for alternative energy development (wind, solar, and waste conversion technologies) to determine private sector interest. Begin negotiations with vendors. Negotiate power interconnect agreement/upgrade with NOVEC and Fortistar. Complete power sales agreement between Fortistar and NOVEC.
- **Expand gas-to-energy plant** from 1.9 to 6.0 MW (Fortistar investment) in FY 13. Complete negotiations and enter into contract with vendors for wind, solar and waste conversion technologies. Explore additional uses of excess landfill gas. Explore development of Eco Park Complex in partnership with schools and George Mason University.
- **Design and begin construction** of renewable energy projects (wind, solar and waste conversion technologies) in FY 14. Negotiate sale of power and/or excess landfill gas with schools and other surrounding properties.

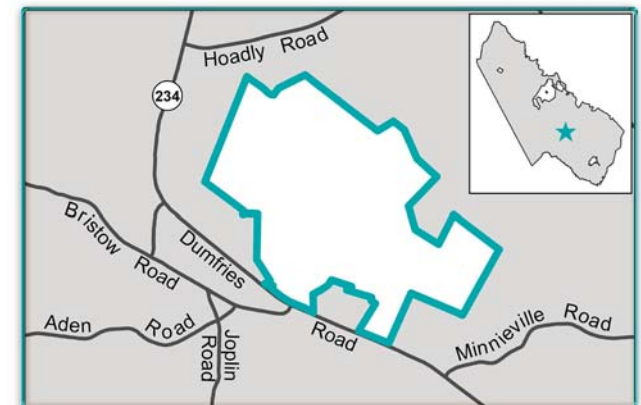
- **Begin power generation** from renewable sources in FY 15.
- **Continue development** of Eco Complex at landfill site in FY 16 - FY 18.

Strategic Plan Impact

- | | |
|--|--------------------------------------|
| <input type="radio"/> Economic Development/ Transportation | <input type="radio"/> Human Services |
| <input type="radio"/> Education | <input type="radio"/> Public Safety |

Comprehensive Plan Impact

- | | |
|--|--|
| <input type="radio"/> Cultural Resources | <input type="radio"/> Police |
| <input type="radio"/> Economic Development | <input type="radio"/> Potable Water |
| <input type="radio"/> Environment | <input type="radio"/> Schools |
| <input type="radio"/> Fire & Rescue | <input type="radio"/> Sewer |
| <input type="radio"/> Land Use | <input type="radio"/> Telecommunications |
| <input type="radio"/> Libraries | <input type="radio"/> Transportation |
| <input type="radio"/> Parks & Open Space | |



FUNDING SOURCES	Total Project Estimate	Prior Years' Actual	Current Year	CIP							Future Years
				FY 13	FY 14	FY 15	FY 16	FY 17	FY 18	FY 13-18	
Proffers/General Fund	-	-	-	-	-	-	-	-	-	-	-
Delinquent Taxes	-	-	-	-	-	-	-	-	-	-	-
Fire Levy	-	-	-	-	-	-	-	-	-	-	-
Solid Waste Fees	3,500,000	-	500,000	500,000	1,500,000	250,000	250,000	250,000	250,000	3,000,000	-
Stormwater Management Fees	-	-	-	-	-	-	-	-	-	-	-
Debt	-	-	-	-	-	-	-	-	-	-	-
Fuel Tax	-	-	-	-	-	-	-	-	-	-	-
State/Federal	-	-	-	-	-	-	-	-	-	-	-
Proffers Identified	-	-	-	-	-	-	-	-	-	-	-
Proffers Projected	-	-	-	-	-	-	-	-	-	-	-
Other	-	-	-	-	-	-	-	-	-	-	-
TOTAL	\$3,500,000	\$0	\$500,000	\$500,000	\$1,500,000	\$250,000	\$250,000	\$250,000	\$250,000	\$3,000,000	\$0

COST CATEGORIES	Total Project Estimate	Prior Years' Actual	Current Year	CIP							Future Years
				FY 13	FY 14	FY 15	FY 16	FY 17	FY 18	FY 13-18	
Planning	500,000	-	500,000	-	-	-	-	-	-	-	-
Property Acquisition	-	-	-	-	-	-	-	-	-	-	-
Design	500,000	-	-	500,000	-	-	-	-	-	500,000	-
Construction/Utility Relocation	1,200,000	-	-	-	1,200,000	-	-	-	-	1,200,000	-
Project Management	1,300,000	-	-	-	300,000	250,000	250,000	250,000	250,000	1,300,000	-
Construction Management	-	-	-	-	-	-	-	-	-	-	-
Occupancy	-	-	-	-	-	-	-	-	-	-	-
Telecommunications	-	-	-	-	-	-	-	-	-	-	-
Debt Issuance Costs	-	-	-	-	-	-	-	-	-	-	-
Project Contingency	-	-	-	-	-	-	-	-	-	-	-
TOTAL	\$3,500,000	\$0	\$500,000	\$500,000	\$1,500,000	\$250,000	\$250,000	\$250,000	\$250,000	\$3,000,000	\$0
BALANCE	\$0	\$0	\$0	\$0	\$0	\$0	\$0	\$0	\$0	\$0	\$0

APPROPRIATIONS	Appropriated Project Budget	Appropriations							Future Years	
		FY 13	FY 14	FY 15	FY 16	FY 17	FY 18	FY 13-18		
Revenues	-	-	-	-	-	-	-	-	-	-
Expenditures	-	-	-	-	-	-	-	-	-	-
Unappropriated Revenues	(3,500,000)	500,000	1,500,000	250,000	250,000	250,000	250,000	250,000	3,000,000	-
Unappropriated Expenditures	(3,500,000)	500,000	1,500,000	250,000	250,000	250,000	250,000	250,000	3,000,000	-

OPERATING IMPACTS	Current Year	CIP						
		FY 13	FY 14	FY 15	FY 16	FY 17	FY 18	FY 13-18
Facility Operating Cost	-	-	-	-	-	-	-	-
Program Operating Cost	-	-	-	-	-	-	-	-
Total Operating Cost	\$0	\$0	\$0	\$0	\$0	\$0	\$0	\$0
Debt Service	-	-	-	-	-	-	-	-
Total Operating and Debt Service	\$0	\$0	\$0	\$0	\$0	\$0	\$0	\$0
Operating Revenue	-	-	-	-	-	-	-	-
GENERAL FUND REQUIREMENT	\$0	\$0	\$0	\$0	\$0	\$0	\$0	\$0



Household Hazardous & Electronics Waste Facility



Lead Agency

Public Works

Project Description

The current Household Hazardous Waste and Electronics Recycling facility located at the Prince William County Landfill has experienced rapid growth during the past few years which has created a need to expand and improve this facility to improve safety, control potential spills and provide a more convenient drive through facility for County residents.

Service Impact

- **Improve Customer Service** - This project will increase the efficiency of the customer drop off area.
- **Improve Safety and Environmental Impacts** - This project improve customer and staff safety and reduce potential environmental impacts from spills or contamination.

Funding Sources

- **Solid Waste fee revenues** fund this project and there is no impact to the general fund.
- **This is a one-time project** and annual operational costs, if any, will be covered by Solid Waste fee revenue. Operating costs will be covered within current budgeted allocations and will be reviewed each year depending on the inflow of items and market conditions.
- **The operation of this facility** will be outsourced to a private contractor.

Critical Milestones

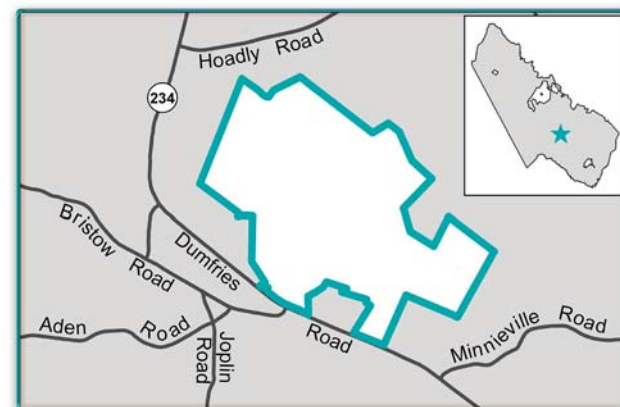
- **Design Concept** began in September 2011 (FY 12) and was completed in April 2012 (FY 12).
- **Design/Construction (Design Build)** will begin in October 2012 (FY 13) and be completed by November 2013 (FY 14).

Strategic Plan Impact

- | | |
|--|--|
| <input type="radio"/> Economic Development/ Transportation | <input type="radio"/> Human Services |
| <input type="radio"/> Education | <input checked="" type="radio"/> Public Safety |

Comprehensive Plan Impact

- | | |
|--|--|
| <input type="radio"/> Cultural Resources | <input type="radio"/> Police |
| <input type="radio"/> Economic Development | <input type="radio"/> Potable Water |
| <input checked="" type="radio"/> Environment | <input type="radio"/> Schools |
| <input type="radio"/> Fire & Rescue | <input type="radio"/> Sewer |
| <input type="radio"/> Land Use | <input type="radio"/> Telecommunications |
| <input type="radio"/> Libraries | <input type="radio"/> Transportation |
| <input type="radio"/> Parks & Open Space | |



FUNDING SOURCES	Total Project Estimate	Prior Years' Actual	Current Year	CIP							Future Years	
				FY 13	FY 14	FY 15	FY 16	FY 17	FY 18	FY 13-18		
Proffers/General Fund	-	-	-	-	-	-	-	-	-	-	-	-
Delinquent Taxes	-	-	-	-	-	-	-	-	-	-	-	-
Fire Levy	-	-	-	-	-	-	-	-	-	-	-	-
Solid Waste Fees	2,200,000	-	200,000	2,000,000	-	-	-	-	-	-	2,000,000	-
Stormwater Management Fees	-	-	-	-	-	-	-	-	-	-	-	-
Debt	-	-	-	-	-	-	-	-	-	-	-	-
Fuel Tax	-	-	-	-	-	-	-	-	-	-	-	-
State/Federal	-	-	-	-	-	-	-	-	-	-	-	-
Proffers Identified	-	-	-	-	-	-	-	-	-	-	-	-
Proffers Projected	-	-	-	-	-	-	-	-	-	-	-	-
Other	-	-	-	-	-	-	-	-	-	-	-	-
TOTAL	\$2,200,000	\$0	\$200,000	\$2,000,000	\$0	\$0	\$0	\$0	\$0	\$0	\$2,000,000	\$0

COST CATEGORIES												
Planning	-	-	-	-	-	-	-	-	-	-	-	-
Property Acquisition	-	-	-	-	-	-	-	-	-	-	-	-
Design	200,000	-	200,000	-	-	-	-	-	-	-	-	-
Construction/Utility Relocation	1,900,000	-	-	1,900,000	-	-	-	-	-	-	1,900,000	-
Project Management	100,000	-	-	100,000	-	-	-	-	-	-	100,000	-
Construction Management	-	-	-	-	-	-	-	-	-	-	-	-
Occupancy	-	-	-	-	-	-	-	-	-	-	-	-
Telecommunications	-	-	-	-	-	-	-	-	-	-	-	-
Debt Issuance Costs	-	-	-	-	-	-	-	-	-	-	-	-
Project Contingency	-	-	-	-	-	-	-	-	-	-	-	-
TOTAL	\$2,200,000	\$0	\$200,000	\$2,000,000	\$0	\$0	\$0	\$0	\$0	\$0	\$2,000,000	\$0
BALANCE	\$0	\$0	\$0	\$0	\$0	\$0	\$0	\$0	\$0	\$0	\$0	\$0

APPROPRIATIONS	Appropriated Project Budget	Appropriations							Future Years
		FY 13	FY 14	FY 15	FY 16	FY 17	FY 18	FY 13-18	
Revenues	200,000								
Expenditures	200,000								
Unappropriated Revenues	(2,000,000)	2,000,000	-	-	-	-	-	2,000,000	-
Unappropriated Expenditures	(2,000,000)	2,000,000	-	-	-	-	-	2,000,000	-

OPERATING IMPACTS	Current Year	CIP						
		FY 13	FY 14	FY 15	FY 16	FY 17	FY 18	FY 13-18
Facility Operating Cost	-	-	-	-	-	-	-	-
Program Operating Cost	-	-	-	-	-	-	-	-
Total Operating Cost	\$0	\$0	\$0	\$0	\$0	\$0	\$0	\$0
Debt Service	-	-	-	-	-	-	-	-
Total Operating and Debt Service	\$0	\$0	\$0	\$0	\$0	\$0	\$0	\$0
Operating Revenue	-	-	-	-	-	-	-	-
GENERAL FUND REQUIREMENT	\$0	\$0	\$0	\$0	\$0	\$0	\$0	\$0



Landfill Caps



Lead Agency

Public Works

Project Description

The landfill caps project will complete the closure construction of filled cells located at the Prince William County Sanitary Landfill. Funding is for the design and construction of a phased capping plan for the lined landfill cells.

Service Impact

- **Protecting Public Health** - The landfill caps will reduce rainwater infiltration, thereby protecting public health, groundwater quality and the environment.
- **Address Virginia Solid Waste Regulations** - The regulations mandate that cells must be capped once they are completely filled.

Funding Sources

- **Solid Waste fee revenue** provides funding for this project.

Critical Milestones

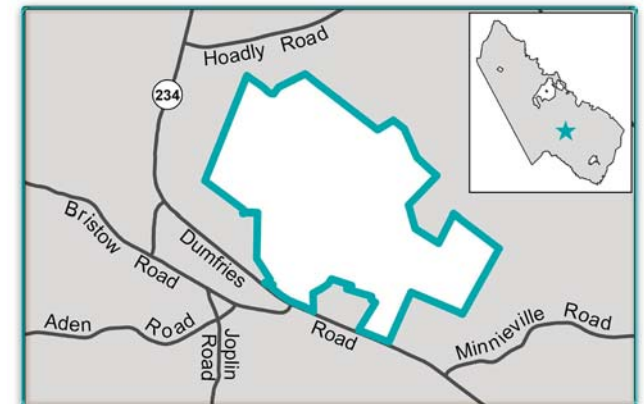
- **Design and construction drawings** for 25 acres of Phase I was completed in FY 10.
- **Construction** of the caps for Phase I (Sequence 1) will be completed in FY 13.
- **Design and construction** of the remaining portion of Phase I (Sequence 2) will begin in FY 13.

Strategic Plan Impact

- | | |
|--|--------------------------------------|
| <input type="radio"/> Economic Development/ Transportation | <input type="radio"/> Human Services |
| <input type="radio"/> Education | <input type="radio"/> Public Safety |

Comprehensive Plan Impact

- | | |
|--|--|
| <input type="radio"/> Cultural Resources | <input type="radio"/> Police |
| <input type="radio"/> Economic Development | <input type="radio"/> Potable Water |
| <input checked="" type="radio"/> Environment | <input type="radio"/> Schools |
| <input type="radio"/> Fire & Rescue | <input type="radio"/> Sewer |
| <input type="radio"/> Land Use | <input type="radio"/> Telecommunications |
| <input type="radio"/> Libraries | <input type="radio"/> Transportation |
| <input type="radio"/> Parks & Open Space | |



FUNDING SOURCES	Total Project Estimate	Prior Years' Actual	Current Year	CIP							Future Years	
				FY 13	FY 14	FY 15	FY 16	FY 17	FY 18	FY 13-18		
Proffers/General Fund	-	-	-	-	-	-	-	-	-	-	-	-
Delinquent Taxes	-	-	-	-	-	-	-	-	-	-	-	-
Fire Levy	-	-	-	-	-	-	-	-	-	-	-	-
Solid Waste Fees	16,550,000	-	1,450,000	5,300,000	300,000	300,000	300,000	300,000	300,000	6,800,000	8,300,000	-
Stormwater Management Fees	-	-	-	-	-	-	-	-	-	-	-	-
Debt	-	-	-	-	-	-	-	-	-	-	-	-
Fuel Tax	-	-	-	-	-	-	-	-	-	-	-	-
State/Federal	-	-	-	-	-	-	-	-	-	-	-	-
Proffers Identified	-	-	-	-	-	-	-	-	-	-	-	-
Proffers Projected	-	-	-	-	-	-	-	-	-	-	-	-
Other	-	-	-	-	-	-	-	-	-	-	-	-
TOTAL	\$16,550,000	\$0	\$1,450,000	\$5,300,000	\$300,000	\$300,000	\$300,000	\$300,000	\$300,000	\$6,800,000	\$8,300,000	

COST CATEGORIES												
Planning	-	-	-	-	-	-	-	-	-	-	-	-
Property Acquisition	-	-	-	-	-	-	-	-	-	-	-	-
Design	675,000	-	-	300,000	15,000	15,000	15,000	15,000	15,000	15,000	375,000	300,000
Construction/Utility Relocation	15,250,000	-	1,350,000	4,600,000	260,000	260,000	260,000	260,000	260,000	260,000	5,900,000	8,000,000
Project Management	625,000	-	100,000	400,000	25,000	25,000	25,000	25,000	25,000	25,000	525,000	-
Construction Management	-	-	-	-	-	-	-	-	-	-	-	-
Occupancy	-	-	-	-	-	-	-	-	-	-	-	-
Telecommunications	-	-	-	-	-	-	-	-	-	-	-	-
Debt Issuance Costs	-	-	-	-	-	-	-	-	-	-	-	-
Project Contingency	-	-	-	-	-	-	-	-	-	-	-	-
TOTAL	\$16,550,000	\$0	\$1,450,000	\$5,300,000	\$300,000	\$300,000	\$300,000	\$300,000	\$300,000	\$6,800,000	\$8,300,000	
BALANCE	\$0	\$0	\$0	\$0	\$0	\$0	\$0	\$0	\$0	\$0	\$0	\$0

APPROPRIATIONS	Appropriated Project Budget	Appropriations							Future Years	
		FY 13	FY 14	FY 15	FY 16	FY 17	FY 18	FY 13-18		
Revenues	16,550,000									
Expenditures	16,550,000									
Unappropriated Revenues	-	-	-	-	-	-	-	-	-	8,300,000
Unappropriated Expenditures	-	-	-	-	-	-	-	-	-	8,300,000

OPERATING IMPACTS	Current Year	CIP						
		FY 13	FY 14	FY 15	FY 16	FY 17	FY 18	FY 13-18
Facility Operating Cost	-	-	-	-	-	-	-	-
Program Operating Cost	-	-	-	-	-	-	-	-
Total Operating Cost	\$0	\$0	\$0	\$0	\$0	\$0	\$0	\$0
Debt Service	-	-	-	-	-	-	-	-
Total Operating and Debt Service	\$0	\$0	\$0	\$0	\$0	\$0	\$0	\$0
Operating Revenue	-	-	-	-	-	-	-	-
GENERAL FUND REQUIREMENT	\$0	\$0	\$0	\$0	\$0	\$0	\$0	\$0



Landfill Liners



Lead Agency

Public Works

Project Description

Installation of landfill liners is required to complete the liner systems at the Prince William County Sanitary Landfill.

Service Impact

- **Protecting Public Health** - The landfill liners will protect public health and the environment by reducing groundwater contamination.
- **Address Virginia Solid Waste Regulations** - The regulations mandate that liners be installed in all new landfill cells.
- **Phase I Cell** - The life of the Phase I cell (Parts 1, 2, 3 and 4) was filled to capacity in February 2011.
- **Phase II Cell** - The life of the Phase II and III cells is estimated to last until 2033.

Funding Sources

- **Solid Waste fee revenue** will finance the installation of the liners through the solid waste reserve set-aside accounts and solid waste fee revenue.

Critical Milestones

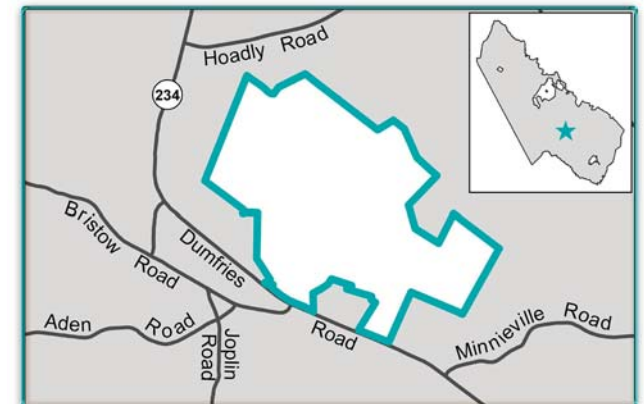
- **Design and construction drawings** for Phase II were completed in FY 10.
- **Construction** of Phase IIA was completed in October 2011 (FY 12).
- **Design and construction drawings** for Phase IIB were completed in FY 12.

Strategic Plan Impact

- | | |
|--|--------------------------------------|
| <input type="radio"/> Economic Development/ Transportation | <input type="radio"/> Human Services |
| <input type="radio"/> Education | <input type="radio"/> Public Safety |

Comprehensive Plan Impact

- | | |
|--|--|
| <input type="radio"/> Cultural Resources | <input type="radio"/> Police |
| <input type="radio"/> Economic Development | <input type="radio"/> Potable Water |
| <input checked="" type="radio"/> Environment | <input type="radio"/> Schools |
| <input type="radio"/> Fire & Rescue | <input type="radio"/> Sewer |
| <input type="radio"/> Land Use | <input type="radio"/> Telecommunications |
| <input type="radio"/> Libraries | <input type="radio"/> Transportation |
| <input type="radio"/> Parks & Open Space | |



FUNDING SOURCES	Total Project Estimate	Prior Years' Actual	Current Year	CIP							Future Years	
				FY 13	FY 14	FY 15	FY 16	FY 17	FY 18	FY 13-18		
Proffers/General Fund	-	-	-	-	-	-	-	-	-	-	-	-
Delinquent Taxes	-	-	-	-	-	-	-	-	-	-	-	-
Fire Levy	-	-	-	-	-	-	-	-	-	-	-	-
Solid Waste Fees	12,200,000	-	3,800,000	250,000	3,550,000	-	-	500,000	4,100,000	8,400,000	-	-
Stormwater Management Fees	-	-	-	-	-	-	-	-	-	-	-	-
Debt	-	-	-	-	-	-	-	-	-	-	-	-
Fuel Tax	-	-	-	-	-	-	-	-	-	-	-	-
State/Federal	-	-	-	-	-	-	-	-	-	-	-	-
Proffers Identified	-	-	-	-	-	-	-	-	-	-	-	-
Proffers Projected	-	-	-	-	-	-	-	-	-	-	-	-
Other	-	-	-	-	-	-	-	-	-	-	-	-
TOTAL	\$12,200,000	\$0	\$3,800,000	\$250,000	\$3,550,000	\$0	\$0	\$500,000	\$4,100,000	\$8,400,000	\$0	\$0

COST CATEGORIES	Total Project Estimate	Prior Years' Actual	Current Year	CIP							Future Years	
				FY 13	FY 14	FY 15	FY 16	FY 17	FY 18	FY 13-18		
Planning	-	-	-	-	-	-	-	-	-	-	-	-
Property Acquisition	-	-	-	-	-	-	-	-	-	-	-	-
Design	1,000,000	-	250,000	250,000	-	-	-	500,000	-	750,000	-	-
Construction/Utility Relocation	10,250,000	-	3,250,000	-	3,250,000	-	-	-	3,750,000	7,000,000	-	-
Project Management	950,000	-	300,000	-	300,000	-	-	-	350,000	650,000	-	-
Construction Management	-	-	-	-	-	-	-	-	-	-	-	-
Occupancy	-	-	-	-	-	-	-	-	-	-	-	-
Telecommunications	-	-	-	-	-	-	-	-	-	-	-	-
Debt Issuance Costs	-	-	-	-	-	-	-	-	-	-	-	-
Project Contingency	-	-	-	-	-	-	-	-	-	-	-	-
TOTAL	\$12,200,000	\$0	\$3,800,000	\$250,000	\$3,550,000	\$0	\$0	\$500,000	\$4,100,000	\$8,400,000	\$0	\$0
BALANCE	\$0	\$0	\$0	\$0	\$0	\$0	\$0	\$0	\$0	\$0	\$0	\$0

APPROPRIATIONS	Appropriated Project Budget	Appropriations							Future Years	
		FY 13	FY 14	FY 15	FY 16	FY 17	FY 18	FY 13-18		
Revenues	12,200,000									
Expenditures	12,200,000									
Unappropriated Revenues	-	-	-	-	-	-	-	-	-	53,800,000
Unappropriated Expenditures	-	-	-	-	-	-	-	-	-	53,800,000

OPERATING IMPACTS	Current Year	CIP						
		FY 13	FY 14	FY 15	FY 16	FY 17	FY 18	FY 13-18
Facility Operating Cost	-	-	-	-	-	-	-	-
Program Operating Cost	-	-	-	-	-	-	-	-
Total Operating Cost	\$0	\$0	\$0	\$0	\$0	\$0	\$0	\$0
Debt Service	-	-	-	-	-	-	-	-
Total Operating and Debt Service	\$0	\$0	\$0	\$0	\$0	\$0	\$0	\$0
Operating Revenue	-	-	-	-	-	-	-	-
GENERAL FUND REQUIREMENT	\$0	\$0	\$0	\$0	\$0	\$0	\$0	\$0



Landfill Wetlands Mitigation

Lead Agency

Public Works

Project Description

Relocation of wetlands within Phases II and III of the Prince William County Sanitary Landfill is necessary to gain acreage and maximize waste capacity of landfill cells. Compensation for wetland impacts will be provided through the creation of 4.9 acres of palustrine emergent wetlands, the on-site relocation of 3,778 linear feet of stream channel, the on-site restoration of 14.9 acres of riparian buffer and 17.8 acres of associated riparian buffer in accordance with plans and permits approved by the Virginia Department of Environmental Quality.

Service Impact

- **Improve Water Quality** - The mitigation will provide improved wetland areas, thereby improving water quality, public health and the environment.
- **Address Virginia State Water Control Laws and Regulations** - The laws and regulations mandate compensation for wetland impacts.
- **Phase II and III Cells** - The life of the Phase II and III cells will be increased by 8 years, allowing them to be used until 2033.

Funding Sources

- **Solid Waste fee revenue** will fund the wetland mitigation through solid waste fees and solid waste reserve accounts.

Critical Milestones

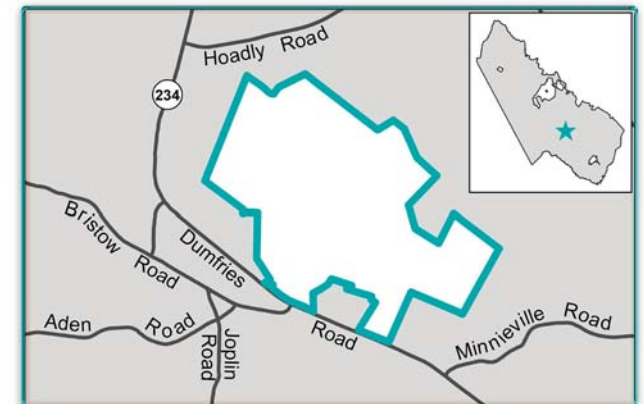
- **Design and permitting** was completed in FY 11.
- **Construction** is planned to be done in phases beginning in FY 12 and completed in FY 17.

Strategic Plan Impact

- | | |
|--|--------------------------------------|
| <input type="radio"/> Economic Development/ Transportation | <input type="radio"/> Human Services |
| <input type="radio"/> Education | <input type="radio"/> Public Safety |

Comprehensive Plan Impact

- | | |
|--|--|
| <input type="radio"/> Cultural Resources | <input type="radio"/> Police |
| <input type="radio"/> Economic Development | <input type="radio"/> Potable Water |
| <input checked="" type="radio"/> Environment | <input type="radio"/> Schools |
| <input type="radio"/> Fire & Rescue | <input type="radio"/> Sewer |
| <input type="radio"/> Land Use | <input type="radio"/> Telecommunications |
| <input type="radio"/> Libraries | <input type="radio"/> Transportation |
| <input type="radio"/> Parks & Open Space | |



FUNDING SOURCES	Total Project Estimate	Prior Years' Actual	Current Year	CIP							Future Years	
				FY 13	FY 14	FY 15	FY 16	FY 17	FY 18	FY 13-18		
Proffers/General Fund	-	-	-	-	-	-	-	-	-	-	-	-
Delinquent Taxes	-	-	-	-	-	-	-	-	-	-	-	-
Fire Levy	-	-	-	-	-	-	-	-	-	-	-	-
Solid Waste Fees	3,850,000	50,000	300,000	300,000	300,000	300,000	1,300,000	1,300,000	-	3,500,000	-	-
Stormwater Management Fees	-	-	-	-	-	-	-	-	-	-	-	-
Debt	-	-	-	-	-	-	-	-	-	-	-	-
Fuel Tax	-	-	-	-	-	-	-	-	-	-	-	-
State/Federal	-	-	-	-	-	-	-	-	-	-	-	-
Proffers Identified	-	-	-	-	-	-	-	-	-	-	-	-
Proffers Projected	-	-	-	-	-	-	-	-	-	-	-	-
Other	-	-	-	-	-	-	-	-	-	-	-	-
TOTAL	\$3,850,000	\$50,000	\$300,000	\$300,000	\$300,000	\$300,000	\$1,300,000	\$1,300,000	\$0	\$3,500,000	\$0	\$0

COST CATEGORIES	Total Project Estimate	Prior Years' Actual	Current Year	CIP							Future Years	
				FY 13	FY 14	FY 15	FY 16	FY 17	FY 18	FY 13-18		
Planning	-	-	-	-	-	-	-	-	-	-	-	-
Property Acquisition	-	-	-	-	-	-	-	-	-	-	-	-
Design	50,000	50,000	-	-	-	-	-	-	-	-	-	-
Construction/Utility Relocation	3,000,000	-	250,000	250,000	250,000	250,000	1,000,000	1,000,000	-	2,750,000	-	-
Project Management	800,000	-	50,000	50,000	50,000	50,000	300,000	300,000	-	750,000	-	-
Construction Management	-	-	-	-	-	-	-	-	-	-	-	-
Occupancy	-	-	-	-	-	-	-	-	-	-	-	-
Telecommunications	-	-	-	-	-	-	-	-	-	-	-	-
Debt Issuance Costs	-	-	-	-	-	-	-	-	-	-	-	-
Project Contingency	-	-	-	-	-	-	-	-	-	-	-	-
TOTAL	\$3,850,000	\$50,000	\$300,000	\$300,000	\$300,000	\$300,000	\$1,300,000	\$1,300,000	\$0	\$3,500,000	\$0	\$0
BALANCE	\$0	\$0	\$0	\$0	\$0	\$0	\$0	\$0	\$0	\$0	\$0	\$0

APPROPRIATIONS	Appropriated Project Budget	Appropriations							Future Years	
		FY 13	FY 14	FY 15	FY 16	FY 17	FY 18	FY 13-18		
Revenues	350,000									
Expenditures	350,000									
Unappropriated Revenues	(3,500,000)	300,000	300,000	300,000	1,300,000	1,300,000	-	3,500,000	-	-
Unappropriated Expenditures	(3,500,000)	300,000	300,000	300,000	1,300,000	1,300,000	-	3,500,000	-	-

OPERATING IMPACTS	Current Year	CIP						
		FY 13	FY 14	FY 15	FY 16	FY 17	FY 18	FY 13-18
Facility Operating Cost	-	-	-	-	-	-	-	-
Program Operating Cost	-	-	-	-	-	-	-	-
Total Operating Cost	\$0	\$0	\$0	\$0	\$0	\$0	\$0	\$0
Debt Service	-	-	-	-	-	-	-	-
Total Operating and Debt Service	\$0	\$0	\$0	\$0	\$0	\$0	\$0	\$0
Operating Revenue	-	-	-	-	-	-	-	-
GENERAL FUND REQUIREMENT	\$0	\$0	\$0	\$0	\$0	\$0	\$0	\$0



Recycling Building Expansion



Lead Agency

Public Works

Project Description

The current recycling facility is located at the Prince William County Sanitary Landfill. This project will provide a covered area for storing recyclable materials, reducing wind blown debris and improving the overall quality of the material for sale.

Service Impact

- **Improve Quality of Recyclable Material** - The project will fund improvements that will improve the quality of stored recyclable materials.

Funding Sources

- **Solid Waste fee revenue** will fund this project and there is no impact to the general fund.

- This is a **one-time project** and annual operating costs, if any, will be covered by Solid Waste revenues. The operation of this facility is outsourced to a private contractor.

Critical Milestones

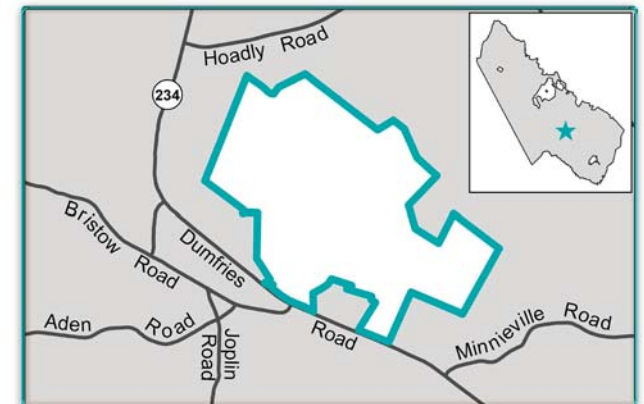
- **Project design and permitting** is scheduled for FY 13.
- **Project bidding and construction** is scheduled for FY 14.

Strategic Plan Impact

- | | |
|---|--------------------------------------|
| <input type="radio"/> Economic Development/Transportation | <input type="radio"/> Human Services |
| <input type="radio"/> Education | <input type="radio"/> Public Safety |

Comprehensive Plan Impact

- | | |
|--|--|
| <input type="radio"/> Cultural Resources | <input type="radio"/> Police |
| <input type="radio"/> Economic Development | <input type="radio"/> Potable Water |
| <input checked="" type="radio"/> Environment | <input type="radio"/> Schools |
| <input type="radio"/> Fire & Rescue | <input type="radio"/> Sewer |
| <input type="radio"/> Land Use | <input type="radio"/> Telecommunications |
| <input type="radio"/> Libraries | <input type="radio"/> Transportation |
| <input type="radio"/> Parks & Open Space | |



FUNDING SOURCES	Total Project Estimate	Prior Years' Actual	Current Year	CIP							Future Years
				FY 13	FY 14	FY 15	FY 16	FY 17	FY 18	FY 13-18	
Proffers/General Fund	-	-	-	-	-	-	-	-	-	-	-
Delinquent Taxes	-	-	-	-	-	-	-	-	-	-	-
Fire Levy	-	-	-	-	-	-	-	-	-	-	-
Solid Waste Fees	750,000	-	-	75,000	675,000	-	-	-	-	750,000	-
Stormwater Management Fees	-	-	-	-	-	-	-	-	-	-	-
Debt	-	-	-	-	-	-	-	-	-	-	-
Fuel Tax	-	-	-	-	-	-	-	-	-	-	-
State/Federal	-	-	-	-	-	-	-	-	-	-	-
Proffers Identified	-	-	-	-	-	-	-	-	-	-	-
Proffers Projected	-	-	-	-	-	-	-	-	-	-	-
Other	-	-	-	-	-	-	-	-	-	-	-
TOTAL	\$750,000	\$0	\$0	\$75,000	\$675,000	\$0	\$0	\$0	\$0	\$750,000	\$0

COST CATEGORIES											
Planning	-	-	-	-	-	-	-	-	-	-	-
Property Acquisition	-	-	-	-	-	-	-	-	-	-	-
Design	75,000	-	-	75,000	-	-	-	-	-	75,000	-
Construction/Utility Relocation	675,000	-	-	-	675,000	-	-	-	-	675,000	-
Project Management	-	-	-	-	-	-	-	-	-	-	-
Construction Management	-	-	-	-	-	-	-	-	-	-	-
Occupancy	-	-	-	-	-	-	-	-	-	-	-
Telecommunications	-	-	-	-	-	-	-	-	-	-	-
Debt Issuance Costs	-	-	-	-	-	-	-	-	-	-	-
Project Contingency	-	-	-	-	-	-	-	-	-	-	-
TOTAL	\$750,000	\$0	\$0	\$75,000	\$675,000	\$0	\$0	\$0	\$0	\$750,000	\$0
BALANCE	\$0	\$0	\$0	\$0	\$0	\$0	\$0	\$0	\$0	\$0	\$0

APPROPRIATIONS	Appropriated Project Budget	Appropriations							Future Years
		FY 13	FY 14	FY 15	FY 16	FY 17	FY 18	FY 13-18	
Revenues	-								
Expenditures	-								
Unappropriated Revenues	(750,000)	75,000	675,000	-	-	-	-	750,000	-
Unappropriated Expenditures	(750,000)	75,000	675,000	-	-	-	-	750,000	-

OPERATING IMPACTS	Current Year	CIP						
		FY 13	FY 14	FY 15	FY 16	FY 17	FY 18	FY 13-18
Facility Operating Cost	-	-	-	-	-	-	-	-
Program Operating Cost	-	-	-	-	-	-	-	-
Total Operating Cost	\$0	\$0	\$0	\$0	\$0	\$0	\$0	\$0
Debt Service	-	-	-	-	-	-	-	-
Total Operating and Debt Service	\$0	\$0	\$0	\$0	\$0	\$0	\$0	\$0
Operating Revenue	-	-	-	-	-	-	-	-
GENERAL FUND REQUIREMENT	\$0	\$0	\$0	\$0	\$0	\$0	\$0	\$0



Cable Equipment



Lead Agency

Executive Management/Information Technology

Project Description

This project is made possible by cable franchise agreements between the County and the local cable television providers: Comcast Cablevision of Virginia, Inc., Comcast of Georgia/Virginia, Inc., Gatehouse Networks and Verizon South. Cable equipment funding is one percent of the gross revenues generated in Prince William County by the cable operators. Use of this revenue stream is restricted to cable-related capital needs which may include new and replacement cameras, projection equipment, cable-related software and facilities necessary to carry educational and government cable programming.

Service Impact

➤ **The Government Access Channel** provides general government programs to cable subscribers. Information is broadcast in the form of bulletin board messages, original programs, public service announcements, Board of County Supervisor

meetings (both live and rebroadcast) and other programming obtained from outside sources.

- **Prince William County Schools Education Access Channel** provides Prince William County Schools with the opportunity to broadcast educational and informational programming related to the County School Division.
- **The College and University Access Channel** provides George Mason University and Northern Virginia Community College with the ability to broadcast classes to cable television subscribers.

Funding Sources

- **Cable Franchise Capital Grant** - The County's cable franchise agreement, negotiated in 2003 with Comcast, in 2004 with Gatehouse and in 2006 with Verizon provides capital funding for this project annually through 2018.

Critical Milestones

- **Upgrades** of the County's government cameras, editing equipment and editing software are planned annually.
 - **Updating and outfitting** studio space in Chinn Library occurred in FY 12 to make the studio more functional and efficient for producing television shows.
 - **New video equipment** was purchased in FY 12, to include filming, editing and broadcast equipment.

Strategic Plan Impact

- Economic Development/Transportation
- Education
- Human Services
- Public Safety

Comprehensive Plan Impact

- Cultural Resources
- Economic Development
- Environment
- Fire & Rescue
- Land Use
- Libraries
- Parks & Open Space
- Police
- Potable Water
- Schools
- Sewer
- Telecommunications
- Transportation

FUNDING SOURCES	Total Project Estimate	Prior Years' Actual	Current Year	CIP							Future Years	
				FY 13	FY 14	FY 15	FY 16	FY 17	FY 18	FY 13 - 18		
Proffers/General Fund	-	-	-	-	-	-	-	-	-	-	-	-
Delinquent Taxes	-	-	-	-	-	-	-	-	-	-	-	-
Fire Levy	-	-	-	-	-	-	-	-	-	-	-	-
Solid Waste Fees	-	-	-	-	-	-	-	-	-	-	-	-
Stormwater Management Fees	-	-	-	-	-	-	-	-	-	-	-	-
Debt	-	-	-	-	-	-	-	-	-	-	-	-
Fuel Tax	-	-	-	-	-	-	-	-	-	-	-	-
State/Federal	-	-	-	-	-	-	-	-	-	-	-	-
Proffers Identified	-	-	-	-	-	-	-	-	-	-	-	-
Proffers Projected	-	-	-	-	-	-	-	-	-	-	-	-
Other	6,265,084	2,060,497	582,928	707,019	582,928	582,928	582,928	582,928	582,928	3,621,659	-	
TOTAL	\$6,265,084	\$2,060,497	\$582,928	\$707,019	\$582,928	\$582,928	\$582,928	\$582,928	\$582,928	\$3,621,659	\$0	
COST CATEGORIES												
Transfer to Schools	4,277,566	1,199,959	429,598	500,019	429,598	429,598	429,598	429,598	429,598	2,648,009	-	
Cable Equip & Video Streaming	277,411	277,411	-	-	-	-	-	-	-	-	-	
GMU/NVCC	299,944	89,944	30,000	30,000	30,000	30,000	30,000	30,000	30,000	180,000	-	
Equipment Refresh	576,584	76,740	58,500	148,844	58,500	58,500	58,500	58,500	58,500	441,344	-	
Granicus Contract	183,620	38,866	19,433	28,156	19,433	19,433	19,433	19,433	19,433	125,321	-	
-	-	-	-	-	-	-	-	-	-	-	-	
-	-	-	-	-	-	-	-	-	-	-	-	
-	-	-	-	-	-	-	-	-	-	-	-	
-	-	-	-	-	-	-	-	-	-	-	-	
-	-	-	-	-	-	-	-	-	-	-	-	
TOTAL	\$5,615,125	\$1,682,920	\$537,531	\$707,019	\$537,531	\$537,531	\$537,531	\$537,531	\$537,531	\$3,394,674	\$0	
BALANCE	\$649,959	\$377,577	\$45,397	\$0	\$45,397	\$45,397	\$45,397	\$45,397	\$45,397	\$226,985	\$0	

APPROPRIATIONS	Appropriated Project Budget	Appropriations							Future Years	
		FY 13	FY 14	FY 15	FY 16	FY 17	FY 18	FY 13 - 18		
Revenues	2,643,425									
Expenditures	2,643,425									
Unappropriated Revenues	(3,621,659)	582,928	582,928	582,928	582,928	582,928	582,928	3,497,568	-	
Unappropriated Expenditures	(2,971,700)	537,531	537,531	537,531	537,531	537,531	537,531	3,225,186	-	

OPERATING IMPACTS	Current Year	CIP						
		FY 13	FY 14	FY 15	FY 16	FY 17	FY 18	FY 13 - 18
Facility Operating Cost	-	-	-	-	-	-	-	-
Program Operating Cost	-	-	-	-	-	-	-	-
Total Operating Cost	\$0	\$0	\$0	\$0	\$0	\$0	\$0	\$0
Debt Service	-	-	-	-	-	-	-	-
Total Operating and Debt Service	\$0	\$0	\$0	\$0	\$0	\$0	\$0	\$0
Operating Revenue	-	-	-	-	-	-	-	-
GENERAL FUND REQUIREMENT	\$0	\$0	\$0	\$0	\$0	\$0	\$0	\$0



800 MHz Radio Communications System

Lead Agency

Fire and Rescue /Information Technology

Project Description

The current 800 MHz Public Safety Radio Infrastructure Platform reaches the end of its service life in FY 13 (end of contracted vendor service support and guaranteed replacement parts availability.) This project includes the replacement and technology update to the County’s 800 MHz Public Safety Radio System Infrastructure (Fixed Network Equipment) and a new microwave link at the Western District Police Station to support the new 800 MHz equipment.

Service Impact

- **The 800 MHz system** provides primary voice communications for all public safety agencies. This includes, but is not limited to, the Public Safety Communications Center, Police and Fire and Rescue. This critical communication ensures that the appropriate resources arrive on the scene of emergency calls for service in the timeliest manner.
- **The system** is also used for public service including the School Board and Development Services. These services depend on this system as a primary means of communication between field personnel/ resources and control centers/headquarters.
- **The 800 MHz system** averages 9,500 individual communications daily.

- **Currently there are a total of 4,400 radios** in use in the system which includes 1,420 law enforcement, 1,450 fire and rescue and 1,530 public service agency subscribers.

Funding Sources

- **Technology Capital Projects Fund Balance** provides \$245,000 in project planning funds.
- **Capital Reserve** provides \$18 million in project funding.
- **Fire Levy** provides \$4 million in project funding.

Critical Milestones

- **Completed new system design and budgetary analysis** in FY 11.
- **Issued request for proposals** in FY 11.
- **Vendor selections** commenced contract negotiations in FY 11.
- **Contract approval** in FY 12.
- **Acceptance testing and system cutover** in FY 14.

Strategic Plan Impact

- Economic Development/Transportation
- Human Services
- Education
- Public Safety

Comprehensive Plan Impact

- Cultural Resources
- Economic Development
- Environment
- Fire & Rescue
- Land Use
- Libraries
- Parks & Open Space
- Police
- Potable Water
- Schools
- Sewer
- Telecommunications
- Transportation

FUNDING SOURCES	Total Project Estimate	Prior Years' Actual	Current Year	CIP							Future Years	
				FY 13	FY 14	FY 15	FY 16	FY 17	FY 18	FY 13 - 18		
Proffers/General Fund	-	-	-	-	-	-	-	-	-	-	-	-
Capital Reserve	18,000,000	-	18,000,000	-	-	-	-	-	-	-	-	-
Fire Levy	4,000,000	-	4,000,000	-	-	-	-	-	-	-	-	-
E-911	-	-	-	-	-	-	-	-	-	-	-	-
ISF Cap Proj Fund Balance	245,000	245,000	-	-	-	-	-	-	-	-	-	-
Technology Reserve	-	-	-	-	-	-	-	-	-	-	-	-
State/Federal	-	-	-	-	-	-	-	-	-	-	-	-
Proffers Identified	-	-	-	-	-	-	-	-	-	-	-	-
Proffers Projected	-	-	-	-	-	-	-	-	-	-	-	-
Other	-	-	-	-	-	-	-	-	-	-	-	-
TOTAL	\$22,245,000	\$245,000	\$22,000,000	\$0	\$0	\$0	\$0	\$0	\$0	\$0	\$0	\$0

COST CATEGORIES

Project Management	270,000	-	270,000	-	-	-	-	-	-	-	-	-
Systems Requirements	126,000	89,000	37,000	-	-	-	-	-	-	-	-	-
System Planning & Analysis	156,000	156,000	-	-	-	-	-	-	-	-	-	-
Systems Design	-	-	-	-	-	-	-	-	-	-	-	-
System Development, Deployment & Testing	20,693,000	-	20,693,000	-	-	-	-	-	-	-	-	-
Operations, Maintenance & Evaluation	1,000,000	-	1,000,000	-	-	-	-	-	-	-	-	-
	-	-	-	-	-	-	-	-	-	-	-	-
	-	-	-	-	-	-	-	-	-	-	-	-
TOTAL	\$22,245,000	\$245,000	\$22,000,000	\$0	\$0	\$0	\$0	\$0	\$0	\$0	\$0	\$0
BALANCE	\$0	\$0	\$0	\$0	\$0	\$0	\$0	\$0	\$0	\$0	\$0	\$0

APPROPRIATIONS	Appropriated Project Budget	Appropriations							Future Years	
		FY 13	FY 14	FY 15	FY 16	FY 17	FY 18	FY 13 - 18		
Revenues	22,245,000									
Expenditures	22,245,000									
Unappropriated Revenues	-	-	-	-	-	-	-	-	-	-
Unappropriated Expenditures	-	-	-	-	-	-	-	-	-	-

OPERATING IMPACTS	Current Year	CIP						
		FY 13	FY 14	FY 15	FY 16	FY 17	FY 18	FY 13 - 18
Facility Operating Cost	-	-	-	-	-	-	-	-
Program Operating Cost	-	-	-	848,462	870,531	893,298	916,683	3,528,974
Total Operating Cost	\$0	\$0	\$0	\$848,462	\$870,531	\$893,298	\$916,683	\$3,528,974
Debt Service	-	-	-	-	-	-	-	-
Total Operating and Debt Service	\$0	\$0	\$0	\$848,462	\$870,531	\$893,298	\$916,683	\$3,528,974
Operating Revenue	-	-	-	-	-	-	-	-
GENERAL FUND REQUIREMENT	\$0	\$0	\$0	\$848,462	\$870,531	\$893,298	\$916,683	\$3,528,974



Adult Detention Center Electronic Medical Records System

Lead Agency

Adult Detention Center/Information Technology

Project Description

The medical and mental health records for the Adult Detention Center (ADC) are being automated. This new software will provide electronic medical, mental health and dental records, which will be accessible from multiple locations.

Service Impact

- **Increased efficiency** due to automating filing, statistical reporting and medical charts.
- **Improved staff accountability/productivity** with computerized date, time and staff identification.
- **Increased staff time** for patient care.

Funding Sources

- **ADC Fund Balance** provides \$250,000 for implementation.

Critical Milestones

- **Establish requirements** in FY 13.
- **Issue RFP/contract** in FY 14.
- **Implement system** in FY 14.

- **Test system** in FY 14.
- **Accept system** in FY 14.

Strategic Plan Impact

- | | |
|---|--|
| <input type="radio"/> Economic Development/Transportation | <input type="radio"/> Human Services |
| <input type="radio"/> Education | <input checked="" type="radio"/> Public Safety |


Comprehensive Plan Impact

- | | |
|--|--|
| <input type="radio"/> Cultural Resources | <input type="radio"/> Police |
| <input type="radio"/> Economic Development | <input type="radio"/> Potable Water |
| <input type="radio"/> Environment | <input type="radio"/> Schools |
| <input type="radio"/> Fire & Rescue | <input type="radio"/> Sewer |
| <input type="radio"/> Land Use | <input type="radio"/> Telecommunications |
| <input type="radio"/> Libraries | <input type="radio"/> Transportation |
| <input type="radio"/> Parks & Open Space | |

FUNDING SOURCES	Total Project Estimate	Prior Years' Actual	Current Year	CIP							Future Years	
				FY 13	FY 14	FY 15	FY 16	FY 17	FY 18	FY 13 - 18		
Proffers/General Fund	-	-	-	-	-	-	-	-	-	-	-	-
Capital Reserve	-	-	-	-	-	-	-	-	-	-	-	-
Fire Levy	-	-	-	-	-	-	-	-	-	-	-	-
E-911	-	-	-	-	-	-	-	-	-	-	-	-
ISF Cap Proj Fund Balance	-	-	-	-	-	-	-	-	-	-	-	-
Technology Reserve	-	-	-	-	-	-	-	-	-	-	-	-
State/Federal	-	-	-	-	-	-	-	-	-	-	-	-
Proffers Identified	-	-	-	-	-	-	-	-	-	-	-	-
Proffers Projected	-	-	-	-	-	-	-	-	-	-	-	-
ADC Fund Balance	250,000	-	-	-	250,000	-	-	-	-	-	250,000	-
TOTAL	\$250,000	\$0	\$0	\$0	\$250,000	\$0	\$0	\$0	\$0	\$0	\$250,000	\$0
COST CATEGORIES												
Project Management	-	-	-	-	-	-	-	-	-	-	-	-
Systems Requirements	-	-	-	-	-	-	-	-	-	-	-	-
System Planning & Analysis	-	-	-	-	-	-	-	-	-	-	-	-
Systems Design	-	-	-	-	-	-	-	-	-	-	-	-
System Development, Deployment & Testing	250,000	-	-	-	250,000	-	-	-	-	-	250,000	-
Operations, Maintenance & Evaluation	-	-	-	-	-	-	-	-	-	-	-	-
TOTAL	\$250,000	\$0	\$0	\$0	\$250,000	\$0	\$0	\$0	\$0	\$0	\$250,000	\$0
BALANCE	\$0	\$0	\$0	\$0	\$0	\$0	\$0	\$0	\$0	\$0	\$0	\$0

APPROPRIATIONS	Appropriated Project Budget	Appropriations							Future Years
		FY 13	FY 14	FY 15	FY 16	FY 17	FY 18	FY 13 - 18	
Revenues	-	-	-	-	-	-	-	-	-
Expenditures	-	-	-	-	-	-	-	-	-
Unappropriated Revenues	(250,000)	-	250,000	-	-	-	-	-	250,000
Unappropriated Expenditures	(250,000)	-	250,000	-	-	-	-	-	250,000

OPERATING IMPACTS	Current Year	CIP						
		FY 13	FY 14	FY 15	FY 16	FY 17	FY 18	FY 13 - 18
Facility Operating Cost	-	-	-	-	-	-	-	-
Program Operating Cost	-	-	-	46,000	47,380	48,801	50,265	192,447
Total Operating Cost	\$0	\$0	\$0	\$46,000	\$47,380	\$48,801	\$50,265	\$192,447
Debt Service	-	-	-	-	-	-	-	-
Total Operating and Debt Service	\$0	\$0	\$0	\$46,000	\$47,380	\$48,801	\$50,265	\$192,447
Operating Revenue	-	-	-	-	-	-	-	-
GENERAL FUND REQUIREMENT	\$0	\$0	\$0	\$46,000	\$47,380	\$48,801	\$50,265	\$192,447



Adult Detention Center Information Management System

Lead Agency

Adult Detention Center/Information Technology

Project Description

The Adult Detention Center Information Management System manages booking and digital mug shots (digital photos of inmates at intake and release), arrest charges and sentence information. The information managed also includes inmate transfers and cell assignment, inmate accounts and work-release activity. The current system was installed in 2000 and underwent upgrades in 2003 and 2007 and will reach end of life in FY 15.

Service Impact

- **This project** will properly maintain the Adult Detention Center's information management system.

Funding Sources

- **Technology Reserve** provides \$87,604 for this project.
- **General Fund** provides \$1 million for implementation.

Critical Milestones

- **System implementation and acceptance** is scheduled for FY 15.

Strategic Plan Impact

- | | |
|---|--|
| <input type="radio"/> Economic Development/Transportation | <input type="radio"/> Human Services |
| <input type="radio"/> Education | <input checked="" type="radio"/> Public Safety |

Comprehensive Plan Impact

- | | |
|--|--|
| <input type="radio"/> Cultural Resources | <input checked="" type="radio"/> Police |
| <input type="radio"/> Economic Development | <input type="radio"/> Potable Water |
| <input type="radio"/> Environment | <input type="radio"/> Schools |
| <input type="radio"/> Fire & Rescue | <input type="radio"/> Sewer |
| <input type="radio"/> Land Use | <input type="radio"/> Telecommunications |
| <input type="radio"/> Libraries | <input type="radio"/> Transportation |
| <input type="radio"/> Parks & Open Space | |

FUNDING SOURCES	Total Project Estimate	Prior Years' Actual	Current Year	CIP								Future Years
				FY 13	FY 14	FY 15	FY 16	FY 17	FY 18	FY 13 - 18		
Proffers/General Fund	1,000,000	-	-	-	-	1,000,000	-	-	-	-	1,000,000	-
Capital Reserve	-	-	-	-	-	-	-	-	-	-	-	-
Fire Levy	-	-	-	-	-	-	-	-	-	-	-	-
E-911	-	-	-	-	-	-	-	-	-	-	-	-
ISF Cap Proj Fund Balance	-	-	-	-	-	-	-	-	-	-	-	-
Technology Reserve	87,604	-	87,604	-	-	-	-	-	-	-	-	-
State/Federal	-	-	-	-	-	-	-	-	-	-	-	-
Proffers Identified	-	-	-	-	-	-	-	-	-	-	-	-
Proffers Projected	-	-	-	-	-	-	-	-	-	-	-	-
Other	-	-	-	-	-	-	-	-	-	-	-	-
TOTAL	\$1,087,604	\$0	\$87,604	\$0	\$0	\$1,000,000	\$0	\$0	\$0	\$0	\$1,000,000	\$0

COST CATEGORIES

Project Management	-	-	-	-	-	-	-	-	-	-	-	-
Systems Requirements	-	-	-	-	-	-	-	-	-	-	-	-
System Planning & Analysis	-	-	-	-	-	-	-	-	-	-	-	-
Systems Design	-	-	-	-	-	-	-	-	-	-	-	-
System Development, Deployment & Testing	1,087,604	-	87,604	-	-	1,000,000	-	-	-	-	1,000,000	-
Operations, Maintenance & Evaluation	-	-	-	-	-	-	-	-	-	-	-	-
TOTAL	\$1,087,604	\$0	\$87,604	\$0	\$0	\$1,000,000	\$0	\$0	\$0	\$0	\$1,000,000	\$0
BALANCE	\$0	\$0	\$0	\$0	\$0	\$0	\$0	\$0	\$0	\$0	\$0	\$0

APPROPRIATIONS	Appropriated Project Budget	Appropriations								Future Years
		FY 13	FY 14	FY 15	FY 16	FY 17	FY 18	FY 13 - 18		
Revenues	87,604									
Expenditures	87,604									
Unappropriated Revenues	(1,000,000)	-	-	1,000,000	-	-	-	-	1,000,000	-
Unappropriated Expenditures	(1,000,000)	-	-	1,000,000	-	-	-	-	1,000,000	-

OPERATING IMPACTS	Current Year	CIP							
		FY 13	FY 14	FY 15	FY 16	FY 17	FY 18	FY 13 - 18	
Facility Operating Cost	-	-	-	-	-	-	-	-	-
Program Operating Cost	-	-	-	-	-	-	-	-	-
Total Operating Cost	\$0	\$0	\$0	\$0	\$0	\$0	\$0	\$0	\$0
Debt Service	-	-	-	-	-	-	-	-	-
Total Operating and Debt Service	\$0	\$0	\$0	\$0	\$0	\$0	\$0	\$0	\$0
Operating Revenue	-	-	-	-	-	-	-	-	-
GENERAL FUND REQUIREMENT	\$0	\$0	\$0	\$0	\$0	\$0	\$0	\$0	\$0



Community Services Information Management System

Lead Agency

Community Services /Information Technology

Project Description

The Community Services Information Management System manages patient scheduling, clinical document management, patient medical records, clinical evaluation notes, medication documentation, insurance billing and State reporting. The system needs several upgrades and enhancements to ensure security of personal information data and to meet state mandated reporting requirements.

Service Impact

- **Timely production** of fiscal and performance data.
- **Adherence** with State mandated reporting requirements.

Funding Sources

- **General Fund** provides \$975,000 for project implementation.

Critical Milestones

- **System design** is scheduled to begin in FY 13.
- **Project completion** is scheduled for FY 14.

Strategic Plan Impact

- | | |
|--|---|
| <input type="radio"/> Economic Development/ Transportation | <input checked="" type="radio"/> Human Services |
| <input type="radio"/> Education | <input type="radio"/> Public Safety |

Comprehensive Plan Impact

- | | |
|--|--|
| <input type="radio"/> Cultural Resources | <input type="radio"/> Police |
| <input type="radio"/> Economic Development | <input type="radio"/> Potable Water |
| <input type="radio"/> Environment | <input type="radio"/> Schools |
| <input type="radio"/> Fire & Rescue | <input type="radio"/> Sewer |
| <input type="radio"/> Land Use | <input type="radio"/> Telecommunications |
| <input type="radio"/> Libraries | <input type="radio"/> Transportation |
| <input type="radio"/> Parks & Open Space | |

FUNDING SOURCES	Total Project Estimate	Prior Years' Actual	Current Year	CIP							Future Years	
				FY 13	FY 14	FY 15	FY 16	FY 17	FY 18	FY 13 - 18		
Proffers/General Fund	975,000	-	-	975,000	-	-	-	-	-	-	975,000	-
Capital Reserve	-	-	-	-	-	-	-	-	-	-	-	-
Fire Levy	-	-	-	-	-	-	-	-	-	-	-	-
E-911	-	-	-	-	-	-	-	-	-	-	-	-
ISF Fund Balance	-	-	-	-	-	-	-	-	-	-	-	-
Technology Reserve	-	-	-	-	-	-	-	-	-	-	-	-
TIP Capital Fund	-	-	-	-	-	-	-	-	-	-	-	-
State/Federal	-	-	-	-	-	-	-	-	-	-	-	-
Proffers Identified	-	-	-	-	-	-	-	-	-	-	-	-
Proffers Projected	-	-	-	-	-	-	-	-	-	-	-	-
Other	-	-	-	-	-	-	-	-	-	-	-	-
TOTAL	\$975,000	\$0	\$0	\$975,000	\$0	\$0	\$0	\$0	\$0	\$0	\$975,000	\$0
COST CATEGORIES												
Project Management	-	-	-	-	-	-	-	-	-	-	-	-
Systems Requirements	-	-	-	-	-	-	-	-	-	-	-	-
System Planning & Analysis	-	-	-	-	-	-	-	-	-	-	-	-
Systems Design	-	-	-	-	-	-	-	-	-	-	-	-
System Development, Deployment & Testing	975,000	-	-	975,000	-	-	-	-	-	-	975,000	-
Operations, Maintenance & Evaluation	-	-	-	-	-	-	-	-	-	-	-	-
TOTAL	\$975,000	\$0	\$0	\$975,000	\$0	\$0	\$0	\$0	\$0	\$0	\$975,000	\$0
BALANCE	\$0	\$0	\$0	\$0	\$0	\$0	\$0	\$0	\$0	\$0	\$0	\$0

APPROPRIATIONS	Appropriated Project Budget	Appropriations							Future Years
		FY 13	FY 14	FY 15	FY 16	FY 17	FY 18	FY 13 - 18	
Revenues	-	-	-	-	-	-	-	-	-
Expenditures	-	-	-	-	-	-	-	-	-
Unappropriated Revenues	(975,000)	975,000	-	-	-	-	-	975,000	-
Unappropriated Expenditures	(975,000)	975,000	-	-	-	-	-	975,000	-

OPERATING IMPACTS	Current Year	CIP						
		FY 13	FY 14	FY 15	FY 16	FY 17	FY 18	FY 13 - 18
Facility Operating Cost	-	-	-	-	-	-	-	-
Program Operating Cost	-	60,000	63,000	66,150	69,458	72,930	76,577	408,115
Total Operating Cost	\$0	\$60,000	\$63,000	\$66,150	\$69,458	\$72,930	\$76,577	\$408,115
Debt Service	-	-	-	-	-	-	-	-
Total Operating and Debt Service	\$0	\$60,000	\$63,000	\$66,150	\$69,458	\$72,930	\$76,577	\$408,115
Operating Revenue	-	-	-	-	-	-	-	-
GENERAL FUND REQUIREMENT	\$0	\$60,000	\$63,000	\$66,150	\$69,458	\$72,930	\$76,577	\$408,115



Computer-Aided Dispatch (CAD) System

Lead Agency

Public Safety Communications/Information Technology

Project Description

Computer-Aided Dispatch (CAD) is hardware and software infrastructure that processes calls and dispatch of Police, Fire and Emergency Medical Services (EMS). CAD interfaces with Police/Fire/EMS records management systems, mobile data, Westnet, E-911, pagers, SafetyPAD and 800MHz. The existing CAD system was accepted in 1999 and exceeds industry standards for replacement. During FY 10, Prince William County processed over 475,000 calls for service, of which nearly 175,000 were answered via E-911.

Service Impact

- **The effective management of calls** for service to the community is dependent on the computer-aided dispatch system.
- **The CAD system** is mission critical for public safety agencies in meeting emergency response, accurate reporting and dispatching and ensuring the health and safety of the community.

Funding Sources

- **Technology Capital Projects Fund Balance** provides \$150,000 in planning funds for this project.
- **E-911 funds** provide \$6.1 million for implementation.

Critical Milestones

- **Needs analysis and RFP development** completed in FY 11.
- **Candidate systems live test & demonstrations** in FY 12.
- **Site visits with current customers** of candidate systems FY 12.
- **Contractor negotiation & selection** in FY 12.
- **CAD test and system acceptance** in FY 14.
- **RMS test and system acceptance** in FY 15.

Strategic Plan Impact

- | | |
|---|--|
| <input type="radio"/> Economic Development/Transportation | <input type="radio"/> Human Services |
| <input type="radio"/> Education | <input checked="" type="radio"/> Public Safety |

Comprehensive Plan Impact


- | | |
|--|---|
| <input type="radio"/> Cultural Resources | <input checked="" type="radio"/> Police |
| <input type="radio"/> Economic Development | <input type="radio"/> Potable Water |
| <input type="radio"/> Environment | <input type="radio"/> Schools |
| <input checked="" type="radio"/> Fire & Rescue | <input type="radio"/> Sewer |
| <input type="radio"/> Land Use | <input checked="" type="radio"/> Telecommunications |
| <input type="radio"/> Libraries | <input type="radio"/> Transportation |
| <input type="radio"/> Parks & Open Space | |

FUNDING SOURCES	Total Project Estimate	Prior Years' Actual	Current Year	CIP								Future Years
				FY 13	FY 14	FY 15	FY 16	FY 17	FY 18	FY 13 - 18		
Proffers/General Fund	-	-	-	-	-	-	-	-	-	-	-	-
Capital Reserve	-	-	-	-	-	-	-	-	-	-	-	-
Fire Levy	-	-	-	-	-	-	-	-	-	-	-	-
E-911	6,100,000	-	6,100,000	-	-	-	-	-	-	-	-	-
ISF Fund Balance	150,000	150,000	-	-	-	-	-	-	-	-	-	-
Technology Reserve	-	-	-	-	-	-	-	-	-	-	-	-
State/Federal	-	-	-	-	-	-	-	-	-	-	-	-
Proffers Identified	-	-	-	-	-	-	-	-	-	-	-	-
Proffers Projected	-	-	-	-	-	-	-	-	-	-	-	-
Other	-	-	-	-	-	-	-	-	-	-	-	-
TOTAL	\$6,250,000	\$150,000	\$6,100,000	\$0	\$0	\$0	\$0	\$0	\$0	\$0	\$0	\$0

COST CATEGORIES												
	Total Project Estimate	Prior Years' Actual	Current Year	CIP								Future Years
				FY 13	FY 14	FY 15	FY 16	FY 17	FY 18	FY 13 - 18		
Project Management	-	-	-	-	-	-	-	-	-	-	-	-
Systems Requirements	-	-	-	-	-	-	-	-	-	-	-	-
System Planning & Analysis	150,000	150,000	-	-	-	-	-	-	-	-	-	-
Systems Design	-	-	-	-	-	-	-	-	-	-	-	-
System Development, Deployment & Testing	6,100,000	-	6,100,000	-	-	-	-	-	-	-	-	-
Operations, Maintenance & Evaluation	-	-	-	-	-	-	-	-	-	-	-	-
TOTAL	\$6,250,000	\$150,000	\$6,100,000	\$0	\$0	\$0	\$0	\$0	\$0	\$0	\$0	\$0
BALANCE	\$0	\$0	\$0	\$0	\$0	\$0	\$0	\$0	\$0	\$0	\$0	\$0

APPROPRIATIONS	Appropriated Project Budget	Appropriations								Future Years
		FY 13	FY 14	FY 15	FY 16	FY 17	FY 18	FY 13 - 18		
Revenues	6,250,000									
Expenditures	6,250,000									
Unappropriated Revenues	-	-	-	-	-	-	-	-	-	-
Unappropriated Expenditures	-	-	-	-	-	-	-	-	-	-

OPERATING IMPACTS	Current Year	CIP							
		FY 13	FY 14	FY 15	FY 16	FY 17	FY 18	FY 13 - 18	
Facility Operating Cost	-	-	-	-	-	-	-	-	-
Program Operating Cost	-	-	812,000	844,480	878,259	913,390	949,925	4,398,054	-
Total Operating Cost	\$0	\$0	\$812,000	\$844,480	\$878,259	\$913,390	\$949,925	\$4,398,054	
Debt Service	-	-	-	-	-	-	-	-	-
Total Operating and Debt Service	\$0	\$0	\$812,000	\$844,480	\$878,259	\$913,390	\$949,925	\$4,398,054	
Operating Revenue	-	-	-	-	-	-	-	-	-
GENERAL FUND REQUIREMENT	\$0	\$0	\$812,000	\$844,480	\$878,259	\$913,390	\$949,925	\$4,398,054	



Disaster Recovery / Business Continuity

Lead Agency

Information Technology

Project Description

This project includes multiple projects to make critical County systems and applications redundant and reliable in the event of system failures. Additional facilities, generators, Heating Ventilation and Air Conditioning (HVAC) systems, fire suppression systems, battery plants, servers, data network components and application developments are requirements for a comprehensive disaster recovery and business continuity development plan.

Service Impact

- **Disaster recovery and business continuity** is critical to ensure essential public services such as Police, Fire and Emergency Medical Services (EMS) continue in the event of catastrophic system-wide failure.

Funding Sources

- **Technology Capital Projects Fund Balance** provides \$300,000 towards this project.
- **General Fund** provides \$3.1 million towards this project.

Critical Milestones

- **Individual projects** will be ongoing in FY 12, FY 15 and FY 16 to enhance sustainability, accessibility, reliability and survivability of systems and infrastructure as identified by DoIT and the Information Technology Steering Committee.

Strategic Plan Impact

- | | |
|--|---|
| <input checked="" type="radio"/> Economic Development/Transportation | <input checked="" type="radio"/> Human Services |
| <input type="radio"/> Education | <input checked="" type="radio"/> Public Safety |

Comprehensive Plan Impact

- | | |
|--|---|
| <input type="radio"/> Cultural Resources | <input checked="" type="radio"/> Police |
| <input type="radio"/> Economic Development | <input type="radio"/> Potable Water |
| <input type="radio"/> Environment | <input type="radio"/> Schools |
| <input checked="" type="radio"/> Fire & Rescue | <input type="radio"/> Sewer |
| <input type="radio"/> Land Use | <input checked="" type="radio"/> Telecommunications |
| <input type="radio"/> Libraries | <input checked="" type="radio"/> Transportation |
| <input type="radio"/> Parks & Open Space | |

FUNDING SOURCES	Total Project Estimate	Prior Years' Actual	Current Year	CIP							Future Years	
				FY 13	FY 14	FY 15	FY 16	FY 17	FY 18	FY 13 - 18		
Proffers/General Fund	3,115,195	-	2,000,000	-	-	560,000	555,195	-	-	-	1,115,195	-
Capital Reserve	-	-	-	-	-	-	-	-	-	-	-	-
Fire Levy	-	-	-	-	-	-	-	-	-	-	-	-
E-911	-	-	-	-	-	-	-	-	-	-	-	-
ISF Fund Balance	300,000	-	-	300,000	-	-	-	-	-	-	300,000	-
Technology Reserve	-	-	-	-	-	-	-	-	-	-	-	-
TIP Capital Fund	-	-	-	-	-	-	-	-	-	-	-	-
State/Federal	-	-	-	-	-	-	-	-	-	-	-	-
Proffers Identified	-	-	-	-	-	-	-	-	-	-	-	-
Proffers Projected	-	-	-	-	-	-	-	-	-	-	-	-
Other	-	-	-	-	-	-	-	-	-	-	-	-
TOTAL	\$3,415,195	\$0	\$2,000,000	\$300,000	\$0	\$560,000	\$555,195	\$0	\$0	\$1,415,195	\$0	

COST CATEGORIES												
Project Management	110,000	-	100,000	10,000	-	-	-	-	-	-	10,000	-
Systems Requirements	260,000	-	250,000	10,000	-	-	-	-	-	-	10,000	-
System Planning & Analysis	260,000	-	250,000	10,000	-	-	-	-	-	-	10,000	-
Systems Design	110,000	-	100,000	10,000	-	-	-	-	-	-	10,000	-
System Development, Deployment & Testing	2,575,195	-	1,200,000	260,000	-	560,000	555,195	-	-	-	1,375,195	-
Operations, Maintenance & Evaluation	100,000	-	100,000	-	-	-	-	-	-	-	-	-
	-	-	-	-	-	-	-	-	-	-	-	-
	-	-	-	-	-	-	-	-	-	-	-	-
TOTAL	\$3,415,195	\$0	\$2,000,000	\$300,000	\$0	\$560,000	\$555,195	\$0	\$0	\$1,415,195	\$0	
BALANCE	\$0	\$0	\$0	\$0	\$0	\$0	\$0	\$0	\$0	\$0	\$0	

APPROPRIATIONS	Appropriated Project Budget	Appropriations							Future Years
		FY 13	FY 14	FY 15	FY 16	FY 17	FY 18	FY 13 - 18	
Revenues	-								
Expenditures	-								
Unappropriated Revenues	(3,415,195)	300,000	-	560,000	555,195	-	-	1,415,195	-
Unappropriated Expenditures	(3,415,195)	300,000	-	560,000	555,195	-	-	1,415,195	-

OPERATING IMPACTS	Current Year	CIP						
		FY 13	FY 14	FY 15	FY 16	FY 17	FY 18	FY 13 - 18
Facility Operating Cost	-	-	-	-	-	-	-	-
Program Operating Cost	-	-	-	-	-	-	-	-
Total Operating Cost	\$0	\$0	\$0	\$0	\$0	\$0	\$0	\$0
Debt Service	-	-	-	-	-	-	-	-
Total Operating and Debt Service	\$0	\$0	\$0	\$0	\$0	\$0	\$0	\$0
Operating Revenue	-	-	-	-	-	-	-	-
GENERAL FUND REQUIREMENT	\$0	\$0	\$0	\$0	\$0	\$0	\$0	\$0



E-911 Call Trunking System

Lead Agency

Public Safety Communications/Information Technology

Project Description

E-911 Call Trunking System is hardware and software infrastructure that supports and provides for the receipt of 911 emergency calls for service from the public. The current system was replaced in FY 11. The system is due for replacement by 2016. The new installation and configuration will meet the requirements and current workload for the Public Safety Communications Center and prepare for potential increases in volume and expansion.

Service Impact

- **The citizens and visitors of Prince William County** depend on the E-911 system for direct access to emergency services. This system provides immediate access as well as critical address information to improve the accuracy and efficiency of processing calls for service.
- **It is estimated that over 412,000 citizens** who reside in Prince William County depend on this system to access emergency services. In FY 10, 36,652 calls for service were received, which resulted in 151,914 police, fire and rescue incident dispatches.

Funding Sources

- **Technology Capital Projects Fund Balance** provides \$850,000 for this project.

- **E-911 Fund** provides \$1.25 million to this project.

Critical Milestones

- **E-911 system** was replaced in FY 11.
- **Establish new system requirements** in FY 16.
- **System replacement** is scheduled for FY 16.

Strategic Plan Impact

- | | |
|---|--|
| <input type="radio"/> Economic Development/Transportation | <input type="radio"/> Human Services |
| <input type="radio"/> Education | <input checked="" type="radio"/> Public Safety |

Comprehensive Plan Impact

- | | |
|--|---|
| <input type="radio"/> Cultural Resources | <input checked="" type="radio"/> Police |
| <input type="radio"/> Economic Development | <input type="radio"/> Potable Water |
| <input type="radio"/> Environment | <input type="radio"/> Schools |
| <input checked="" type="radio"/> Fire & Rescue | <input type="radio"/> Sewer |
| <input type="radio"/> Land Use | <input checked="" type="radio"/> Telecommunications |
| <input type="radio"/> Libraries | <input type="radio"/> Transportation |
| <input type="radio"/> Parks & Open Space | |

FUNDING SOURCES	Total Project Estimate	Prior Years' Actual	Current Year	CIP								Future Years
				FY 13	FY 14	FY 15	FY 16	FY 17	FY 18	FY 13 - 18		
Proffers/General Fund	-	-	-	-	-	-	-	-	-	-	-	-
Capital Reserve	-	-	-	-	-	-	-	-	-	-	-	-
Fire Levy	-	-	-	-	-	-	-	-	-	-	-	-
E-911	1,250,000	-	-	-	-	-	250,000	1,000,000	-	-	1,250,000	-
ISF Cap Proj Fund Balance	850,000	750,000	-	100,000	-	-	-	-	-	-	100,000	-
Technology Reserve	-	-	-	-	-	-	-	-	-	-	-	-
State/Federal	-	-	-	-	-	-	-	-	-	-	-	-
Proffers Identified	-	-	-	-	-	-	-	-	-	-	-	-
Proffers Projected	-	-	-	-	-	-	-	-	-	-	-	-
Other	-	-	-	-	-	-	-	-	-	-	-	-
TOTAL	\$2,100,000	\$750,000	\$0	\$100,000	\$0	\$0	\$250,000	\$1,000,000	\$0	\$1,350,000	\$0	

COST CATEGORIES

Project Management	-	-	-	-	-	-	-	-	-	-	-	-
Systems Requirements	-	-	-	-	-	-	-	-	-	-	-	-
System Planning & Analysis	-	-	-	-	-	-	-	-	-	-	-	-
Systems Design	-	-	-	-	-	-	-	-	-	-	-	-
System Development, Deployment & Testing	1,600,000	750,000	-	100,000	-	750,000	-	-	-	-	850,000	-
Operations, Maintenance & Evaluation	-	-	-	-	-	-	-	-	-	-	-	-
TOTAL	\$1,600,000	\$750,000	\$0	\$100,000	\$0	\$750,000	\$0	\$0	\$0	\$850,000	\$0	
BALANCE	\$500,000	\$0	\$0	\$0	\$0	(\$750,000)	\$250,000	\$1,000,000	\$0	\$500,000	\$0	

APPROPRIATIONS	Appropriated Project Budget	Appropriations								Future Years
		FY 13	FY 14	FY 15	FY 16	FY 17	FY 18	FY 13 - 18		
Revenues	750,000									
Expenditures	750,000									
Unappropriated Revenues	(1,350,000)	100,000	-	750,000	-	-	-	-	-	850,000
Unappropriated Expenditures	(850,000)	100,000	-	750,000	-	-	-	-	-	850,000

OPERATING IMPACTS	Current Year	CIP							
		FY 13	FY 14	FY 15	FY 16	FY 17	FY 18	FY 13 - 18	
Facility Operating Cost	-	-	-	-	-	-	-	-	-
Program Operating Cost	-	-	-	-	10,000	10,000	10,000	30,000	
Total Operating Cost	\$0	\$0	\$0	\$0	\$10,000	\$10,000	\$10,000	\$30,000	
Debt Service	-	-	-	-	-	-	-	-	-
Total Operating and Debt Service	\$0	\$0	\$0	\$0	\$10,000	\$10,000	\$10,000	\$30,000	
Operating Revenue	-	-	-	-	-	-	-	-	-
GENERAL FUND REQUIREMENT	\$0	\$0	\$0	\$0	\$10,000	\$10,000	\$10,000	\$30,000	



Financial Information Management System

Lead Agency

Finance/Information Technology

Project Description

This project replaces the existing financial information management system with a new financial management system. This new system will have integrated modules using a central/integrated database for general ledger, purchasing, budgeting, accounts receivable and accounts payable. The current system was implemented in 1999, has been sold to different vendors twice in the last ten years and future vendor software support is unknown.

Service Impact

- **The life cycle of the software** is reaching an end as continued vendor support is uncertain.
- **Replacement of the software** is critical in order to support and manage the County's budget, revenues (accounts receivable), expenditures (accounts payable) and procurement.

Funding Sources

- **Technology Capital Projects Fund Balance** provides \$300,000 for project planning.
- **General Fund** provides \$10 million for project implementation.

Critical Milestones

- **Planning and research of available systems** will occur in FY 12, including an RFP for functional requirements.
- **Acquisition of system** scheduled for FY 14.
- **System implementation** will begin in FY 15.

Strategic Plan Impact

- | | |
|---|---|
| <input checked="" type="radio"/> Economic Development/ Transportation | <input checked="" type="radio"/> Human Services |
| <input checked="" type="radio"/> Education | <input checked="" type="radio"/> Public Safety |

Comprehensive Plan Impact

- | | |
|---|---|
| <input checked="" type="radio"/> Cultural Resources | <input checked="" type="radio"/> Police |
| <input checked="" type="radio"/> Economic Development | <input type="radio"/> Potable Water |
| <input checked="" type="radio"/> Environment | <input type="radio"/> Schools |
| <input checked="" type="radio"/> Fire & Rescue | <input type="radio"/> Sewer |
| <input checked="" type="radio"/> Land Use | <input checked="" type="radio"/> Telecommunications |
| <input checked="" type="radio"/> Libraries | <input checked="" type="radio"/> Transportation |
| <input checked="" type="radio"/> Parks & Open Space | |

FUNDING SOURCES	Total Project Estimate	Prior Years' Actual	Current Year	CIP							Future Years	
				FY 13	FY 14	FY 15	FY 16	FY 17	FY 18	FY 13 - 18		
Proffers/General Fund	10,000,000	-	-	-	10,000,000	-	-	-	-	-	10,000,000	-
Capital Reserve	-	-	-	-	-	-	-	-	-	-	-	-
Fire Levy	-	-	-	-	-	-	-	-	-	-	-	-
E-911	-	-	-	-	-	-	-	-	-	-	-	-
ISF Cap Proj Fund Balance	300,000	-	300,000	-	-	-	-	-	-	-	-	-
Technology Reserve	-	-	-	-	-	-	-	-	-	-	-	-
State/Federal	-	-	-	-	-	-	-	-	-	-	-	-
Proffers Identified	-	-	-	-	-	-	-	-	-	-	-	-
Proffers Projected	-	-	-	-	-	-	-	-	-	-	-	-
Other	-	-	-	-	-	-	-	-	-	-	-	-
TOTAL	\$10,300,000	\$0	\$300,000	\$0	\$10,000,000	\$0	\$0	\$0	\$0	\$0	\$10,000,000	\$0

COST CATEGORIES

Project Management	-	-	-	-	-	-	-	-	-	-	-	-
Systems Requirements	-	-	-	-	-	-	-	-	-	-	-	-
System Planning & Analysis	-	-	-	-	-	-	-	-	-	-	-	-
Systems Design	-	-	-	-	-	-	-	-	-	-	-	-
System Development, Deployment & Testing	10,300,000	-	300,000	-	10,000,000	-	-	-	-	-	10,000,000	-
Operations, Maintenance & Evaluation	-	-	-	-	-	-	-	-	-	-	-	-
TOTAL	\$10,300,000	\$0	\$300,000	\$0	\$10,000,000	\$0	\$0	\$0	\$0	\$0	\$10,000,000	\$0
BALANCE	\$0	\$0	\$0	\$0	\$0	\$0	\$0	\$0	\$0	\$0	\$0	\$0

APPROPRIATIONS	Appropriated Project Budget	Appropriations							Future Years	
		FY 13	FY 14	FY 15	FY 16	FY 17	FY 18	FY 13 - 18		
Revenues	300,000									
Expenditures	300,000									
Unappropriated Revenues	(10,000,000)									
Unappropriated Expenditures	(10,000,000)	-	10,000,000	-	-	-	-	-	10,000,000	-

OPERATING IMPACTS	Current Year	CIP						
		FY 13	FY 14	FY 15	FY 16	FY 17	FY 18	FY 13 - 18
Facility Operating Cost	-	-	-	-	-	-	-	-
Program Operating Cost	-	-	-	1,000,000	1,000,000	1,000,000	1,000,000	4,000,000
Total Operating Cost	\$0	\$0	\$0	\$1,000,000	\$1,000,000	\$1,000,000	\$1,000,000	\$4,000,000
Debt Service	-	-	-	-	-	-	-	-
Total Operating and Debt Service	\$0	\$0	\$0	\$1,000,000	\$1,000,000	\$1,000,000	\$1,000,000	\$4,000,000
Operating Revenue	-	-	-	-	-	-	-	-
GENERAL FUND REQUIREMENT	\$0	\$0	\$0	\$1,000,000	\$1,000,000	\$1,000,000	\$1,000,000	\$4,000,000



Geographic Information System Upgrades

Lead Agency

Information Technology

Project Description

Approximately 145 data layers are maintained and updated in the County's Geographic Information System (GIS) on a defined schedule. This project supports the need for current land detail in the County's GIS.

Service Impact

- **GIS data** supports most of the County's business functions such as assessment of land and environmental conditions for new development projects, providing change detection for the assessment process and supporting public safety response and pre-planning efforts.

Funding Sources

- **Technology Capital Projects Fund Balance** provides \$353,000 to this project.
- **General Fund** provides \$170,000 to this project.

Critical Milestones

- **Project started** in FY 12.
- **Land detail data acquisition** will take place in FY 12 and FY 13.

- **Final delivery and acceptance of impervious and hydrologic data/models** FY 14.
- **Updated digital ortho imagery (aerial photography) and land detail data acquisition** is scheduled for FY 14.
- **Pictometry digital data acquisition** is scheduled for FY 16.

Strategic Plan Impact

- | | |
|--|---|
| <input checked="" type="radio"/> Economic Development/
Transportation | <input checked="" type="radio"/> Human Services |
| <input checked="" type="radio"/> Education | <input checked="" type="radio"/> Public Safety |

Comprehensive Plan Impact

- | | |
|---|---|
| <input checked="" type="radio"/> Cultural Resources | <input checked="" type="radio"/> Police |
| <input checked="" type="radio"/> Economic Development | <input checked="" type="radio"/> Potable Water |
| <input checked="" type="radio"/> Environment | <input checked="" type="radio"/> Schools |
| <input checked="" type="radio"/> Fire & Rescue | <input checked="" type="radio"/> Sewer |
| <input checked="" type="radio"/> Land Use | <input checked="" type="radio"/> Telecommunications |
| <input checked="" type="radio"/> Libraries | <input checked="" type="radio"/> Transportation |
| <input checked="" type="radio"/> Parks & Open Space | |

FUNDING SOURCES	Total Project Estimate	Prior Years' Actual	Current Year	CIP							Future Years
				FY 13	FY 14	FY 15	FY 16	FY 17	FY 18	FY 13 - 18	
Proffers/General Fund	170,000	-	-	-	-	-	170,000	-	-	170,000	-
Capital Reserve	-	-	-	-	-	-	-	-	-	-	-
Fire Levy	-	-	-	-	-	-	-	-	-	-	-
E-911	-	-	-	-	-	-	-	-	-	-	-
ISF Cap Proj Fund Balance	353,000	-	183,000	-	170,000	-	-	-	-	170,000	-
Technology Reserve	-	-	-	-	-	-	-	-	-	-	-
State/Federal	-	-	-	-	-	-	-	-	-	-	-
Proffers Identified	-	-	-	-	-	-	-	-	-	-	-
Proffers Projected	-	-	-	-	-	-	-	-	-	-	-
Other	-	-	-	-	-	-	-	-	-	-	-
TOTAL	\$523,000	\$0	\$183,000	\$0	\$170,000	\$0	\$170,000	\$0	\$0	\$340,000	\$0

COST CATEGORIES

Project Management	-	-	-	-	-	-	-	-	-	-	-
Systems Requirements	-	-	-	-	-	-	-	-	-	-	-
System Planning & Analysis	-	-	-	-	-	-	-	-	-	-	-
Systems Design	-	-	-	-	-	-	-	-	-	-	-
System Development, Deployment & Testing	523,000	-	183,000	-	170,000	-	170,000	-	-	340,000	-
Operations, Maintenance & Evaluation	-	-	-	-	-	-	-	-	-	-	-
TOTAL	\$523,000	\$0	\$183,000	\$0	\$170,000	\$0	\$170,000	\$0	\$0	\$340,000	\$0
BALANCE	\$0	\$0	\$0	\$0	\$0	\$0	\$0	\$0	\$0	\$0	\$0

APPROPRIATIONS	Appropriated Project Budget	Appropriations							Future Years	
		FY 13	FY 14	FY 15	FY 16	FY 17	FY 18	FY 13 - 18		
Revenues	183,000	-	-	-	-	-	-	-	-	-
Expenditures	183,000	-	-	-	-	-	-	-	-	-
Unappropriated Revenues	(340,000)	-	170,000	-	170,000	-	-	-	340,000	-
Unappropriated Expenditures	(340,000)	-	170,000	-	170,000	-	-	-	340,000	-

OPERATING IMPACTS	Current Year	CIP						
		FY 13	FY 14	FY 15	FY 16	FY 17	FY 18	FY 13 - 18
Facility Operating Cost	-	-	-	-	-	-	-	-
Program Operating Cost	-	4,320	4,320	4,320	4,320	4,320	4,320	25,920
Total Operating Cost	\$0	\$4,320	\$4,320	\$4,320	\$4,320	\$4,320	\$4,320	\$25,920
Debt Service	-	-	-	-	-	-	-	-
Total Operating and Debt Service	\$0	\$4,320	\$4,320	\$4,320	\$4,320	\$4,320	\$4,320	\$25,920
Operating Revenue	-	-	-	-	-	-	-	-
GENERAL FUND REQUIREMENT	\$0	\$4,320	\$4,320	\$4,320	\$4,320	\$4,320	\$4,320	\$25,920



Human Resource Information System (HRIS)

Lead Agency

Finance/Information Technology

Project Description

The Human Resource/Payroll Information System (HRIS) is used by Human Resources and the Finance Department. The upgraded Web-based HRIS will automate time entry and leave approval, enhance employee self-service portals, provide a self-service portal for managers, automate scheduling and training and development.

Service Impact

- **The new version of HRIS** will provide easy access to information for employees and managers. It will also enable the County to automate the employee evaluation system, perform electronic time entry and eliminate paper time cards.

Funding Sources





- **Technology Capital Projects Fund Balance** provides \$544,000 for this project.

Critical Milestones














- **Began testing** payroll system in FY 10.
- **Human Resources and Payroll** went live in FY 11.
- **Planned, setup and tested** evaluation modules in FY 11.

- **Implement** evaluation module in FY 12.
- **Implement** electronic time entry in FY 13.
- **Evaluate** other modules in FY 13.

Strategic Plan Impact

- | | |
|---|--|
|  Economic Development/Transportation |  Human Services |
|  Education |  Public Safety |


Comprehensive Plan Impact

- | | |
|--|--|
|  Cultural Resources |  Police |
|  Economic Development |  Potable Water |
|  Environment |  Schools |
|  Fire & Rescue |  Sewer |
|  Land Use |  Telecommunications |
|  Libraries |  Transportation |
|  Parks & Open Space | |

FUNDING SOURCES	Total Project Estimate	Prior Years' Actual	Current Year	CIP								Future Years
				FY 13	FY 14	FY 15	FY 16	FY 17	FY 18	FY 13 - 18		
Proffers/General Fund	-	-	-	-	-	-	-	-	-	-	-	-
Capital Reserve	-	-	-	-	-	-	-	-	-	-	-	-
Fire Levy	-	-	-	-	-	-	-	-	-	-	-	-
E-911	-	-	-	-	-	-	-	-	-	-	-	-
ISF Cap Proj Fund Balance	544,000	544,000	-	-	-	-	-	-	-	-	-	-
Technology Reserve	-	-	-	-	-	-	-	-	-	-	-	-
State/Federal	-	-	-	-	-	-	-	-	-	-	-	-
Proffers Identified	-	-	-	-	-	-	-	-	-	-	-	-
Proffers Projected	-	-	-	-	-	-	-	-	-	-	-	-
Other	-	-	-	-	-	-	-	-	-	-	-	-
TOTAL	\$544,000	\$544,000	\$0	\$0	\$0	\$0	\$0	\$0	\$0	\$0	\$0	\$0
COST CATEGORIES												
Project Management	-	-	-	-	-	-	-	-	-	-	-	-
Systems Requirements	-	-	-	-	-	-	-	-	-	-	-	-
System Planning & Analysis	-	-	-	-	-	-	-	-	-	-	-	-
Systems Design	-	-	-	-	-	-	-	-	-	-	-	-
System Development, Deployment & Testing	496,500	270,000	226,500	-	-	-	-	-	-	-	-	-
Operations, Maintenance & Evaluation	47,500	47,500	-	-	-	-	-	-	-	-	-	-
	-	-	-	-	-	-	-	-	-	-	-	-
	-	-	-	-	-	-	-	-	-	-	-	-
TOTAL	\$544,000	\$317,500	\$226,500	\$0	\$0	\$0	\$0	\$0	\$0	\$0	\$0	\$0
BALANCE	\$0	\$226,500	(\$226,500)	\$0	\$0	\$0	\$0	\$0	\$0	\$0	\$0	\$0

APPROPRIATIONS	Appropriated Project Budget	Appropriations								Future Years
		FY 13	FY 14	FY 15	FY 16	FY 17	FY 18	FY 13 - 18		
Revenues	544,000									
Expenditures	544,000									
Unappropriated Revenues	-	-	-	-	-	-	-	-	-	-
Unappropriated Expenditures	-	-	-	-	-	-	-	-	-	-

OPERATING IMPACTS	Current Year	CIP							
		FY 13	FY 14	FY 15	FY 16	FY 17	FY 18	FY 13 - 18	
Facility Operating Cost	-	-	-	-	-	-	-	-	-
Program Operating Cost	-	20,000	21,000	22,050	23,153	24,310	25,526	136,039	
Total Operating Cost	\$0	\$20,000	\$21,000	\$22,050	\$23,153	\$24,310	\$25,526	\$136,039	
Debt Service	-	-	-	-	-	-	-	-	
Total Operating and Debt Service	\$0	\$20,000	\$21,000	\$22,050	\$23,153	\$24,310	\$25,526	\$136,039	
Operating Revenue	-	-	-	-	-	-	-	-	
GENERAL FUND REQUIREMENT	\$0	\$20,000	\$21,000	\$22,050	\$23,153	\$24,310	\$25,526	\$136,039	



I-NET

Lead Agency

Information Technology

Project Description

Phase I of this project will replace the Nortel OM3500 and OM5200 Optical I-Net Network equipment with newer, more efficient optical network equipment that will reduce power consumption, cooling and annual maintenance costs by approximately \$100,000. It will increase the bandwidth of the existing 2 gigabyte (GB) ring and 10 GB ring to an integrated 20 GB ring.

Phase II of this project will provide greater redundancy in the County's I-Net Core by implementing a feature called Split Multi-Link Trunks (SMLT) through the optical equipment.

Service Impact

- **The benefits of the project are greater bandwidth** dedicated to major County facilities (Owens, Ferlazzo and the Western District Police Station) and additional resiliency to network switch equipment providing network connectivity to critical County servers.
- **The SMLT technology** provides for fast failover and improved resiliency during outages and upgrades. Other features include reduced management overhead and more simplified modifications and additions. The reduction in yearly maintenance costs is significant as it reduces the number of switches deployed in the County's network infrastructure.

Funding Sources

- **Cable Franchise Capital Grant** funds this project.

Critical Milestones

- **Evaluate solutions** with vendors in FY 12.
- **Install system upgrade** in FY 12 (Phase I).

Strategic Plan Impact

- | | |
|--|---|
| <input checked="" type="radio"/> Economic Development/
Transportation | <input checked="" type="radio"/> Human Services |
| <input type="radio"/> Education | <input checked="" type="radio"/> Public Safety |

Comprehensive Plan Impact

- | | |
|--|---|
| <input type="radio"/> Cultural Resources | <input checked="" type="radio"/> Police |
| <input type="radio"/> Economic Development | <input type="radio"/> Potable Water |
| <input type="radio"/> Environment | <input type="radio"/> Schools |
| <input checked="" type="radio"/> Fire & Rescue | <input type="radio"/> Sewer |
| <input type="radio"/> Land Use | <input checked="" type="radio"/> Telecommunications |
| <input type="radio"/> Libraries | <input type="radio"/> Transportation |
| <input type="radio"/> Parks & Open Space | |

FUNDING SOURCES	Total Project Estimate	Prior Years' Actual	Current Year	CIP							Future Years
				FY 13	FY 14	FY 15	FY 16	FY 17	FY 18	FY 13 - 18	
Proffers/General Fund	2,148,472	929,968	174,072	174,072	174,072	174,072	174,072	174,072	174,072	1,044,432	-
Capital Reserve	-	-	-	-	-	-	-	-	-	-	-
Fire Levy	-	-	-	-	-	-	-	-	-	-	-
E-911	-	-	-	-	-	-	-	-	-	-	-
ISF Cap Proj Fund Balance	-	-	-	-	-	-	-	-	-	-	-
Technology Reserve	-	-	-	-	-	-	-	-	-	-	-
State/Federal	-	-	-	-	-	-	-	-	-	-	-
Proffers Identified	-	-	-	-	-	-	-	-	-	-	-
Proffers Projected	-	-	-	-	-	-	-	-	-	-	-
Other	-	-	-	-	-	-	-	-	-	-	-
TOTAL	\$2,148,472	\$929,968	\$174,072	\$174,072	\$174,072	\$174,072	\$174,072	\$174,072	\$174,072	\$1,044,432	\$0

COST CATEGORIES

Project Management & Plan	10,000	-	10,000	-	-	-	-	-	-	-	-
Design & Engineering solution	10,000	-	10,000	-	-	-	-	-	-	-	-
Implementation and Install	10,000	-	10,000	-	-	-	-	-	-	-	-
Testing and Validation	10,000	-	10,000	-	-	-	-	-	-	-	-
Hardware Cost	2,073,802	-	855,298	-	-	696,288	-	-	522,216	1,218,504	-
Operations, Maintenance & Evaluation	34,670	-	34,670	-	-	-	-	-	-	-	-
	-	-	-	-	-	-	-	-	-	-	-
	-	-	-	-	-	-	-	-	-	-	-
TOTAL	\$2,148,472	\$0	\$929,968	\$0	\$0	\$696,288	\$0	\$0	\$522,216	\$1,218,504	\$0
BALANCE	\$0	\$929,968	(\$755,896)	\$174,072	\$174,072	(\$522,216)	\$174,072	\$174,072	(\$348,144)	(\$174,072)	\$0

APPROPRIATIONS	Appropriated Project Budget	Appropriations							Future Years	
		FY 13	FY 14	FY 15	FY 16	FY 17	FY 18	FY 13 - 18		
Revenues	1,104,040									
Expenditures	1,104,040									
Unappropriated Revenues	(1,044,432)	174,072	174,072	174,072	174,072	174,072	174,072	1,044,432	-	-
Unappropriated Expenditures	(1,044,432)	-	-	696,288	-	-	-	522,216	1,218,504	-

OPERATING IMPACTS	Current Year	CIP						
		FY 13	FY 14	FY 15	FY 16	FY 17	FY 18	FY 13 - 18
Facility Operating Cost	-	-	-	-	-	-	-	-
Program Operating Cost	-	-	-	-	-	-	-	-
Total Operating Cost	\$0	\$0	\$0	\$0	\$0	\$0	\$0	\$0
Debt Service	-	-	-	-	-	-	-	-
Total Operating and Debt Service	\$0	\$0	\$0	\$0	\$0	\$0	\$0	\$0
Operating Revenue	-	-	-	-	-	-	-	-
GENERAL FUND REQUIREMENT	\$0	\$0	\$0	\$0	\$0	\$0	\$0	\$0



Information Technology Upgrades and Improvements

Lead Agency

Information Technology

Project Description

This project provides important smaller scale technology improvements throughout Prince William County. Generally, these individual projects cost less than \$500,000 and require less than one year to implement. It provides on-going capital replacement, upgrades and improvement of the County's technology infrastructure, including networking and telecommunications hardware, servers and application software. A complete schedule of improvements is available in the Critical Milestones section of this project.

Service Impact

- **Voice Infrastructure** provides citizens and employees the ability to conduct business in a convenient and efficient manner.
- **Data and Video Infrastructure** enables optimal support for services to citizens, including conducting business electronically.
- **Citizen Access** to electronic services will be maintained.
- **Network Responsiveness for citizen services** will be maintained and enhanced.
- **Data and Voice Networks** will be maintained and enhanced.

Funding Sources

- **Technology Capital Projects Fund Balance** provides \$2.4 million in funding for this project.
- **General Fund** provides \$400,000 for this project.

Critical Milestones

- **FY 12 Technology Upgrades and Improvements:**
 - Development Services Customer Service Queuing System replaces software used by development services agencies and routes customers to appropriate service counters based on their needs.
 - MS Windows 7 Operating System Upgrade and Office 2010 Deployment from Windows XP and Office 2003 respectively.
 - Email Upgrade will begin from the current 2003 version of Microsoft Exchange to the 2010 version.
 - Telecommunication 911 Emergency Notification will aid public safety first responders to locate a caller's location even when dialed from a multi-line telephone system.
 - MS SharePoint website update.
 - Microwave Test Equipment replacement helps maintain microwave radio systems.
 - Portable radio replacements and upgrades to help maintain the County's radio system.
 - Radio Control Station Console replacement.
 - Radio Services Monitor replacement.
 - Backup Power Generator replacement of a 30 year old system at the County's radio base station site.
 - HVAC Unit replacement in a radio equipment shelter at the Independent Hill Annex site.
 - Camp 26 Radio Tower Site purchase from Virginia Department of Corrections.

- Antenna Transmission Line replacement of equipment more than 35 years old.
- **FY 13 Technology Upgrades and Improvements:**
 - Sheriff Information Management System deployment.
 - Radio Uninterruptible Power System replacement for the public safety radio communications system.
 - Enterprise Policy Management System acquisition and implementation.
 - Fire Station Alert Tone Encoder replacement.
 - Voice Architecture upgrades and development including conference bridges, telephone exchanges and voicemail.
 - Complete Email system upgrade.

Strategic Plan Impact

- | | |
|--|---|
| <input checked="" type="radio"/> Economic Development/Transportation | <input checked="" type="radio"/> Human Services |
| <input type="radio"/> Education | <input checked="" type="radio"/> Public Safety |

Comprehensive Plan Impact

- | | |
|--|---|
| <input type="radio"/> Cultural Resources | <input checked="" type="radio"/> Police |
| <input type="radio"/> Economic Development | <input type="radio"/> Potable Water |
| <input type="radio"/> Environment | <input type="radio"/> Schools |
| <input checked="" type="radio"/> Fire & Rescue | <input type="radio"/> Sewer |
| <input checked="" type="radio"/> Land Use | <input checked="" type="radio"/> Telecommunications |
| <input checked="" type="radio"/> Libraries | <input type="radio"/> Transportation |
| <input type="radio"/> Parks & Open Space | |

FUNDING SOURCES	Total Project Estimate	Prior Years' Actual	Current Year	CIP							Future Years	
				FY 13	FY 14	FY 15	FY 16	FY 17	FY 18	FY 13 - 18		
Proffers/General Fund	-	-	-	-	-	-	-	-	-	-	-	-
Capital Reserve	-	-	-	-	-	-	-	-	-	-	-	-
Fire Levy	-	-	-	-	-	-	-	-	-	-	-	-
E-911	-	-	-	-	-	-	-	-	-	-	-	-
ISF Cap Proj Fund Balance	2,339,497	-	1,529,497	810,000	-	-	-	-	-	-	810,000	-
Technology Reserve	-	-	-	-	-	-	-	-	-	-	-	-
State/Federal	-	-	-	-	-	-	-	-	-	-	-	-
Proffers Identified	-	-	-	-	-	-	-	-	-	-	-	-
Proffers Projected	-	-	-	-	-	-	-	-	-	-	-	-
Other	-	-	-	-	-	-	-	-	-	-	-	-
TOTAL	\$2,339,497	\$0	\$1,529,497	\$810,000	\$0	\$0	\$0	\$0	\$0	\$0	\$810,000	\$0

COST CATEGORIES

Project Management	100,000	-	70,000	30,000	-	-	-	-	-	-	30,000	-
Systems Requirements	-	-	-	-	-	-	-	-	-	-	-	-
System Planning & Analysis	198,000	-	40,000	158,000	-	-	-	-	-	-	158,000	-
Systems Design	194,000	-	159,000	35,000	-	-	-	-	-	-	35,000	-
System Development, Deployment & Testing	1,333,050	-	896,050	437,000	-	-	-	-	-	-	437,000	-
Operations, Maintenance & Evaluation	167,447	-	117,447	50,000	-	-	-	-	-	-	50,000	-
Property Acquisition	30,000	-	30,000	-	-	-	-	-	-	-	-	-
Hardware / Software	317,000	-	217,000	100,000	-	-	-	-	-	-	100,000	-
TOTAL	\$2,339,497	\$0	\$1,529,497	\$810,000	\$0	\$0	\$0	\$0	\$0	\$0	\$810,000	\$0
BALANCE	\$0	\$0	\$0	\$0	\$0	\$0	\$0	\$0	\$0	\$0	\$0	\$0

APPROPRIATIONS	Appropriated Project Budget	Appropriations							Future Years	
		FY 13	FY 14	FY 15	FY 16	FY 17	FY 18	FY 13 - 18		
Revenues	1,529,497									
Expenditures	1,529,497									
Unappropriated Revenues	(810,000)	810,000	-	-	-	-	-	-	810,000	-
Unappropriated Expenditures	(810,000)	810,000	-	-	-	-	-	-	810,000	-

OPERATING IMPACTS	Current Year	CIP						
		FY 13	FY 14	FY 15	FY 16	FY 17	FY 18	FY 13 - 18
Facility Operating Cost	-	-	-	-	-	-	-	-
Program Operating Cost	5,300	20,175	20,705	22,217	22,894	24,617	25,473	136,081
Total Operating Cost	\$5,300	\$20,175	\$20,705	\$22,217	\$22,894	\$24,617	\$25,473	\$136,081
Debt Service	-	-	-	-	-	-	-	-
Total Operating and Debt Service	\$5,300	\$20,175	\$20,705	\$22,217	\$22,894	\$24,617	\$25,473	\$136,081
Operating Revenue	-	-	-	-	-	-	-	-
GENERAL FUND REQUIREMENT	\$5,300	\$20,175	\$20,705	\$22,217	\$22,894	\$24,617	\$25,473	\$136,081



Land Use Information System

Lead Agency

Development Services/Information Technology

Project Description

The Land Use Information System manages land and building development and code enforcement information. The system manages and tracks plan review, permits, inspections, violations and other applications approvals and fee collection. It is used by 300+ users across all development agencies. In addition to the Land Use Information System software and database, the system also supports mobile devices, online scheduling and customer e-services.

The current system was first installed in 1999 and most recently upgraded in 2010. The recent upgrade brought the system into a fully supported status until mid 2013, at which time a replacement system will be deployed.

Service Impact

- **Facilitate partnership** between staff and customers.
- **Spatially integrate** with GIS.
- **Streamline business** processes through automated workflows.
- **Achieve efficiencies** through paperless/electronic processes.
- **Expand citizen** access and project oriented tracking.

Funding Sources

- **Technology Capital Projects Fund Balance** funds this project.

Critical Milestones

- **Procurement process** began in FY 11.
- **Vendor selection and contract** was approved in FY 12.
- **Production deployment** is scheduled for FY 13.

Strategic Plan Impact

- | | |
|--|--|
| <input checked="" type="radio"/> Economic Development/Transportation | <input type="radio"/> Human Services |
| <input type="radio"/> Education | <input checked="" type="radio"/> Public Safety |

Comprehensive Plan Impact


- | | |
|---|---|
| <input checked="" type="radio"/> Cultural Resources | <input checked="" type="radio"/> Police |
| <input checked="" type="radio"/> Economic Development | <input checked="" type="radio"/> Potable Water |
| <input checked="" type="radio"/> Environment | <input checked="" type="radio"/> Schools |
| <input checked="" type="radio"/> Fire & Rescue | <input checked="" type="radio"/> Sewer |
| <input checked="" type="radio"/> Land Use | <input checked="" type="radio"/> Telecommunications |
| <input checked="" type="radio"/> Libraries | <input checked="" type="radio"/> Transportation |
| <input checked="" type="radio"/> Parks & Open Space | |

FUNDING SOURCES	Total Project Estimate	Prior Years' Actual	Current Year	CIP							Future Years	
				FY 13	FY 14	FY 15	FY 16	FY 17	FY 18	FY 13 - 18		
Proffers/General Fund	-	-	-	-	-	-	-	-	-	-	-	-
Capital Reserve	-	-	-	-	-	-	-	-	-	-	-	-
Fire Levy	-	-	-	-	-	-	-	-	-	-	-	-
E-911	-	-	-	-	-	-	-	-	-	-	-	-
ISF Cap Proj Fund Balance	4,000,000	4,000,000	-	-	-	-	-	-	-	-	-	-
Technology Reserve	-	-	-	-	-	-	-	-	-	-	-	-
State/Federal	-	-	-	-	-	-	-	-	-	-	-	-
Proffers Identified	-	-	-	-	-	-	-	-	-	-	-	-
Proffers Projected	-	-	-	-	-	-	-	-	-	-	-	-
Other	-	-	-	-	-	-	-	-	-	-	-	-
TOTAL	\$4,000,000	\$4,000,000	\$0	\$0	\$0	\$0	\$0	\$0	\$0	\$0	\$0	\$0

COST CATEGORIES												
Project Management	260,000	-	260,000	-	-	-	-	-	-	-	-	-
Systems Requirements	150,000	-	150,000	-	-	-	-	-	-	-	-	-
System Planning & Analysis	55,000	-	55,000	-	-	-	-	-	-	-	-	-
Systems Design	200,000	-	200,000	-	-	-	-	-	-	-	-	-
System Development, Deployment & Testing	3,335,000	-	3,335,000	-	-	-	-	-	-	-	-	-
Operations, Maintenance & Evaluation	-	-	-	-	-	-	-	-	-	-	-	-
TOTAL	\$4,000,000	\$0	\$4,000,000	\$0	\$0	\$0	\$0	\$0	\$0	\$0	\$0	\$0
BALANCE	\$0	\$4,000,000	(\$4,000,000)	\$0	\$0	\$0	\$0	\$0	\$0	\$0	\$0	\$0

APPROPRIATIONS	Appropriated Project Budget	Appropriations							Future Years
		FY 13	FY 14	FY 15	FY 16	FY 17	FY 18	FY 13 - 18	
Revenues	4,000,000								
Expenditures	4,000,000								
Unappropriated Revenues	-	-	-	-	-	-	-	-	-
Unappropriated Expenditures	-	-	-	-	-	-	-	-	-

OPERATING IMPACTS	Current Year	CIP						
		FY 13	FY 14	FY 15	FY 16	FY 17	FY 18	FY 13 - 18
Facility Operating Cost	-	-	-	-	-	-	-	-
Program Operating Cost	-	200,000	54,000	57,000	60,000	63,000	63,000	497,000
Total Operating Cost	\$0	\$200,000	\$54,000	\$57,000	\$60,000	\$63,000	\$63,000	\$497,000
Debt Service	-	-	-	-	-	-	-	-
Total Operating and Debt Service	\$0	\$200,000	\$54,000	\$57,000	\$60,000	\$63,000	\$63,000	\$497,000
Operating Revenue	-	-	-	-	-	-	-	-
GENERAL FUND REQUIREMENT	\$0	\$200,000	\$54,000	\$57,000	\$60,000	\$63,000	\$63,000	\$497,000



Public Safety Records Management System/EMS System

Lead Agency

Police/Fire and Rescue/Information Technology

Project Description

The Public Safety Information Systems are an integrated group of software and interfaces that facilitate record keeping, data collection, data processing and reporting on many different levels to include local, state and federal requirements. These systems include but are not limited to Records Management, Mobile Data and Emergency Medical Services (EMS) reporting. This project will replace three of these critical systems.

Records Management includes Fire incident reporting, Police incident reporting, summons, police incident history and EMS incident reporting. This system will also perform property tracking, resource reporting and planning as well as statistical analysis for decision making.

Mobile Data provides immediate and uninterrupted access to electronic resources for field emergency service providers through a secure network. This includes access to CAD, Records Management and links to outside resources such as the Virginia Criminal Information Network.

The EMS reporting system is designed for patient care reporting as required by the Virginia State Office of EMS. It also serves as an integral part of the EMS billing platform.

The existing systems have been in place since 1999 (DFR) and 2000 (Police). Both Police and DFR systems exceed industry standards for replacement. Mobile Data was implemented in 2002 and EMS reporting was initiated in 2006. The replacement cycle for this hardware and software meets industry standard if completed on schedule.

Service Impact

- **Mobile data systems** provide a multitude of efficiencies that result in a higher level of citizen and provider safety due to more rapid availability of information, including floor plans, Geographic Information System (GIS), hazardous materials information and situational awareness information.
- **The RMS system** is critical in meeting local, state and federal reporting requirements for public safety in an accurate and timely manner.

Funding Sources

- **Technology Capital Projects Fund Balance** provides \$125,000 for project planning.
- **General Fund** provides \$10.3 million for project implementation.

Critical Milestones

- **Needs analysis and RFP development** completed in FY 11.
- **RFP requirements development completed** in FY 12.
- **Candidate systems live test & demonstrations** in FY 12.
- **Site visits with current customers** of candidate systems FY 12.
- **Contractor negotiation & selection** in FY 12.

- **CAD test and system acceptance** in FY 14.
- **RMS test and system acceptance** in FY 15.

Strategic Plan Impact

- | | |
|---|--|
| <input type="radio"/> Economic Development/
Transportation | <input type="radio"/> Human Services |
| <input type="radio"/> Education | <input checked="" type="radio"/> Public Safety |

Comprehensive Plan Impact


- | | |
|--|--|
| <input type="radio"/> Cultural Resources | <input checked="" type="radio"/> Police |
| <input type="radio"/> Economic Development | <input type="radio"/> Potable Water |
| <input type="radio"/> Environment | <input type="radio"/> Schools |
| <input checked="" type="radio"/> Fire & Rescue | <input type="radio"/> Sewer |
| <input type="radio"/> Land Use | <input type="radio"/> Telecommunications |
| <input type="radio"/> Libraries | <input type="radio"/> Transportation |
| <input type="radio"/> Parks & Open Space | |

FUNDING SOURCES	Total Project Estimate	Prior Years' Actual	Current Year	CIP							Future Years	
				FY 13	FY 14	FY 15	FY 16	FY 17	FY 18	FY 13 - 18		
Proffers/General Fund	10,264,000	-	-	6,107,000	4,157,000	-	-	-	-	-	10,264,000	-
Capital Reserve	-	-	-	-	-	-	-	-	-	-	-	-
Fire Levy	-	-	-	-	-	-	-	-	-	-	-	-
E-911	-	-	-	-	-	-	-	-	-	-	-	-
ISF Cap Proj Fund Balance	125,000	-	125,000	-	-	-	-	-	-	-	-	-
Technology Reserve	-	-	-	-	-	-	-	-	-	-	-	-
State/Federal	-	-	-	-	-	-	-	-	-	-	-	-
Proffers Identified	-	-	-	-	-	-	-	-	-	-	-	-
Proffers Projected	-	-	-	-	-	-	-	-	-	-	-	-
Other	-	-	-	-	-	-	-	-	-	-	-	-
TOTAL	\$10,389,000	\$0	\$125,000	\$6,107,000	\$4,157,000	\$0	\$0	\$0	\$0	\$0	\$10,264,000	\$0

COST CATEGORIES											
Project Management	-	-	-	-	-	-	-	-	-	-	-
Systems Requirements	-	-	-	-	-	-	-	-	-	-	-
System Planning & Analysis	125,000	-	125,000	-	-	-	-	-	-	-	-
Systems Design	-	-	-	-	-	-	-	-	-	-	-
System Development, Deployment & Testing	10,264,000	-	-	6,107,000	4,157,000	-	-	-	-	10,264,000	-
Operations, Maintenance & Evaluation	-	-	-	-	-	-	-	-	-	-	-
TOTAL	\$10,389,000	\$0	\$125,000	\$6,107,000	\$4,157,000	\$0	\$0	\$0	\$0	\$10,264,000	\$0
BALANCE	\$0	\$0	\$0	\$0	\$0	\$0	\$0	\$0	\$0	\$0	\$0

APPROPRIATIONS	Appropriated Project Budget	Appropriations							Future Years
		FY 13	FY 14	FY 15	FY 16	FY 17	FY 18	FY 13 - 18	
Revenues	125,000								
Expenditures	125,000								
Unappropriated Revenues	(10,264,000)	6,107,000	4,157,000	-	-	-	-	10,264,000	-
Unappropriated Expenditures	(10,264,000)	6,107,000	4,157,000	-	-	-	-	10,264,000	-

OPERATING IMPACTS	Current Year	CIP							
		FY 13	FY 14	FY 15	FY 16	FY 17	FY 18	FY 13 - 18	
Facility Operating Cost	-	-	-	-	-	-	-	-	-
Program Operating Cost	-	-	-	1,737,520	1,807,021	1,879,302	1,954,474	7,378,316	-
Total Operating Cost	\$0	\$0	\$0	\$1,737,520	\$1,807,021	\$1,879,302	\$1,954,474	\$7,378,316	-
Debt Service	-	-	-	-	-	-	-	-	-
Total Operating and Debt Service	\$0	\$0	\$0	\$1,737,520	\$1,807,021	\$1,879,302	\$1,954,474	\$7,378,316	-
Operating Revenue	-	-	-	-	-	-	-	-	-
GENERAL FUND REQUIREMENT	\$0	\$0	\$0	\$1,737,520	\$1,807,021	\$1,879,302	\$1,954,474	\$7,378,316	-



Public Safety Voice Logging System

Lead Agency

Public Safety Communications/Information Technology

Project Description

The Public Safety Voice Logging System is hardware and software infrastructure that records all emergency and non emergency calls into the 911 center, as well as all radio traffic on police, fire and rescue radio channels. The existing system was installed in 2009. The system is due for replacement in 2016.

Service Impact

- **Replacing this system** ensures future operability and enhancement of public safety services throughout the County.

Funding Sources

- **Technology Capital Projects Fund Balance** provides \$100,000 for this project in FY 13.
- **General Fund** provides \$750,000 for this project in FY 15.

Critical Milestones

- **Project completion** is scheduled for FY 16.

Strategic Plan Impact

- | | |
|---|--|
| <input type="radio"/> Economic Development/Transportation | <input type="radio"/> Human Services |
| <input type="radio"/> Education | <input checked="" type="radio"/> Public Safety |

Comprehensive Plan Impact

- | | |
|--|--|
| <input type="radio"/> Cultural Resources | <input checked="" type="radio"/> Police |
| <input type="radio"/> Economic Development | <input type="radio"/> Potable Water |
| <input type="radio"/> Environment | <input type="radio"/> Schools |
| <input checked="" type="radio"/> Fire & Rescue | <input type="radio"/> Sewer |
| <input type="radio"/> Land Use | <input type="radio"/> Telecommunications |
| <input type="radio"/> Libraries | <input type="radio"/> Transportation |
| <input type="radio"/> Parks & Open Space | |

FUNDING SOURCES	Total Project Estimate	Prior Years' Actual	Current Year	CIP							Future Years	
				FY 13	FY 14	FY 15	FY 16	FY 17	FY 18	FY 13 - 18		
Proffers/General Fund	750,000	-	-	-	-	750,000	-	-	-	-	750,000	-
Capital Reserve	-	-	-	-	-	-	-	-	-	-	-	-
Fire Levy	-	-	-	-	-	-	-	-	-	-	-	-
E-911	-	-	-	-	-	-	-	-	-	-	-	-
ISF Cap Proj Fund Balance	100,000	-	-	100,000	-	-	-	-	-	-	100,000	-
Technology Reserve	-	-	-	-	-	-	-	-	-	-	-	-
State/Federal	-	-	-	-	-	-	-	-	-	-	-	-
Proffers Identified	-	-	-	-	-	-	-	-	-	-	-	-
Proffers Projected	-	-	-	-	-	-	-	-	-	-	-	-
Other	-	-	-	-	-	-	-	-	-	-	-	-
TOTAL	\$850,000	\$0	\$0	\$100,000	\$0	\$750,000	\$0	\$0	\$0	\$0	\$850,000	\$0

COST CATEGORIES

Project Management	-	-	-	-	-	-	-	-	-	-	-	-
Systems Requirements	-	-	-	-	-	-	-	-	-	-	-	-
System Planning & Analysis	-	-	-	-	-	-	-	-	-	-	-	-
Systems Design	-	-	-	-	-	-	-	-	-	-	-	-
System Development, Deployment & Testing	850,000	-	-	100,000	-	750,000	-	-	-	-	850,000	-
Operations, Maintenance & Evaluation	-	-	-	-	-	-	-	-	-	-	-	-
TOTAL	\$850,000	\$0	\$0	\$100,000	\$0	\$750,000	\$0	\$0	\$0	\$0	\$850,000	\$0
BALANCE	\$0	\$0	\$0	\$0	\$0	\$0	\$0	\$0	\$0	\$0	\$0	\$0

APPROPRIATIONS	Appropriated Project Budget	Appropriations							Future Years
		FY 13	FY 14	FY 15	FY 16	FY 17	FY 18	FY 13 - 18	
Revenues	-	-	-	-	-	-	-	-	-
Expenditures	-	-	-	-	-	-	-	-	-
Unappropriated Revenues	(850,000)	100,000	-	750,000	-	-	-	-	850,000
Unappropriated Expenditures	(850,000)	100,000	-	750,000	-	-	-	-	850,000

OPERATING IMPACTS	Current Year	CIP						
		FY 13	FY 14	FY 15	FY 16	FY 17	FY 18	FY 13 - 18
Facility Operating Cost	-	-	-	-	-	-	-	-
Program Operating Cost	-	-	-	-	-	15,000	15,000	30,000
Total Operating Cost	\$0	\$0	\$0	\$0	\$0	\$15,000	\$15,000	\$30,000
Debt Service	-	-	-	-	-	-	-	-
Total Operating and Debt Service	\$0	\$0	\$0	\$0	\$0	\$15,000	\$15,000	\$30,000
Operating Revenue	-	-	-	-	-	-	-	-
GENERAL FUND REQUIREMENT	\$0	\$0	\$0	\$0	\$0	\$15,000	\$15,000	\$30,000



Real Estate Assessments System

Lead Agency

Finance/Information Technology

Project Description

The Real Estate Assessments System replacement is the mass appraisal system for assessing property in the County. The existing system was installed in 1998 and is no longer supported by the original vendor.

Service Impact

- **The Real Estate Computer Assisted Mass Appraisal (CAMA) system** is a high priority.
- **The Real Estate Assessments system** is responsible for assessing nearly \$700 million in tax revenue annually. The inability to accurately assess property would have a severe impact on County government operations including public safety and human services and Prince William County Schools.

Funding Sources

- **Technology Capital Projects Fund Balance** provides \$700,000 for this project.

Critical Milestones

- **System goes live** in FY 13.

Strategic Plan Impact

- | | |
|--|---|
| <input checked="" type="radio"/> Economic Development/
Transportation | <input checked="" type="radio"/> Human Services |
| <input checked="" type="radio"/> Education | <input checked="" type="radio"/> Public Safety |


Comprehensive Plan Impact

- | | |
|--|--|
| <input type="radio"/> Cultural Resources | <input type="radio"/> Police |
| <input type="radio"/> Economic Development | <input type="radio"/> Potable Water |
| <input type="radio"/> Environment | <input type="radio"/> Schools |
| <input type="radio"/> Fire & Rescue | <input type="radio"/> Sewer |
| <input type="radio"/> Land Use | <input type="radio"/> Telecommunications |
| <input type="radio"/> Libraries | <input type="radio"/> Transportation |
| <input type="radio"/> Parks & Open Space | |

FUNDING SOURCES	Total Project Estimate	Prior Years' Actual	Current Year	CIP								
				FY 13	FY 14	FY 15	FY 16	FY 17	FY 18	FY 13 - 18	Future Years	
Proffers/General Fund	-	-	-	-	-	-	-	-	-	-	-	-
Capital Reserve	-	-	-	-	-	-	-	-	-	-	-	-
Fire Levy	-	-	-	-	-	-	-	-	-	-	-	-
E-911	-	-	-	-	-	-	-	-	-	-	-	-
ISF Cap Proj Fund Balance	700,000	700,000	-	-	-	-	-	-	-	-	-	-
Technology Reserve	-	-	-	-	-	-	-	-	-	-	-	-
State/Federal	-	-	-	-	-	-	-	-	-	-	-	-
Proffers Identified	-	-	-	-	-	-	-	-	-	-	-	-
Proffers Projected	-	-	-	-	-	-	-	-	-	-	-	-
Other	-	-	-	-	-	-	-	-	-	-	-	-
TOTAL	\$700,000	\$700,000	\$0	\$0	\$0	\$0	\$0	\$0	\$0	\$0	\$0	\$0
COST CATEGORIES												
Project Management	-	-	-	-	-	-	-	-	-	-	-	-
Systems Requirements	-	-	-	-	-	-	-	-	-	-	-	-
System Planning & Analysis	8,950	8,950	-	-	-	-	-	-	-	-	-	-
Systems Design	-	-	-	-	-	-	-	-	-	-	-	-
System Development, Deployment & Testing	676,050	-	676,050	-	-	-	-	-	-	-	-	-
Operations, Maintenance & Evaluation	-	-	-	-	-	-	-	-	-	-	-	-
	15,000	-	15,000	-	-	-	-	-	-	-	-	-
TOTAL	\$700,000	\$8,950	\$691,050	\$0	\$0	\$0	\$0	\$0	\$0	\$0	\$0	\$0
BALANCE	\$0	\$691,050	(\$691,050)	\$0	\$0	\$0	\$0	\$0	\$0	\$0	\$0	\$0

APPROPRIATIONS	Appropriated Project Budget	Appropriations							
		FY 13	FY 14	FY 15	FY 16	FY 17	FY 18	FY 13 - 18	Future Years
Revenues	700,000								
Expenditures	700,000								
Unappropriated Revenues	-	-	-	-	-	-	-	-	-
Unappropriated Expenditures	-	-	-	-	-	-	-	-	-

OPERATING IMPACTS	Current Year	CIP							
		FY 13	FY 14	FY 15	FY 16	FY 17	FY 18	FY 13 - 18	
Facility Operating Cost	-	-	-	-	-	-	-	-	-
Program Operating Cost	-	-	54,000	58,500	64,200	70,000	70,000	316,700	
Total Operating Cost	\$0	\$0	\$54,000	\$58,500	\$64,200	\$70,000	\$70,000	\$316,700	
Debt Service	-	-	-	-	-	-	-	-	
Total Operating and Debt Service	\$0	\$0	\$54,000	\$58,500	\$64,200	\$70,000	\$70,000	\$316,700	
Operating Revenue	-	-	-	-	-	-	-	-	
GENERAL FUND REQUIREMENT	\$0	\$0	\$54,000	\$58,500	\$64,200	\$70,000	\$70,000	\$316,700	



Social Services Electronic Document Management

Lead Agency

Social Services/Information Technology

Project Description

The Department of Social Services has a need for Electronic Document Management System (EDMS) that can store client documents in a manageable, retrievable and searchable format. The project will cover the cost for licenses for every worker, purchase a new server for file storage and an automated scanning server and set up and customization of the system to meet business needs.

Service Impact

- **Reduce and eliminate** paper storage.
- **Improve** efficiency.
- **Reduce** errors.
- **Reduce** filing and purging time.

Funding Sources

- **The General Fund** provides \$400,000 for this project.

Critical Milestones

- **Establish requirements, develop and implement system** in FY 15.
- **System testing and acceptance** in FY 16.

Strategic Plan Impact

- | | |
|---|---|
| <input type="radio"/> Economic Development/
Transportation | <input checked="" type="radio"/> Human Services |
| <input type="radio"/> Education | <input type="radio"/> Public Safety |

Comprehensive Plan Impact

- | | |
|--|--|
| <input type="radio"/> Cultural Resources | <input type="radio"/> Police |
| <input type="radio"/> Economic Development | <input type="radio"/> Potable Water |
| <input type="radio"/> Environment | <input type="radio"/> Schools |
| <input type="radio"/> Fire & Rescue | <input type="radio"/> Sewer |
| <input type="radio"/> Land Use | <input type="radio"/> Telecommunications |
| <input type="radio"/> Libraries | <input type="radio"/> Transportation |
| <input type="radio"/> Parks & Open Space | |

FUNDING SOURCES	Total Project Estimate	Prior Years' Actual	Current Year	CIP							Future Years	
				FY 13	FY 14	FY 15	FY 16	FY 17	FY 18	FY 13 - 18		
Proffers/General Fund	400,000	-	-	-	-	400,000	-	-	-	-	400,000	-
Capital Reserve	-	-	-	-	-	-	-	-	-	-	-	-
Fire Levy	-	-	-	-	-	-	-	-	-	-	-	-
E-911	-	-	-	-	-	-	-	-	-	-	-	-
ISF Fund Balance	-	-	-	-	-	-	-	-	-	-	-	-
Technology Reserve	-	-	-	-	-	-	-	-	-	-	-	-
TIP Capital Fund	-	-	-	-	-	-	-	-	-	-	-	-
State/Federal	-	-	-	-	-	-	-	-	-	-	-	-
Proffers Identified	-	-	-	-	-	-	-	-	-	-	-	-
Proffers Projected	-	-	-	-	-	-	-	-	-	-	-	-
Other	-	-	-	-	-	-	-	-	-	-	-	-
TOTAL	\$400,000	\$0	\$0	\$0	\$0	\$400,000	\$0	\$0	\$0	\$0	\$400,000	\$0
COST CATEGORIES												
Project Management	-	-	-	-	-	-	-	-	-	-	-	-
Systems Requirements	110,000	-	-	-	-	110,000	-	-	-	-	110,000	-
System Planning & Analysis	-	-	-	-	-	-	-	-	-	-	-	-
Systems Design	-	-	-	-	-	-	-	-	-	-	-	-
System Development, Deployment & Testing	100,000	-	-	-	-	100,000	-	-	-	-	100,000	-
Operations, Maintenance & Evaluation	190,000	-	-	-	-	190,000	-	-	-	-	190,000	-
	-	-	-	-	-	-	-	-	-	-	-	-
	-	-	-	-	-	-	-	-	-	-	-	-
TOTAL	\$400,000	\$0	\$0	\$0	\$0	\$400,000	\$0	\$0	\$0	\$0	\$400,000	\$0
BALANCE	\$0	\$0	\$0	\$0	\$0	\$0	\$0	\$0	\$0	\$0	\$0	\$0

APPROPRIATIONS	Appropriated Project Budget	Appropriations							Future Years
		FY 13	FY 14	FY 15	FY 16	FY 17	FY 18	FY 13 - 18	
Revenues	-	-	-	-	-	-	-	-	-
Expenditures	-	-	-	-	-	-	-	-	-
Unappropriated Revenues	(400,000)	-	-	400,000	-	-	-	400,000	-
Unappropriated Expenditures	(400,000)	-	-	400,000	-	-	-	400,000	-

OPERATING IMPACTS	Current Year	CIP						
		FY 13	FY 14	FY 15	FY 16	FY 17	FY 18	FY 13 - 18
Facility Operating Cost	-	-	-	-	-	-	-	-
Program Operating Cost	-	-	-	-	40,000	42,000	45,000	127,000
Total Operating Cost	\$0	\$0	\$0	\$0	\$40,000	\$42,000	\$45,000	\$127,000
Debt Service	-	-	-	-	-	-	-	-
Total Operating and Debt Service	\$0	\$0	\$0	\$0	\$40,000	\$42,000	\$45,000	\$127,000
Operating Revenue	-	-	-	-	-	-	-	-
GENERAL FUND REQUIREMENT	\$0	\$0	\$0	\$0	\$40,000	\$42,000	\$45,000	\$127,000



Social Services Information System

Lead Agency

Social Services/Information Technology

Project Description

The Comprehensive Services Act (CSA) is legislation enacted by the Virginia General Assembly to manage funding for high-risk and special needs children.

Harmony is the automated management information system to support three multi disciplinary teams, hearing schedules, confidential client data bases, treatment services and financial records. Harmony also tracks cases, referral and enrollment information, services needed and family relationships and contacts.

The Department of Social Services (DSS) has a number of unsupported Microsoft Access databases which contain mission critical data which, if unavailable would create significant difficulties for multiple departments. Harmony Software has the capacity to integrate with the current software structure to support the data currently contained in these unsupported access databases.

Service Impact

- **The Harmony** fiscal module currently in use is a business critical system which is used not only by DSS and CSA but also the PWC school system, Community Services and Juvenile Court Service Unit.

Funding Sources

- **The General Fund** provides \$796,000 for this project.

Critical Milestones

- **Establish system requirements, develop and implement system** in FY 14.
- **System testing and acceptance** in FY 15.

Strategic Plan Impact

- | | |
|---|---|
| <input type="radio"/> Economic Development/
Transportation | <input checked="" type="radio"/> Human Services |
| <input type="radio"/> Education | <input type="radio"/> Public Safety |

Comprehensive Plan Impact

- | | |
|--|--|
| <input type="radio"/> Cultural Resources | <input type="radio"/> Police |
| <input type="radio"/> Economic Development | <input type="radio"/> Potable Water |
| <input type="radio"/> Environment | <input type="radio"/> Schools |
| <input type="radio"/> Fire & Rescue | <input type="radio"/> Sewer |
| <input type="radio"/> Land Use | <input type="radio"/> Telecommunications |
| <input type="radio"/> Libraries | <input type="radio"/> Transportation |
| <input type="radio"/> Parks & Open Space | |

FUNDING SOURCES	Total Project Estimate	Prior Years' Actual	Current Year	CIP							Future Years	
				FY 13	FY 14	FY 15	FY 16	FY 17	FY 18	FY 13 - 18		
Proffers/General Fund	796,000	-	-	-	796,000	-	-	-	-	-	796,000	-
Capital Reserve	-	-	-	-	-	-	-	-	-	-	-	-
Fire Levy	-	-	-	-	-	-	-	-	-	-	-	-
E-911	-	-	-	-	-	-	-	-	-	-	-	-
ISF Fund Balance	-	-	-	-	-	-	-	-	-	-	-	-
Technology Reserve	-	-	-	-	-	-	-	-	-	-	-	-
TIP Capital Fund	-	-	-	-	-	-	-	-	-	-	-	-
State/Federal	-	-	-	-	-	-	-	-	-	-	-	-
Proffers Identified	-	-	-	-	-	-	-	-	-	-	-	-
Proffers Projected	-	-	-	-	-	-	-	-	-	-	-	-
Other	-	-	-	-	-	-	-	-	-	-	-	-
TOTAL	\$796,000	\$0	\$0	\$0	\$796,000	\$0	\$0	\$0	\$0	\$0	\$796,000	\$0
COST CATEGORIES												
Project Management	72,000	-	-	-	72,000	-	-	-	-	-	72,000	-
Systems Requirements	-	-	-	-	-	-	-	-	-	-	-	-
System Planning & Analysis	-	-	-	-	-	-	-	-	-	-	-	-
Systems Design	28,000	-	-	-	28,000	-	-	-	-	-	28,000	-
System Development, Deployment & Testing	696,000	-	-	-	696,000	-	-	-	-	-	696,000	-
Operations, Maintenance & Evaluation	-	-	-	-	-	-	-	-	-	-	-	-
TOTAL	\$796,000	\$0	\$0	\$0	\$796,000	\$0	\$0	\$0	\$0	\$0	\$796,000	\$0
BALANCE	\$0	\$0	\$0	\$0	\$0	\$0	\$0	\$0	\$0	\$0	\$0	\$0

APPROPRIATIONS	Appropriated Project Budget	Appropriations							Future Years
		FY 13	FY 14	FY 15	FY 16	FY 17	FY 18	FY 13 - 18	
Revenues	-	-	-	-	-	-	-	-	-
Expenditures	-	-	-	-	-	-	-	-	-
Unappropriated Revenues	(796,000)	-	796,000	-	-	-	-	-	796,000
Unappropriated Expenditures	(796,000)	-	796,000	-	-	-	-	-	796,000

OPERATING IMPACTS	Current Year	CIP						
		FY 13	FY 14	FY 15	FY 16	FY 17	FY 18	FY 13 - 18
Facility Operating Cost	-	-	-	-	-	-	-	-
Program Operating Cost	-	-	41,664	43,123	44,632	46,194	48,000	223,613
Total Operating Cost	\$0	\$0	\$41,664	\$43,123	\$44,632	\$46,194	\$48,000	\$223,613
Debt Service	-	-	-	-	-	-	-	-
Total Operating and Debt Service	\$0	\$0	\$41,664	\$43,123	\$44,632	\$46,194	\$48,000	\$223,613
Operating Revenue	-	-	-	-	-	-	-	-
GENERAL FUND REQUIREMENT	\$0	\$0	\$41,664	\$43,123	\$44,632	\$46,194	\$48,000	\$223,613



Tax Administration System

Lead Agency

Finance/Information Technology

Project Description

The County's Tax Administration System manages the billing and collection of taxes, personal property assessments and business licenses. The existing system was implemented in 1999 and is outdated, thus requiring a system upgrade.

Service Impact

- **The Tax Administration system** is responsible for billing and collecting nearly \$700 million in tax revenue annually. The inability to accurately bill and collect revenues would have a severe impact on County government operations including public safety, human services and Prince William County Schools.

Funding Sources

- **Technology Capital Projects Fund Balance** provides \$2 million in funds for this project.

Critical Milestones

- **Acquisition plan** began in FY 12.
- **Project schedule** will be established in FY 13.
- **System replacement** is scheduled for FY 14-15.

Strategic Plan Impact

- Economic Development/Transportation
- Education
- Human Services
- Public Safety

Comprehensive Plan Impact


- Cultural Resources
- Economic Development
- Environment
- Fire & Rescue
- Land Use
- Libraries
- Parks & Open Space
- Police
- Potable Water
- Schools
- Sewer
- Telecommunications
- Transportation

FUNDING SOURCES	Total Project Estimate	Prior Years' Actual	Current Year	CIP								Future Years
				FY 13	FY 14	FY 15	FY 16	FY 17	FY 18	FY 13 - 18		
Proffers/General Fund	-	-	-	-	-	-	-	-	-	-	-	-
Capital Reserve	-	-	-	-	-	-	-	-	-	-	-	-
Fire Levy	-	-	-	-	-	-	-	-	-	-	-	-
E-911	-	-	-	-	-	-	-	-	-	-	-	-
ISF Cap Proj Fund Balance	2,000,000	2,000,000	-	-	-	-	-	-	-	-	-	-
Technology Reserve	-	-	-	-	-	-	-	-	-	-	-	-
State/Federal	-	-	-	-	-	-	-	-	-	-	-	-
Proffers Identified	-	-	-	-	-	-	-	-	-	-	-	-
Proffers Projected	-	-	-	-	-	-	-	-	-	-	-	-
Other	-	-	-	-	-	-	-	-	-	-	-	-
TOTAL	\$2,000,000	\$2,000,000	\$0	\$0	\$0	\$0	\$0	\$0	\$0	\$0	\$0	\$0

COST CATEGORIES												
Project Management	-	-	-	-	-	-	-	-	-	-	-	-
Systems Requirements	-	-	-	-	-	-	-	-	-	-	-	-
System Planning & Analysis	-	-	-	-	-	-	-	-	-	-	-	-
Systems Design	-	-	-	-	-	-	-	-	-	-	-	-
System Development, Deployment & Testing	2,000,000	-	2,000,000	-	-	-	-	-	-	-	-	-
Operations, Maintenance & Evaluation	-	-	-	-	-	-	-	-	-	-	-	-
TOTAL	\$2,000,000	\$0	\$2,000,000	\$0	\$0	\$0	\$0	\$0	\$0	\$0	\$0	\$0
BALANCE	\$0	\$2,000,000	(\$2,000,000)	\$0	\$0	\$0	\$0	\$0	\$0	\$0	\$0	\$0

APPROPRIATIONS	Appropriated Project Budget	Appropriations								Future Years
		FY 13	FY 14	FY 15	FY 16	FY 17	FY 18	FY 13 - 18		
Revenues	2,000,000									
Expenditures	2,000,000									
Unappropriated Revenues	-	-	-	-	-	-	-	-	-	-
Unappropriated Expenditures	-	-	-	-	-	-	-	-	-	-

OPERATING IMPACTS	Current Year	CIP							
		FY 13	FY 14	FY 15	FY 16	FY 17	FY 18	FY 13 - 18	
Facility Operating Cost	-	-	-	-	-	-	-	-	-
Program Operating Cost	-	-	17,000	17,000	17,000	17,000	17,000	85,000	-
Total Operating Cost	\$0	\$0	\$17,000	\$17,000	\$17,000	\$17,000	\$17,000	\$85,000	\$0
Debt Service	-	-	-	-	-	-	-	-	-
Total Operating and Debt Service	\$0	\$0	\$17,000	\$17,000	\$17,000	\$17,000	\$17,000	\$85,000	\$0
Operating Revenue	-	-	-	-	-	-	-	-	-
GENERAL FUND REQUIREMENT	\$0	\$0	\$17,000	\$17,000	\$17,000	\$17,000	\$17,000	\$85,000	\$0



Virtual Desktop Infrastructure

Lead Agency

Information Technology

Project Description

This project will design and implement a virtual desktop infrastructure (VDI) within the County. This will reduce the complexity of standalone personal computer systems, thereby reducing support and hardware costs for those systems.

Service Impact

- **Virtual desktop infrastructure** allows for simpler provisioning of new desktops, lowers the cost of deploying new applications, improves desktop image management, provides longer desktop lifecycles and secures remote access to an enterprise desktop environment.

Funding Sources

- **Technology Capital Projects Fund Balance** provides \$554,212 in funding for this project.

Critical Milestones

- **Project management and design** began in FY 12 with a pilot project.

Strategic Plan Impact

- Economic Development/Transportation
- Human Services
- Education
- Public Safety

Comprehensive Plan Impact

- Cultural Resources
- Police
- Economic Development
- Potable Water
- Environment
- Schools
- Fire & Rescue
- Sewer
- Land Use
- Telecommunications
- Libraries
- Transportation
- Parks & Open Space

FUNDING SOURCES	Total Project Estimate	Prior Years' Actual	Current Year	CIP								Future Years
				FY 13	FY 14	FY 15	FY 16	FY 17	FY 18	FY 13 - 18		
Proffers/General Fund	554,212	-	-	-	-	-	-	-	554,212	-	554,212	-
Capital Reserve	-	-	-	-	-	-	-	-	-	-	-	-
Fire Levy	-	-	-	-	-	-	-	-	-	-	-	-
E-911	-	-	-	-	-	-	-	-	-	-	-	-
ISFCap Proj Fund Balance	300,000	-	300,000	-	-	-	-	-	-	-	-	-
Technology Reserve	-	-	-	-	-	-	-	-	-	-	-	-
State/Federal	-	-	-	-	-	-	-	-	-	-	-	-
Proffers Identified	-	-	-	-	-	-	-	-	-	-	-	-
Proffers Projected	-	-	-	-	-	-	-	-	-	-	-	-
Other	-	-	-	-	-	-	-	-	-	-	-	-
TOTAL	\$854,212	\$0	\$300,000	\$0	\$0	\$0	\$0	\$0	\$554,212	\$0	\$554,212	\$0

COST CATEGORIES

Project Management	50,000	-	50,000	-	-	-	-	-	-	-	-	-
Systems Requirements	50,000	-	50,000	-	-	-	-	-	-	-	-	-
System Planning & Analysis	50,000	-	50,000	-	-	-	-	-	-	-	-	-
Systems Design	50,000	-	50,000	-	-	-	-	-	-	-	-	-
System Development, Deployment & Testing	604,212	-	50,000	-	-	-	-	554,212	-	554,212	-	-
Operations, Maintenance & Evaluation	50,000	-	50,000	-	-	-	-	-	-	-	-	-
	-	-	-	-	-	-	-	-	-	-	-	-
	-	-	-	-	-	-	-	-	-	-	-	-
TOTAL	\$854,212	\$0	\$300,000	\$0	\$0	\$0	\$0	\$554,212	\$0	\$554,212	\$0	\$0

BALANCE	\$0	\$0	\$0	\$0	\$0	\$0	\$0	\$0	\$0	\$0	\$0	\$0
----------------	------------	------------	------------	------------	------------	------------	------------	------------	------------	------------	------------	------------

APPROPRIATIONS	Appropriated Project Budget	Appropriations								Future Years	
		FY 13	FY 14	FY 15	FY 16	FY 17	FY 18	FY 13 - 18			
Revenues	300,000										
Expenditures	300,000										
Unappropriated Revenues	(554,212)	-	-	-	-	-	554,212	-	554,212	-	-
Unappropriated Expenditures	(554,212)	-	-	-	-	-	554,212	-	554,212	-	-

OPERATING IMPACTS	Current Year	CIP							
		FY 13	FY 14	FY 15	FY 16	FY 17	FY 18	FY 13 - 18	
Facility Operating Cost	-	-	-	-	-	-	-	-	-
Program Operating Cost	-	-	-	-	-	-	-	-	-
Total Operating Cost	\$0	\$0	\$0	\$0	\$0	\$0	\$0	\$0	\$0
Debt Service	-	-	-	-	-	-	-	-	-
Total Operating and Debt Service	\$0	\$0	\$0	\$0	\$0	\$0	\$0	\$0	\$0
Operating Revenue	-	-	-	-	-	-	-	-	-
GENERAL FUND REQUIREMENT	\$0	\$0	\$0	\$0	\$0	\$0	\$0	\$0	\$0



