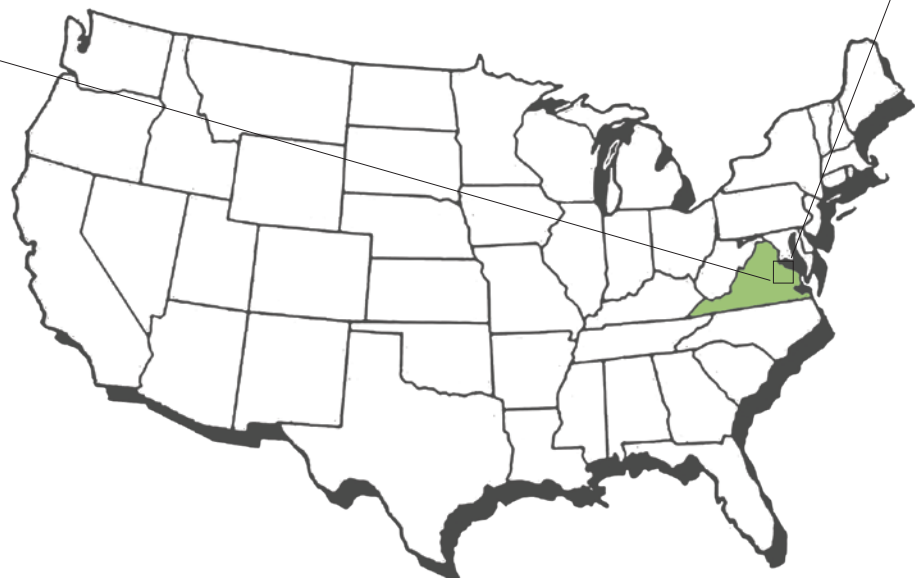
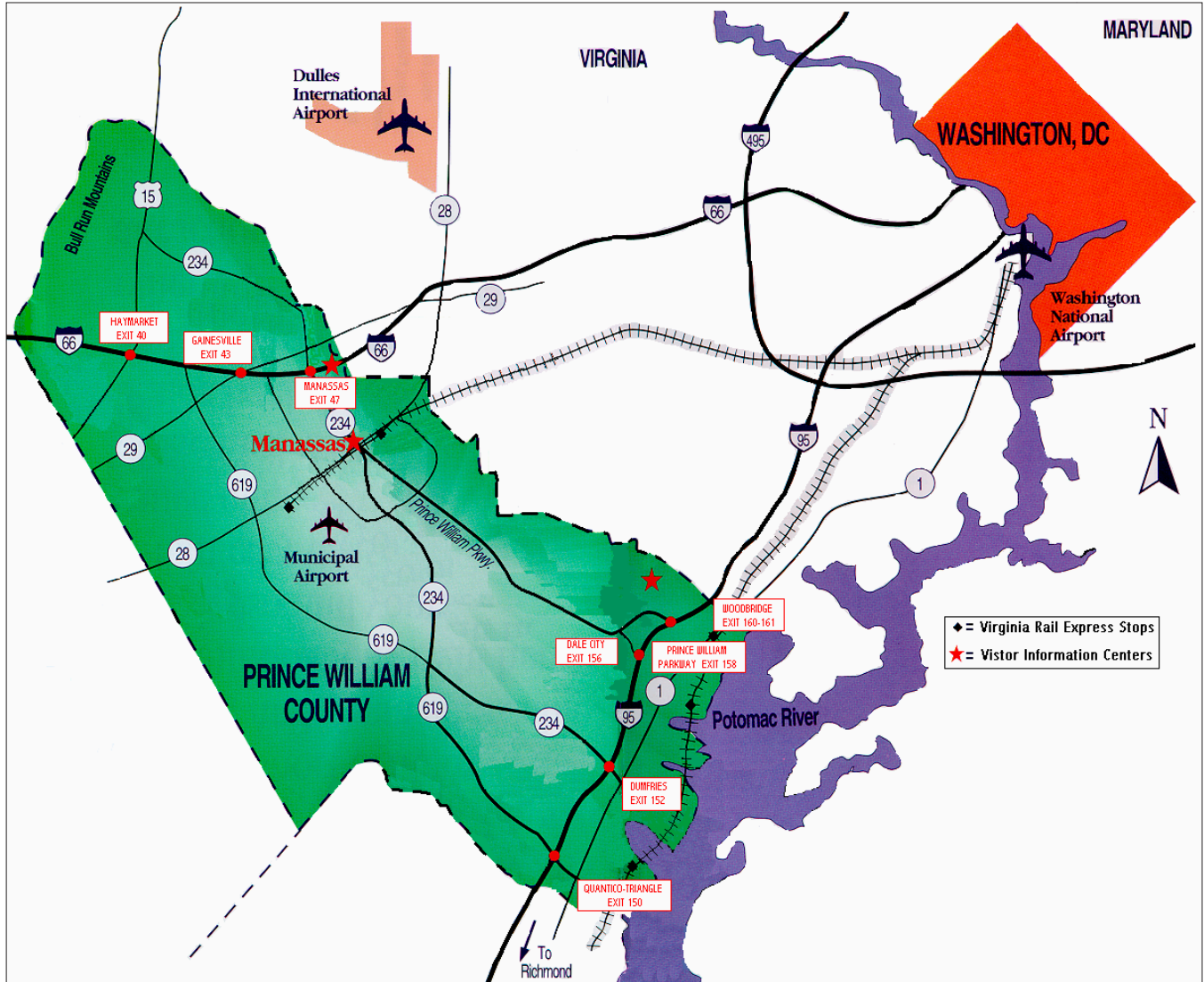


Map of Prince William County



- **Suburb of Washington, D.C.**
- **Population approx. 433,000**
- **Eight-Member Elected Board of County Supervisors**
- **Appointed County Executive**



Regional Perspective

Prince William County is located in Northern Virginia, approximately 35 miles southwest of Washington, D.C. The County encompasses an area of 348 square miles, 18.8% of which is federally owned land.

Prince William's location in the Metropolitan Washington, D.C. area and the availability of excellent transportation in the region is a catalyst for growth in the County which continues to provide numerous economic advantages. Interstate 95 and U.S. Highway 1 connect the County with Washington, D. C. to the north and Richmond, Virginia to the south. Interstate 66 connects the western portion of the County with Washington, D.C. to the east and Interstate 81 to the west. The Route 234 Bypass links Interstate 66 in the west with 7,000 acres designated for industrial and commercial growth. Prince William Parkway includes a new interchange on Interstate 95 and prime development locations through the eastern portion of the County.

The County has a number of freight and passenger rail service alternatives available to its citizens and businesses. CSX and Norfolk Southern Railway provide freight service to the County. Amtrak passenger trains provide inter-city service to points up and down the Eastern seaboard from stations in the Town of Quantico and the City of Manassas. The Virginia Railway Express provides passenger service to and from the District of Columbia from four stations within the County.

Dulles International Airport, Reagan National Airport, and Manassas Municipal Airport, a regional facility, provide air transportation within easy access of Prince William County.

Local Government

Prince William County Government has exercised local governing powers granted by the Virginia General Assembly in 1730. Since 1972, Prince William County has had the County Executive form of government. Under this form of government, an eight member Board of County Supervisors has full power to determine the policies covering the financial and business affairs of the County government. The Board appoints a County Executive to act as the County government's chief administrative officer and to execute the Board's policies. The Board also appoints a County Attorney and several separate Boards and Authorities to administer the operations of certain services. The County provides a full range of local government services including police, fire and rescue, court services, education, development administration, library, water and sewer services, park and recreational services, health and social services, public improvements, planning and general administration.

History

Captain John Smith first discovered Prince William County during an expedition up the Potomac River in 1608. Smith found the region inhabited by Anacostan, Doeg, Iroquois, and Piscataway Indians. The first known colonial settlement was founded in 1722. In 1730, the Virginia General Assembly carved out an area approximately 2,000 square miles in size and named it Prince William County, after the second son of England's King George II. At that time Prince William County comprised all of "Northern Virginia" but by 1759, the General Assembly substantially reduced the County's size. Fairfax County was formed in 1742 and Fauquier County was formed in 1759, both from the original Prince William County area.

In 1730, the Dumfries area was prominent in the County and may have been the location of an official Tobacco Inspection Station due to its close proximity to the Potomac River. This is important because the Potomac River was a major regional route used to export tobacco to England, which was profitable for the southern colonial regions. The Tobacco Inspection law, passed in Virginia in 1730, required all exported tobacco shipments to bear an inspection certificate. Dumfries officially became a town in 1749 and in 1763 it reached an economic milestone by exporting more tobacco tonnage than the colony of New York.



Economic and political displeasure with the British government reached the breaking point for Prince William colonists in 1773. Pro-colony groups such as the Prince William Resolvers voiced protest against the erosion of colonial liberties. As England had ordered all colonial governors to cease granting lands, except to veterans of the French and Indian War, further financial strains were wrought against the colonies through taxation, including the infamous Tea Act and Stamp Act. In 1774, under ever-mounting pressure, the Virginia Convention adopted resolves against the importation of British goods and the importation of slaves. The Virginia Convention also required each county to form a volunteer company of cavalry or infantry. Prince William had already formed a volunteer unit a year before. The Independent Company of Prince William, under the leadership of Captains William Grayson and Philip Richard Francis Lee, was a volunteer unit comprised of 40 plus infantrymen. Many troops from the Independent Company of Prince William joined others from around the state to form two Colony regiments sanctioned by the third Virginia Convention in 1775. After the start of the Revolutionary War in 1776, the remaining troops of the “Company” became known as the Prince William District Battalion. In June of that year, Captain Grayson was appointed Assistant Secretary to General George Washington.

The war ended and news of the ratification of the Treaty of Paris between the United States and Great Britain reached Virginia on February 3, 1784.

Prince William County soldiers from the Virginia regiments returned home to their families. Although there was heavy troop movement through the County from all sides, it escaped the massive destruction leveled against Richmond. The County wasn't as fortunate, however, during the Civil War.

Before the Civil War, the population of Prince William County reached 11,000 and the African American population was 43.4 percent. Many African Americans in Virginia at this time were free from slavery and indentured servitude. Virginia legislators passed a law in 1782 permitting the freeing of slaves; however, colonies further south did not participate in similar legislation. Haymarket emerged as a large population center in 1799, with Occoquan following in 1804 and Brentsville in 1822. The County thrived through the early and mid-1800's. The railroad era began in Virginia around 1811 and in 1851 the railroad reached Manassas. Manassas Junction brought a new form of shipping and travel to the area. It also became a crucial stratagem for cutting off supplies to either side throughout the War. The first threat to the railroad junction was the Battle at Blackburn's Ford after Virginia seceded from the Union in 1861. Although the Battle at Blackburn's Ford was short-lived, it was a prelude to the First Manassas battle three days later. First Manassas at Bull Run was the first major land battle of Union and Confederate armies in Virginia after the Confederate takeover of Fort Sumter in South Carolina. The Union objective was to seize the Manassas Junction Railroad. Thomas J. Jackson earned his very famous nickname “Stonewall” Jackson towards the end of this battle.



Many lesser-known battles were also fought in the County; they include Cockpit Point, Manassas Station, Chapman's Mill, and Bristoe Station. Cockpit Point, a stretch of shoreline along the Occoquan River, is where the Confederate army formed a blockade at the Potomac River to cut off supplies to Washington. The Battle at Manassas Station was a Confederate victory where the Union supply depot at Manassas Junction was destroyed. The skirmish near Chapman's Mill ensured another Union defeat at the Second Battle of Bull Run; a swift Union retreat allowed two Confederate battalions to join together. This single seemingly inconsequential action virtually ensured the defeat of the Union Army



during the Second Battle at Bull Run. The last battle fought in Prince William County was at Bristoe Station in 1863. A Confederate corps happened upon a retreating Union army at Bristoe Station and attacked. Other Union soldiers in the area countered the small corps and captured the Confederate battery of artillery.

Manassas became a town in 1873. In 1892 Manassas became the County Seat for Prince William. Rebuilding the area to its former glory was almost an impossible task for locals. Grand manors and local businesses blighted during the War were replaced by modern inventions and post war architecture. The railroad was reconstructed and expanded westward. Education became more important and schools sprung up almost overnight. Ironically, a former Union Army Officer, George Carr Round, relocated to Manassas and helped to build its first public school. He later served on the Town Council and was a member of the Virginia General Assembly. Many schools and colleges opened in the County including the Manassas Industrial School for Colored Youth and Eastern College. The Manassas Industrial School for Colored Youth was founded by Jennie Dean in 1894. The purpose of the school was to improve the moral and intellectual condition of the youth placed under its care. Eastern College attracted students from over 22 states and 2 foreign countries. Eastern was transformed into a military academy and later closed in 1935. Other academies and military schools opened in the area in the early 1900's. The ultimate military training academy was founded on a peninsula southwest of the Town of Occoquan, on the Quantico River in 1917. The Quantico Marine Base became an official training facility for the Navy before World War I, and was one of the first Marine training centers not housed on a naval base. The Town of Quantico, surrounded by the Marine base, was incorporated in 1927.

The County has a population of 430,289 people and boasts a median household income of \$96,160 as indicated by the Census Bureau's 2012 American Community Survey (2012 ACS). It is also a "young" County with 30.6% of the population 19 years of age or under as of the 2012 ACS. Prince William County was the birthplace or home of many notable personalities including George Mason II, Henry Lee III (the father of General Robert E. Lee), William Grayson, John Ballentine, Parson Mason Locke Weems, Benita Fitzgerald, the Chinn Family, Simon Kenton, Jennie Dean, James Robinson, Wilmer McLean, and many more. From pre-colonial times to modern day, Prince William County was and continues to be a dynamic community.



Statistical Information

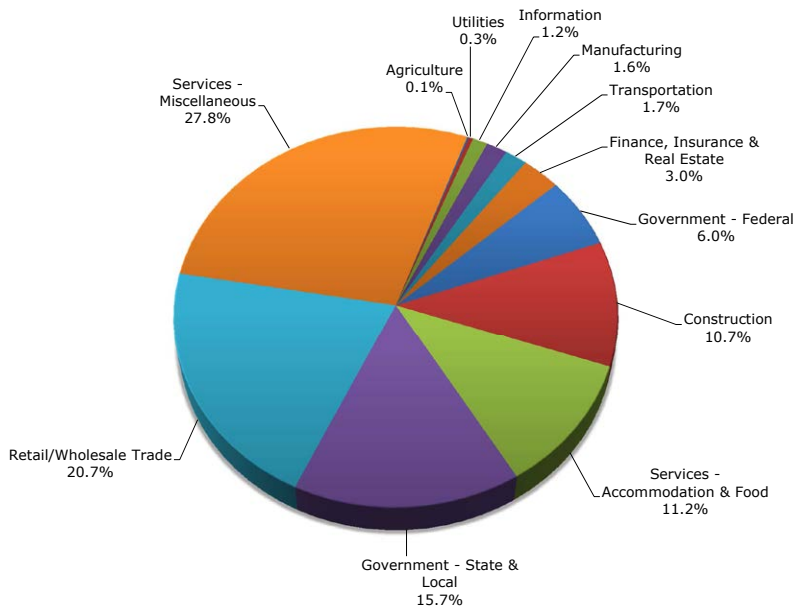
Employment

Prince William County's February 2015 unemployment rate was 4.7%. The unemployment rate continues to remain below national and state averages. The February 2015 unemployment rate in Virginia was 5.1%, and in the United States, the national rate was 5.5%.

The services, government and retail sectors reflect the greatest sources of employment within Prince William County.

Source: Department of Finance, Demographic and Economic Newsletter, First Quarter 2015.

Employment By Industry



Unemployment Rates

Year	Prince William County	Virginia	United States
2005	2.7%	3.5%	5.1%
2006	2.4%	3.0%	4.6%
2007	2.4%	3.1%	4.6%
2008	3.3%	4.0%	5.8%
2009	5.7%	6.9%	9.3%
2010	5.8%	7.1%	9.6%
2011	5.3%	6.4%	8.9%
2012	4.9%	5.9%	8.1%
2013	4.9%	5.5%	7.4%
2014	4.8%	5.2%	6.2%

Source: Virginia Employment Commission, Local Area Unemployment Statistics.

Employment by Industry

Industries	2014	2013	2012	2011	2010	2009	2008	2007	2006	2005
Agriculture	0.12%	0.13%	0.14%	0.12%	0.12%	0.12%	0.10%	0.10%	0.15%	0.17%
Construction	10.59%	10.66%	10.23%	9.71%	9.81%	9.62%	11.40%	12.88%	14.78%	15.11%
Finance, Insurance & Real Estate	2.98%	2.99%	3.03%	2.93%	3.00%	2.95%	2.98%	3.13%	3.39%	3.46%
Government - Federal	5.73%	5.99%	21.62%	23.53%	23.71%	23.45%	21.35%	20.45%	21.57%	No Data
Government - State & Local	16.68%	15.69%	-	-	-	-	-	-	-	-
Information	1.16%	1.17%	1.16%	1.10%	1.21%	1.28%	1.33%	1.45%	1.39%	1.55%
Manufacturing	1.58%	1.64%	1.89%	1.94%	1.67%	1.68%	1.92%	2.05%	2.27%	2.24%
Retail/Wholesale Trade	21.07%	20.68%	20.64%	21.23%	21.43%	21.70%	21.59%	20.78%	19.64%	20.93%
Services - Miscellaneous	27.62%	27.83%	39.19%	37.19%	36.61%	36.81%	37.01%	36.83%	34.47%	35.54%
Services - Accommodation & Food	10.53%	11.17%	-	-	-	-	-	-	-	-
Transportation	1.65%	1.72%	1.77%	1.87%	2.06%	2.00%	1.81%	1.84%	1.92%	2.32%
Unclassified	0.00%	0.00%	0.00%	0.00%	0.00%	0.00%	0.10%	0.11%	0.08%	No Data
Utilities	0.30%	0.32%	0.33%	0.36%	0.38%	0.40%	0.41%	0.37%	0.34%	0.63%
Total Employment	100.00%	100.00%	100.00%	99.98%	100.00%	100.00%	100.00%	100.00%	100.00%	81.95%

Source (2014): Virginia Employment Commission, *Economic Information Services Division, Prince William County Community Profile*. May 17, 2013. Quarterly Census of Employment and Wages (QCEW), 3rd Quarter (July, August, September) 2013.

Note (2013): Services category includes: Professional, Scientific, and Technical Services; Management of Companies and Enterprises; Educational Services; Health Care and Social Assistance; Arts, Entertainment, and Recreation; Other Services (except Public Administration).

Note (2005): Educational Employment was undisclosed in the 2005 QCEW data resulting in no data for Government and Unclassified.



Principal Employers			
Rank	Taxpayer	Ownership	Number of Employees
1	Prince William County School Board	Local Government	1,000 and over
2	U.S. Department of Defense	Federal Government	1,000 and over
3	County of Prince William	Local Government	1,000 and over
4	Wal Mart	Private	1,000 and over
5	Morale Welfare and Recreation	Federal Government	1,000 and over
6	Sentara Healthcare/Potomac Hospital Corporation	Private	1,000 and over
7	Wegmans Store #07	Private	500 to 999
8	Northern Virginia Community College	State Government	500 to 999
9	Minnieland Private Day School	Private	500 to 999
10	Target Corp	Private	500 to 999

Source: Prince William County CAFR, 2014, p. 198.

Real Estate Tax Base

- Total real estate assessments - \$53.6 billion in tax year 2015, an increase of 7.35% from the prior year
- New housing units constructed in 2014, 77.3% were assessed at over \$300,000
- In 2014, the top ten principal real property tax payers constituted 4.4% of the total County taxable assessed value
- Adopted FY16 real estate rate per \$100 of assessed value real estate tax, adopted by the Board of County Supervisors, is 2.26% less than the prior year rate
- Each penny on the rate generates approximately \$5.4 million in real estate revenue in FY16

Source: Department of Finance, Real Estate Assessments and 2014 CAFR.

2011-2014 Tax Year Comparisons				
	2011	2012	2013	2014
	FY2012	FY2013	FY2014	FY2015
Commercial Property as a % of Total Real Estate Tax Base	14.10%	14.28%	14.25%	13.58%
Average Assessed Value of All Residential Property	\$265,841	\$274,283	\$289,095	\$312,105
Tax Rate per \$100 of assessed value	\$1.204	\$1.209	\$1.181	\$1.221
Change in Residential Property Value	5.24%	2.76%	4.72%	7.62%
Change in Commercial Property Value	0.34%	3.76%	4.45%	2.22%
Tax Exempt Property as Percentage of Total Assessed Value	7.03%	7.01%	7.25%	6.84%

Source: Prince William County Real Estate Assessments Office.



Top Ten Principal Real Property Taxpayers			
Rank	Taxpayer	Taxable Assessed Value	Percentage of Total County Taxable Assessed Value
1	VA Electric & Power Company	\$ 755,920,000	1.74%
2	Northern Virginia Electric Co-op	\$ 271,275,000	0.62%
3	Verizon South, Inc.	\$ 156,121,000	0.36%
4	Woodbridge Station Apartments LLC	\$ 136,075,000	0.31%
5	Washington Gas Light Company	\$ 100,812,000	0.23%
6	Mall at Potomac Mills, LLC	\$ 97,162,000	0.22%
7	Stellar Chatsworth LLC	\$ 96,449,000	0.22%
8	TR Rollings Brook Corp.	\$ 94,942,000	0.22%
9	Prince William Square Investors LLC	\$ 93,924,000	0.22%
10	Manassas Owner LLC	\$ 74,880,000	0.17%

Source: Prince William County CAFR, 2013, p. 182.

Housing Characteristics

- 139,258 housing units in Prince William County:
 - 77,954 (56.0%) are single family detached
 - 37,206 (26.7%) are townhouses/attached
 - 22,823 (16.4%) are units in multi-family structures
 - 1,275 (.09%) are reported as mobile home, boat, RV, van, etc.
- Median value of owner occupied housing units:
 - Prince William County, \$321,400
 - Virginia, \$244,600
 - United States, \$176,700

Source: 2013 American Community Survey, US Census Bureau

Housing Units		
Year	Housing Unit	Growth Over Past Decade
1950	5,755	62.3%
1960	13,207	129.5%
1970	29,885	126.3%
1980	46,490	55.6%
1990	74,759	60.8%
2000	98,052	31.2%
2010	137,115	83.4%

Source: U.S. Department of Commerce, Bureau of the Census, Census 1950 - Census 2010

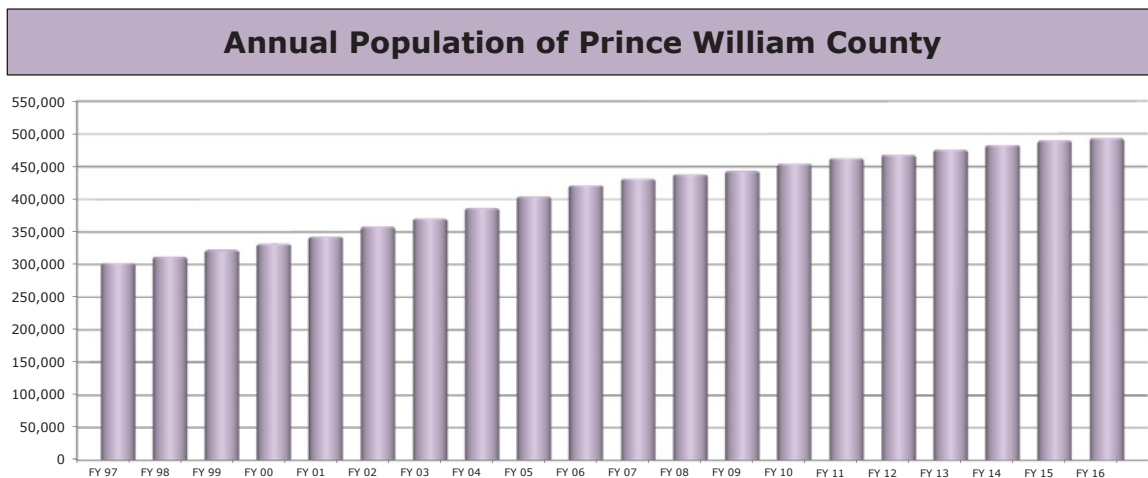
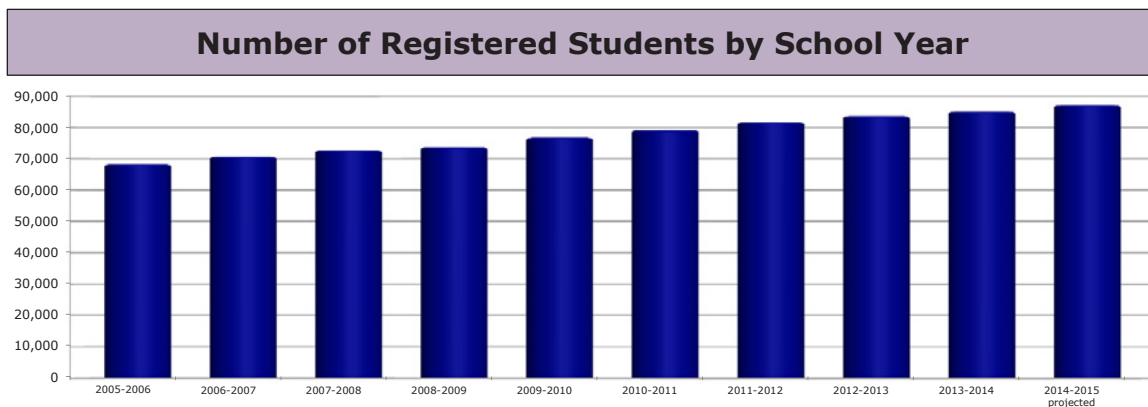


Population Growth

The County has experienced one of the most rapid population growths in the nation for the last quarter century.

- Demographic facts about the population in Prince William County:
 - Population distribution, 49.8% male and 50.2% female
 - 31.1% of population is 19 years of age or under
 - 52.2% of population is Hispanic, Black or other race
- Education of County residents 25 years or older:
 - 15.0% hold a graduate or professional degree
 - 23.7% hold a Bachelor's degree
 - 7.1% hold an Associate's degree
 - 23.5% have some college but no degree
- Students registered in Prince William County Schools
 - 87,500 students are projected to be enrolled in the 2015-2016 school year
 - School registration has grown 28.2% since the 2005-2006 school year

Sources: 2013 American Community Survey, US Census Bureau, 5-Year Estimate; Prince William County School system





Population By Jurisdiction					
		Prince William (including towns)	Manassas	Manassas Park	Total
1	Fiscal Year 1997	260,313	33,043	8,954	302,310
2	Fiscal Year 1998	268,894	33,656	9,546	312,096
3	Fiscal Year 1999	277,359	34,577	10,002	321,938
4	Fiscal Year 2000 ^(1,2)	285,871	35,388	10,472	331,731
5	Fiscal Year 2001	294,798	36,400	11,200	342,398
6	Fiscal Year 2002	309,351	36,600	11,900	357,851
7	Fiscal Year 2003	321,570	36,600	12,300	370,470
8	Fiscal Year 2004	336,820	37,000	12,700	386,520
9	Fiscal Year 2005	354,383	36,510	13,369	404,262
10	Fiscal Year 2006	371,178	36,228	13,845	421,251
11	Fiscal Year 2007	381,221	36,197	13,861	431,279
12	Fiscal Year 2008 ⁽³⁾	388,269	35,604	13,884	437,757
13	Fiscal Year 2009	392,900	36,213	14,026	443,139
14	Fiscal Year 2010 ⁽⁴⁾	402,002	37,821	14,273	454,096
15	Fiscal Year 2011 ⁽⁵⁾	409,345	39,060	14,540	462,945
16	Fiscal Year 2012 ⁽⁵⁾	413,396	39,902	14,838	468,136
17	Fiscal Year 2013 ⁽⁵⁾	418,395	40,690	15,174	474,259
18	Fiscal Year 2014 ⁽⁵⁾	422,727	41,809	15,461	479,997
19	Fiscal Year 2015 ⁽⁶⁾	427,908	42,806	15,758	486,473
20	Fiscal Year 2016 ⁽⁶⁾	433,090	43,803	16,055	492,948

Source PWC population figures:

Estimates and projections are from the Prince William County Finance Department - Prince William County Standard Data Set as of June 15, 2014.

- (1) The FY2000 (June 15, 2000) County population estimate is from the OIT Policy presentation on 8/30/2004 (page 18 of the handout, dated 8/27/2004).
- (3) FY2008 for PWC: PWC population revised 2nd Quarter 2008 from 390,844 to 388,269 in PWC Demographic Fact Sheet.
- (4) FY2010: PWC and Cities: U.S. Census Bureau, Census 2010 for population as of April 1, 2010.
- (5) FY2011-14: PWC population based on estimate from the Prince William County Finance Department - Prince William County Standard Data Set; cities population estimates based on Weldon Cooper Center (University of Virginia) population estimates as of June 30 of each fiscal year.
- (6) FY2015-16 for PWC and cities: Based on the average annual change during the previous four years (from 2010-2014).

Source city population figures:

FY1993-FY1999: Table CO-EST2001-12-51 - Time Series of Virginia Intercensal Population Estimates by County: April 1, 1990, to April 1, 2000; Source: Population Division, U.S. Census Bureau; Release Date: April 17, 2002.

- (2) FY2000 (July 1, 2000): Interpolated from the Census 2000 figure for April 1, 2000, and the Weldon Cooper Center figure for July 1, 2001.
- FY2001-FY2009: Weldon Cooper Center for Public Service, University of Virginia, Final Population Estimates Tables 2009.
- (4) FY2010: PWC and Cities: U.S. Census Bureau, Census 2010 for population as of April 1, 2010.
- (5) FY2011-14: PWC population based on estimate from the Prince William County Finance Department - Prince William County Standard Data Set; cities population estimates based on Weldon Cooper Center (University of Virginia) population estimates as of June 30 of each fiscal year.
- (6) FY2015-16 for PWC and cities: Based on the average annual change during the previous four years (from 2010-2014).

Note: County figures are as of June 15 through 2011; starting 2012, County figures are as of June 30 (Example: June 15, 2001, population used for FY2001). City figures are as of July 1 (Example: July 1, 2001, population used for FY2001).



Median Income

The median household income in the County continues to grow.

- The County median household income has increased 44.4% since 2000
 - Prince William County, \$95,268
 - Virginia, \$62,666

Source: 2013 American Community Survey, US Census Bureau, 1-Year Estimate.

Median Household Income		
Year	Housing Units	Growth Over Past Decade
1990	\$49,370	-
2000	\$65,960	33.6%
2013	\$95,268	44.4%

Source: PWC Standard Data Set; 2013 American Communit

Trends in Selected Financial Indicators

- **Debt Service Ratio:** County policies require that the amount of debt service not exceed 10.0% of annual savings
- **Unassigned Fund Balance:** Unexpended funds available to finance future operating or to provide for unforeseen expenditures.
- **Actual Revenues as Percent of Estimates:** Highlights the accuracy of the County revenue estimates, accurate estimates enable better planning of expenditure es and service delivery.
- **Bond Rating:** The rating is a reflection of the commercial financial marketplace's perception of the economic, administrative and character strengths of the County.

More detailed financial information is available in the Comprehensive Annual Financial Report (CAFR) and the FITNIS, or Financial Trends Report, available online at the County's website, www.pwcgov.org/finance.

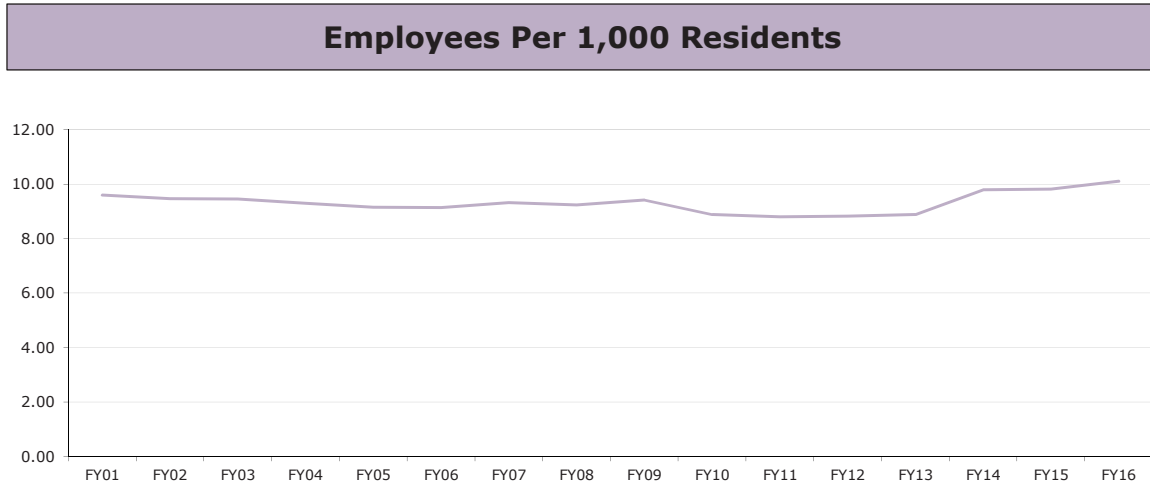
Trends in Selected Financial Indicators				
Fiscal Year	Ratio of Debt Service to Revenues ¹	Unassigned Fund Balances as a Percent of Revenue ²	Actual Revenues as a Percent of Revenue Estimate ³	Bond Rating (Fitch and S&P / Moody's) ⁴
FY04	6.30%	7.00%	103.00%	AA+/Aa1
FY05	6.40%	7.30%	104.80%	AAA/Aa1
FY06	6.80%	7.50%	101.60%	AAA/Aa1
FY07	6.60%	7.50%	98.90%	AAA/Aa1
FY08	7.30%	7.50%	98.40%	AAA/Aa1
FY09	7.10%	7.50%	102.20%	AAA/Aa1
FY10	9.70%	7.50%	100.50%	AAA/Aaa
FY11	7.60%	7.50%	102.50%	AAA/Aaa
FY12	8.10%	7.50%	99.70%	AAA/Aaa
FY13	7.50%	7.50%	98.91%	AAA/Aaa

Source: Department of Finance, Fiscal Year 2013 CAFR (1) Table 14; (2) Exhibit 3 & 5; (3) Schedule 1; (4) Bond Ratings, page 34.



General County Government Staffing

Prince William County has 10.11 employees per 1,000 residents for FY16, reflecting an increase from FY15 of 1.3%. The majority of the staffing increase is attributable to the addition of 60 public safety personnel; and 29 library positions, due to the opening of two libraries in Fall 2015.



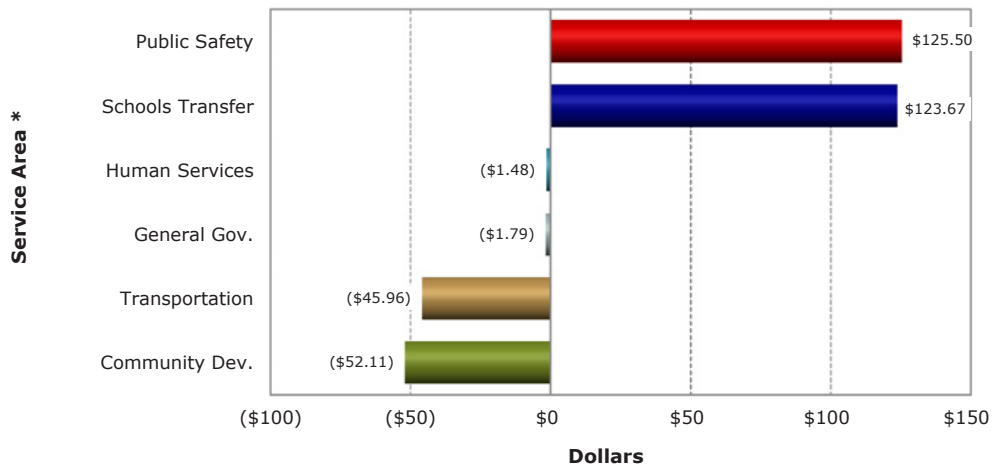


Cost Per Capita

The following graphs show the change in cost per capita between the FY07 and FY16 budgets by County service area. The first graph shows these changes not adjusted for inflation; the second graph shows the same information with the numbers adjusted for inflation.

FY07 to FY16 Dollar Change In Cost Per Capita by Service Area

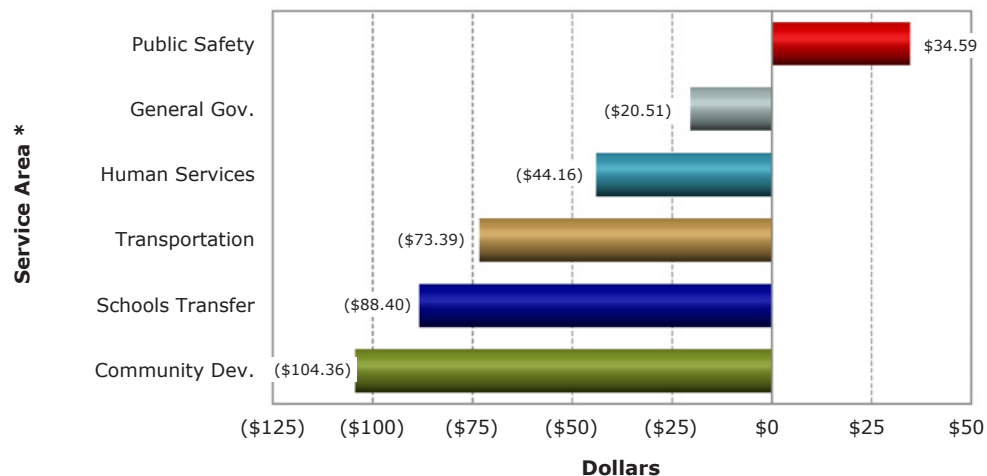
(Not Adjusted for Inflation)



*Service Area includes County government debt service and cash to capital investments

FY07 to FY16 Dollar Change In Cost Per Capita by Service Area

(Adjusted for Inflation)

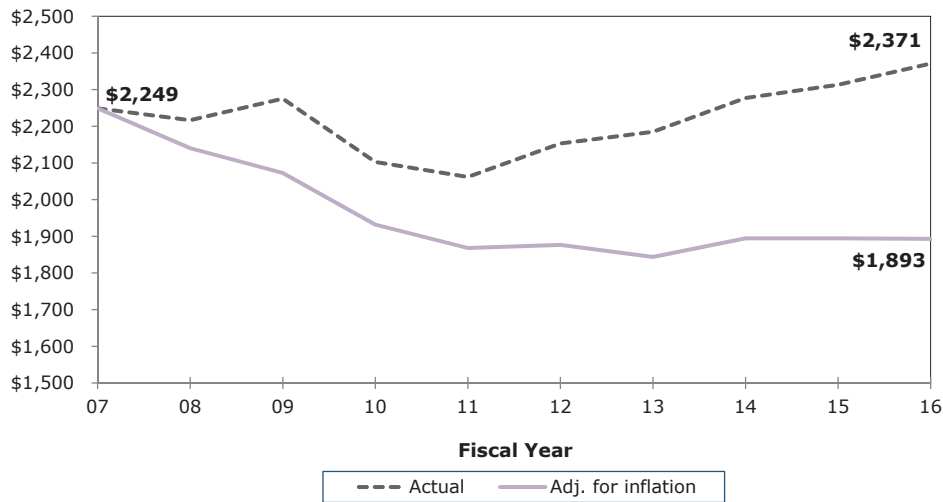


*Service Area includes County government debt service and cash to capital investments



The following graph shows that the cost per capita of the general fund budget for FY16 when adjusted for inflation is 15.8% less than the cost per capita in FY07. This is an average decrease of 1.8% per year over the past nine fiscal years. During that same period the population in the County increased from 381,221 in FY07 to a projected 433,090 in FY16 for a 13.6% increase. This is an average rate of increase of 1.5% per year over the past nine fiscal years.

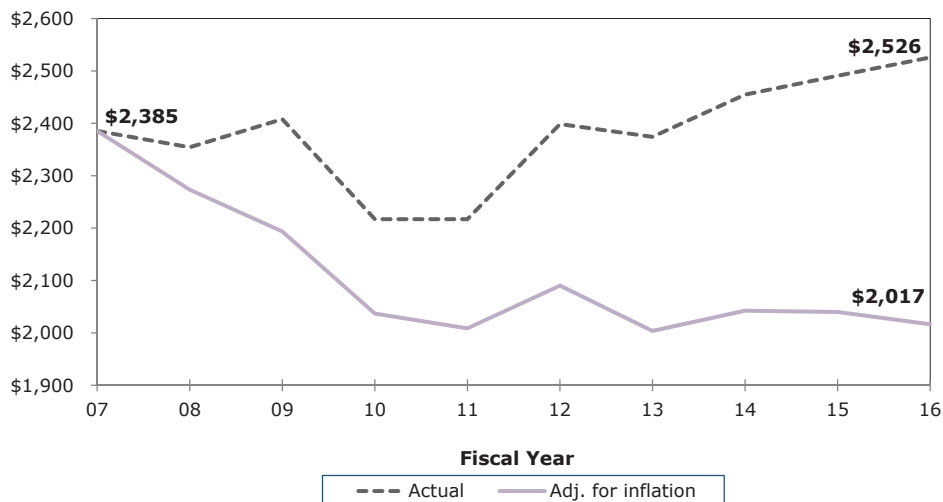
Cost Per Capita of General Fund Budgets



Note: All Years Adopted

The following graph shows the cost per capita of County budgets for FY16 when adjusted for inflation is a 15.4% less than the cost per capita in FY07. This is an average rate of decrease of 1.7% per year over the past nine fiscal years.

Cost Per Capita of County Budgets



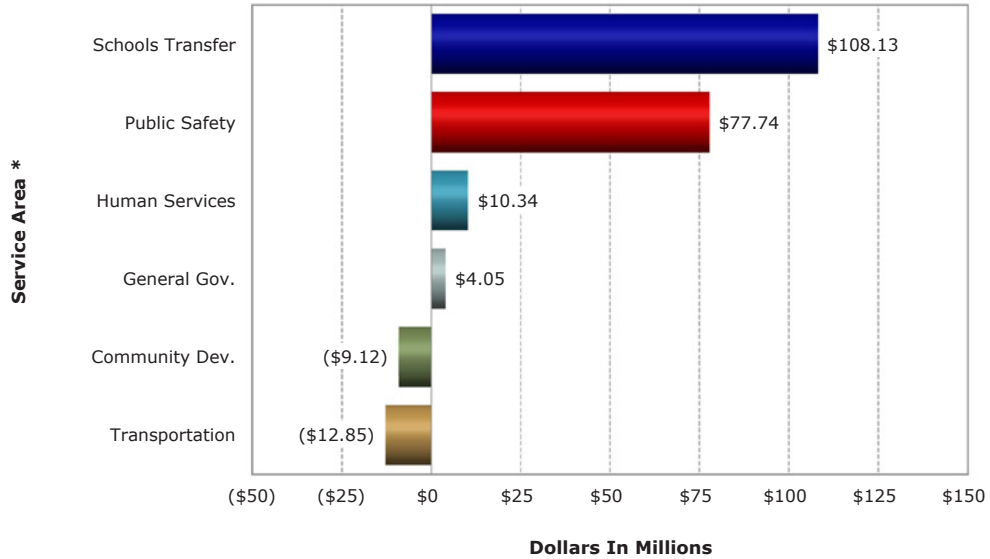
Note: All Years Adopted



The following graph shows the actual dollar change by County service area from FY07 through the FY16 adopted budget. These figures are not adjusted for inflation. The largest growth areas (Education, Public Safety, and Human Services) correspond directly with the County’s adopted strategic goals.

FY07 to FY16 Dollar Change by Service Area

(Not Adjusted for Inflation)



**Service Area includes County government debt service and cash to capital investments*



Accrual Basis of Accounting: Under the accrual basis of accounting, revenues are recognized when service is delivered and expenses are recognized when the benefit is received. All County proprietary funds use the accrual basis of accounting.

Activity: A specific and distinguishable line of work performed within a program; the most basic component of service delivery for each County agency and its budget.

Adopted: The initial budget for the fiscal year approved by the Board of County Supervisors as a result of the annual budget process. Adopted differs from appropriated in the budget document's financial summaries in that appropriated includes all budget revisions subsequent to the initial adopted budget such as off-cycle budget adjustments, budget transfers and prior year budget carryovers.

Agency: A separate organizational unit of County government established to deliver services to citizens.

Appropriation: An amount of money in the budget, authorized by the Board of County Supervisors, for expenditure by departments for specific purposes. For example, general fund appropriations are for operating and general purposes while Capital Improvement Project Fund appropriations are for major improvements such as roads and public facilities.

Assess: To place a value on property for tax purposes.

Assessed Valuation: The value of property within the boundaries of Prince William County for purposes of taxation.

Assets: Resources owned or held by Prince William County that have monetary value.

Assigned Fund Balance: Amounts that are constrained by the government's intent to be used for specific purposes, but are neither restricted nor committed.

Auditor of Public Accounts: A State agency that oversees accounting, financial reporting and audit requirements for units of local government in the State of Virginia.

Balanced Budget: A budget that has its funding sources (revenues plus other resources) equal to its funding uses (expenditures plus other allocations). All local governments in Virginia must adopt a balanced budget as a requirement of State law.

Base Budget: The same level of agency funding as in the current year adopted budget with adjustments for: one-time costs; agency revenue reductions; current fiscal year merit pay roll-forward adjustments; current year personnel actions; FICA, VRS, and group life fringe benefit cost changes; full year funding for partial year funded positions approved for the current fiscal year; approved budget shifts; Board of County Supervisors actions approved during the current year; and any related outcome and service level target revisions.

Base Budget Review: A process that evaluates departmental base budgets in order to determine whether or not an activity should continue to be funded at the current level.

Board Audit Committee: A Committee of the Board of County Supervisors (BOCS), supported by the internal audit function, established to assist the BOCS in its governance and oversight responsibilities. All members of the BOCS comprise the Board Audit Committee (BAC), which consists of three regular voting members and five members serve as alternate members of the BAC. The internal audit function reports to the BOCS, through the BAC.



Bond Rating: The rating of bonds is a statement of a locality's economic, financial, and managerial condition. It represents the business community's assessment of the investment quality of a local government. Highly rated bonds attract more competition in the marketplace, thereby lowering interest costs paid by the County government and its taxpayers.

Bonds: Instruments used to borrow money for the debt financing of long-term capital improvements.

BPOL Tax: Business Professional and Occupational License Tax - a tax that is levied upon the privilege of doing business or engaging in a profession, trade, or occupation in the County. The tax base includes all phases of the business, profession, trade, or occupation, whether conducted in the County or not.

Budget: An itemized allotment of revenues and expenditures for a specific time period, tied to specific activities.

Budget Amendment: Any change to the adopted budget that may occur throughout the course of the fiscal year as needed for County government operations.

Budget Transfers: Budget transfers shift previously budgeted funds from one item of expenditure to another. Transfers may occur throughout the course of the fiscal year as needed for County government operations.

Capital Expenditures: Expenditures incurred for the acquisition or construction of major capital assets (e.g. land, roads, buildings).

Capital Projects Fund: This fund is used to account for financial resources used for the acquisition or construction of major capital facilities (other than those financed by Proprietary Fund Types). The Capital Projects Fund accounts for construction projects including improvements to schools, roads, and various other projects.

Carryovers: Carryovers extend previously approved appropriations from one fiscal year to the next.

Character (or Object Level 1): Major categories of expenditures, such as personal services and contractual services, and revenues, such as charges for services and revenue from the Federal government.

COG: Council of Governments - a regional organization of units of local government in the Washington, D.C. metropolitan area.

Committed Fund Balance: Amounts that can only be used for specific purposes pursuant to constraints imposed by formal action of the government's highest level of decision-making authority.

Community Outcomes: Key outcomes with targets that demonstrate how the community or individual will benefit or change based on achieving the goal. Community outcomes are adopted by the Board of County Supervisors in the Strategic Plan, taken from the biennial community telephone survey results, or developed by agencies based on their mission and goals.

Community Partner: A nonprofit 501(c)(3) organization that provides specific services and has been in existence for at least three years, unless an ad hoc group is formed to address a specific issue and will disband at the end of the project (i.e. one-time funding); has an identifiable Executive Director; and has an identifiable Board of Directors. Community Partners receive County funding through the annual budget process.

Component Unit: An element of the Comprehensive Annual Financial Report (CAFR) that identifies affiliated organizations for which financial activity must be reported separately. For example, the Adult Detention Center and Schools are component units in the Prince William County CAFR.



Comprehensive Plan: The plan that guides and implements coordinated, adjusted and harmonious land development that best promotes the health, safety and general welfare of County citizens. It contains long-range recommendations for land use, transportation systems, community services, historic resources, environmental resources, and other facilities, services and resources.

Contingency: The Contingency is an amount of funding maintained in the general fund to cover unanticipated expenditures and/or shortfalls in revenues collected. The Board of County Supervisors must authorize any use of the Contingency.

Co-op Budget: The State-administered budget for the Public Health District that is comprised of funding from the State, County, and cities of Manassas and Manassas Park, as well as fees for services and Federal funding, and private sector grants.

Cost Recovery: A cost recovery budget is charged back to user agencies. When a cost recovery budget is set up, a negative expenditure budget amount is established equal to the positive expenditure budget amounts, resulting in a net expenditure budget of zero.

CSA: Comprehensive Services Act (for At-Risk Youth and Families) - the State law governing the funding and provision of services to youth and families who require foster care or special education services, or who are involved with the Juvenile and Domestic Relations Court.

CY: Calendar year (January 1st through December 31st).

Debt: An obligation resulting from the borrowing of money.

Debt Service: Payment of interest and principal amounts on loans to the County such as bonds.

Depreciation: The process of allocating the cost of a capital asset to the periods during which the asset is used.

DEQ: Department of Environmental Quality - a State agency.

Directives: Board of County Supervisors' requests, made during Supervisors' Time at a Board of County Supervisors meeting, for County staff to provide information and/or take action.

DMV: Department of Motor Vehicles - a State agency.

DOJ: Department of Justice - a Federal agency.

Effectiveness: A measurable relationship of resources required to intended results.

Efficiency: A measurable relationship of resources required to goods and services produced, such as cost per unit of service.

EM: Electronic Monitoring - a system that uses technology and staff supervision to detain persons in their home in lieu of incarceration in a secure facility.



Employee Benefits: Services and opportunities afforded employees because they work for Prince William County. These benefits include medical and dental insurance, health insurance credit program, flexible benefit account program, Virginia Retirement System, 401(a) money purchase plan, 457 deferred compensation plan, supplemental police and fire retirement plan, group life insurance, optional life insurance, long term care insurance, employee assistance program, holiday leave, sick and annual leave, well days, sick leave bank, other leave, credit union, direct deposit, employee advisory committee and grievance procedure.

Encumbrances: Obligations incurred in the form of purchase orders, contracts and similar items that will become payable when goods are delivered or services rendered.

Enterprise Funds: These funds are used to account for operations (a) that are financed and operated in a manner similar to private business enterprises where the intent of the Board of County Supervisors is that the costs (expenses, including depreciation) of providing goods or services to the general public on a continuing basis be financed or recovered primarily through user charges, or (b) where the Board of County Supervisors has decided that periodic determination of revenues earned, expenses incurred, and/or net income is appropriate for capital maintenance, public policy, management control, accountability or other purposes. The following are Enterprise Funds: Prince William County Parks and Recreation (which provides recreational services), the Prince William County Landfill (which provides solid waste disposal services), and Innovation Park which is County owned land being marketed for re-sale to targeted industries.

Exemption: A grant of immunity from a specific program, policy or action.

Expenditure: An amount of money disbursed for the purchase of goods and services.

FAMIS: Family Access to Medical Insurance Security - the State's health insurance program for uninsured and underinsured citizens.

FAPT: Family Assessment and Planning Team - a group of community representatives, including human services professionals and parents, who develop service plans for at-risk youth and families.

Farm-outs: Inmates incarcerated at other local and regional jails because of a lack of bed space at the Adult Detention Center.

Feasibility: Capability of accomplishment or completion.

Fiscal Year: The time frame to which the budget applies. Prince William County's fiscal year begins on July 1 and ends on June 30.

FITNIS: Financial Information Trending System - a system that tracks key financial, economic and demographic trend information used for financial planning and evaluation purposes.

Five-Year Plan: The County's projected expenditures and revenues for the next five fiscal years beginning with the adopted budget fiscal year. The Board of County Supervisors adopts the Five-Year Plan each year in concert with the adopted budget. The first year of each Five-Year Plan is synonymous with the adopted budget.

FOIA: Freedom of Information Act - a State law.

FTE: Full-Time Equivalent positions.



Fund: A financial entity to account for money or other resources, such as taxes, charges and fees, established for conducting specified operations for attaining certain objectives, frequently under specific limitations.

Fund Balance: The difference between assets and liabilities in a governmental fund.

Fund Balance Components: The classifications that segregate fund balance by constraints on purposes for which amounts can be spent. There are five classifications: Nonspendable Fund Balance, Restricted Fund Balance, Committed Fund Balance, Assigned Fund Balance and Unassigned Fund Balance.

Fund Balance Reserve: The sum total of reservations placed against a fund balance for encumbrances, future year designations and other purposes including grants and special projects, non-current receivables, inventory and debt service reserves.

General Debt: Principal and interest payments on outstanding debt repaid from the general fund.

General Fund: This fund is used to account for all financial transactions and resources except those required to be accounted for in another fund. Revenues are derived primarily from property and other local taxes, State and Federal distributions, licenses, permits, charges for services and interest income. A significant part of the general fund's revenues are transferred to other funds to finance the operations of the County Public Schools and the Regional Adult Detention Center.

General Obligation Bond: A municipal bond secured by the taxing and borrowing power of the municipality issuing it.

Goal: General statements of public policy purpose and intent.

Governmental Fund Types: Most of the County's governmental functions are accounted for in Governmental Funds. These funds measure changes in financial position, rather than net income. Governmental fund types include the general fund, Special Revenue Funds and the Capital Projects Fund.

Grant: A payment by one entity to another entity, or a foundation to a non-profit organization intended to support a specified function such as health care, housing, street repair or construction. Governmental units, foundations, nonprofit organizations, and individuals can all award grants and/or be awarded grants.

HIPAA: Health Insurance Portability and Accountability Act - a Federal law.

Host Agency: A department or agency that manages the relationship between the community organization and the County to include proposed donation levels and budget, performance measures and financial reporting.

HPC: Homeless Prevention Center - a County owned, contractor-operated homeless shelter.

I-66: Interstate highway 66 - runs across the western end of the County.

I-95: Interstate highway 95 - runs across the eastern end of the County.

I-Net: Institutional Network - a new state-of-the-art communications network for County government, police, fire, library and school facilities.



Internal Service Funds: These funds are used to account for goods or services provided by one department or agency to other departments or agencies of the County, or to other governments, on an allocated cost recovery basis. Internal Service Funds have been established for information technology, vehicle maintenance, road construction and self-insurance.

LEOS: Law Enforcement Officers' Supplement - a supplementary retirement system.

Liabilities: Obligations incurred in past or current transactions requiring present or future settlement.

License and Permit Fees: Fees paid by citizens or businesses in exchange for legal permission to engage in specific activities. Examples include building permits and swimming pool licenses.

Line Item: Detailed classification established to budget and account for the purchase of specific goods and services and the receipt of revenues from specific sources; also known as object or object level 3.

Local Match: County cash or in-kind resources required to be expended simultaneously with State, Federal, other locality or private sector funding, usually according to a minimum percentage or ratio.

LODA: Line of Duty Act - The Virginia Retirement System Line of Duty Act is established by Section 9.1-400 of the Virginia Code. LODA provides benefits to public safety first responders and their survivors who lose their life or become disabled in the line of duty.

Mandate: A State or Federal action that places a requirement on local governments.

Memorandum of Understanding (MOU): A written agreement between the County and the community partner specifying the amount and type of County donations provided and the services and outcomes accounted for by the community partner.

Mission Statement: A brief description of the purpose and functions of an agency.

Modified Accrual: Under the modified accrual basis of accounting, revenues are recognized when measurable and available as current assets. Expenditures are generally recognized when the related services or goods are received and the liability is incurred. All County governmental and fiduciary funds use the modified accrual basis of accounting.

Non-spendable Fund Balance: Amounts that cannot be spent because they are either (a) not in spendable form or (b) legally or contractually required to be maintained intact.

NVFS: Northern Virginia Family Service - a community-based non-profit human services agency.

NVRC: Northern Virginia Regional Commission (formerly Northern Virginia Planning District Commission) - a regional organization comprised of units of local government in the Northern Virginia area.

NVTA: Northern Virginia Transportation Authority

NVTC: Northern Virginia Transportation Commission - a multi-jurisdictional agency representing Arlington, Fairfax, Loudoun and the Cities of Alexandria, Fairfax and Falls Church. NVTC provides a policy forum and allocates up to \$200 million in state, regional and federal transit assistance each year among its member jurisdictions. NVTC also appoints one principal and two alternate members to the Board of Directors of The Washington Metropolitan Area Transit Authority.



Object (or Object Level 3): Detailed classification established to budget and account for the purchase of specific goods and services and the receipt of revenues from specific sources; also known as line item.

Obligation: A future expenditure requirement incurred by voluntary agreement or legal action.

Off-Cycle: A term that characterizes budget adjustments approved by the Board of County Supervisors outside of the annual budget process.

OmniLink: Operated by the Potomac and Rappahannock Transportation Commission (PRTC), OmniLink provides local bus service to the communities of Dale City, Dumfries (including Quantico), Manassas/Manassas Park and Woodbridge/Lake Ridge.

OmniRide: Operated by the Potomac and Rappahannock Transportation Commission (PRTC), OmniRide provides commuter bus service from eastern Prince William County and the Manassas area to points in Northern Virginia and the District of Columbia.

Ordinance: A law or regulation enacted by the Board of County Supervisors.

Outcome Trends: Multi-year trend information for community and program outcome measures.

Output: Unit of goods or services produced by an agency activity.

Performance Audit: An independent review of a program, activity, function, operation or the management system or procedures of a government to assess whether the government is achieving economy, efficiency or effectiveness in the employment of available resources. The examination is objective and systematic, generally using structured and professionally adopted methodologies.

Performance Measures: Quantitative characterization of an agency's success in achieving their stated mission.

Performance Series: Computer software used to prepare the annual budget and manage County government financial activity.

Personal Property: Personal effects, moveable property, goods and chattel.

Policy: A definite course or method of action selected from among alternatives and in light of given conditions to guide and determine present and future decisions.

Proffers: Contributions of land, capital improvements and funding collected from developers to address the demand for community services created by new development.

Program: One or more related agency activities that work together for a particular purpose and function for which the County is responsible.

Program Outcomes: Key measures that demonstrate how the community or individual will benefit or change based on achieving the goal, but are more specific to each individual agency and program than community outcomes.

Property Tax Rate: The rate of taxes levied against real or personal property expressed as dollars per \$100 of equalized assessed valuation of the property taxed.



Proprietary Fund Types: Proprietary Funds account for County activities that are similar to private sector businesses. These funds measure net income, financial position, and changes in financial position. Proprietary fund types include enterprise and internal service funds.

PRTC: Potomac and Rappahannock Transportation Commission - a multi-jurisdictional agency representing Prince William, Stafford, and Spotsylvania Counties and the Cities of Manassas, Manassas Park and Fredericksburg. PRTC provides commuter bus services (OmniRide), and local bus services in Prince William County and the Cities of Manassas and Manassas Park (OmniLink).

PSFM: Principles of Sound Financial Management - guidelines approved by the Board of County Supervisors to foster the County government's financial strength and stability and the achievement of the organization's financial goals.

Real Property: Land, buildings and all other permanent improvements on the land.

Resolution: The official position or will of a legislative body.

Resources: The actual assets of a governmental unit, such as cash, taxes, receivables, land, buildings, estimated revenues applying to the current fiscal year, and bonds authorized and un-issued.

Resource Shift: The transfer of an expenditure budget from one purpose to another. A resource shift is a common and preferred technique for funding budget increases without the allocation of increased outside revenue or County tax support.

Restricted Fund Balance: Includes amounts that are restricted to specific purposes as follows:

- a. Externally imposed by creditors (such as through debt covenants), grantors, contributors, or laws or regulations of other governments; or
- b. Imposed by law through constitutional provisions or enabling legislation.

Retained Earnings: See Total Net Assets.

Revenue: Income generated by taxes, notes, bonds, investment income, land rental, user charges and Federal and State grants.

Revenue Bonds: A bond issued by a municipality for a specific project that is supported by the revenue from that project.

Risk Management: The practice of identifying potential risks in advance, analyzing them and taking precautionary steps to reduce and or curb the risk, and in turn reduce the County's exposure to financial loss.

Salary Lapse: A budgeted reduction in estimated salary and fringe benefit expenditures due to estimated position vacancy savings anticipated for the fiscal year.

Seat Management: Personal computer support services including customer service assistance, desktop and laptop desk side services, hardware replacement, software refreshment and equipment disposal.

Self-Insurance Pool: A cash reserve used to provide stable and cost-effective loss funding on a self-insured basis rather than using a private insurance company.



Service Levels: Quantified measures of the goods and services (outputs) produced by agency activities, the relationship of resources required to outputs produced (efficiency) and the degree of excellence characterizing the outputs (service quality).

Service Quality: The measurable degree of excellence with which goods and services are produced, including customer satisfaction.

SNAP: Supplemental Nutrition Assistance.

Special Revenue Funds: These funds are used to account for the proceeds of specific revenue sources (other than expendable trusts or major capital projects) that are legally restricted to expenditures for specified purposes. These funds are used to account for volunteer fire and rescue levies, school operations, the Regional Adult Detention Center and the Office of Housing and Community Development.

Statute: A law enacted by a legislative body.

Strategic Plan: A four-year plan adopted by the Board of County Supervisors which establishes a County government mission statement, a limited number of high priority strategic goals, measurable community outcomes which indicate success in accomplishing these goals, and specific strategies and objectives required to achieve the goals.

Supplemental Budget: Changes to the base budget recommended by the County Executive as part of the Proposed Fiscal Plan. Supplemental budget increases and decreases approved by the Board of County Supervisors are shown as Budget Adjustments in the agency detail section of the (Adopted) Budget document.

TANF: Temporary Assistance to Needy Families - a Federal and State public assistance program.

Tax Base: The part of the economy against which a tax is levied.

Taxes: Mandatory charge levied by a governmental unit for the purpose of financing services performed for the common benefit.

TIP: Technology Improvement Plan - that portion of the Capital Improvement Program that is dedicated to the upgrade, replacement or addition of technology systems that support the various programs and activities throughout County agencies. Project examples include, but are not limited to, upgrades to email, the replacement of the existing financial reporting system (Performance), and disaster recovery.

Total Net Assets: The difference between assets and liabilities in a proprietary fund. This term has replaced Retained Earnings.

Tracker: Board of County Supervisors, County Executive or Deputy County Executive's request for action by County staff. Progress on the item is tracked by the County Executive's Office until its successful completion.

Transfer: A shift of resources from one program or activity to another.

Trust and Agency Funds: These funds are used to account for assets held by the County in a trustee capacity or as an agent for individuals, private organizations, other governments and/or other funds. The County has established Agency and Expendable Trust Funds to account for library donations, special welfare and certain other activities. Agency funds are custodial in nature (assets equal liabilities) and do not involve measurement of results of operations. Expendable Trust Funds are accounted for in essentially the same manner as Governmental Funds.



Unassigned Fund Balance: The total fund balance in the general fund in excess of nonspendable, restricted, committed and assigned fund balance.

User Fees: User fees are charges for services, such as the use of public property and parking, paid by those actually benefiting from the service.

VDOT: Virginia Department of Transportation - a State agency.

VRE: Virginia Railway Express - a transportation partnership of the Northern Virginia and Potomac and Rappahannock Transportation Commissions, the Counties of Fairfax, Prince William, Stafford, Spotsylvania, Arlington and the Cities of Manassas, Manassas Park, Fredericksburg and Alexandria. VRE provides commuter rail service from the Northern Virginia suburbs to Alexandria, Crystal City and downtown Washington D.C.

Watershed: A region or area bounded peripherally by water parting and draining ultimately to a particular watercourse or body of water.

WIC: Women, Infants, and Children - a Federal health and nutrition.

Abbreviations



AA: Bond rating.	CHDO: Community Housing Development Organization.
AAA: Bond rating.	CID: Communications & Infrastructure Division.
AALL: American Association of Law Libraries.	CIP: Capital Improvement Program.
ADC: Adult Detention Center.	CMAQ: Congestion Mitigation and Air Quality.
Admin: Administrative.	COG: Council of Governments.
Adopt: Adopted.	COLA: Cost of Living Adjustment.
Approp: Appropriated.	CPA: Comprehensive Plan Amendment.
ADP: Average Daily Population.	CPI: Consumer Price Index.
AED: Automatic External Defibrillator.	CPR: Cardiac Pulmonary Resuscitation.
AIDS: Acquired Immune Deficiency Syndrome.	CPS: Child Protective Services.
ALS: Advanced Life Support.	CSA: Comprehensive Services Act.
APS: Adult Protective Services.	CSB: Community Services Board.
ARYFS: At-Risk Youth and Family Services.	CSW: Community Service Work.
ATCC: American Type Culture Collection.	CVB: Convention and Visitors Bureau.
B&A: Budget and Appropriate.	CXO: County Executive.
B&G: Buildings and Grounds.	CY: Calendar year.
BAN: Bond Anticipation Note.	DART: Days Away Restricted or Transferred.
BARN: Benedictine Aid and Relief to Neighbors.	DCJS: Department of Criminal Justice Services.
BLS: Basic Life Support.	DDS: Department of Development Services.
BMP: Best Management Practices.	DEQ: Department of Environmental Quality.
BOCS: Board of County Supervisors.	DFR: Department of Fire and Rescue.
CAD: Computer Assisted Dispatch or Computer-Aided Design system.	DMAS: Department of Medical Assistance Services.
CAFR: Comprehensive Annual Financial Report.	DMV: Department of Motor Vehicles.
CCJB: Community Criminal Justice Board.	DoIT: Department of Information Technology.
CDBG: Community Development Block Grant.	DOJ: Department of Justice.

Abbreviations



DORM: Drug Offender Rehabilitation Module.

DOT: Department of Transportation.

DSS: Department of Social Services.

E-911: Emergency 911.

EBT: Electronic Benefits Transfer.

EIAP: Early Intervention Alternative Program.

EM: Electronic Monitoring.

EMS: Emergency Medical Services.

ENR: Environmental and Natural Resources.

ESI: Engineers and Surveyors Institute.

ESG: Emergency Shelter Grant.

FAMIS: Family Access to Medical Insurance Security.

FAPT: Family Assessment and Planning Team.

FITNIS: Financial Information Trending System.

FOIA: Freedom of Information Act.

FRA: Fire and Rescue Association.

FSS: Family Self-Sufficiency.

FTE: Full-Time Equivalent.

FY: Fiscal Year.

GAAP: Generally Accepted Accounting Principles.

GASB: Government Accounting Standards Board.

GDC: General District Court.

GED: General Equivalency Diploma.

GFOA: Government Finance Officers Association.

GPS: Global Positioning System.

GIS: Geographic Information System.

HAP: Homeownership Assistance Program.

HAZMAT: Hazardous Materials.

HCVP: Housing Choice Voucher Program.

HIDTA: High Intensity Drug Trafficking Area.

HIPAA: Health Insurance Portability and Accountability Act.

HIV: Human Immunodeficiency Virus.

HOA: Homeowners Association.

HOPWA: Housing Opportunities for Persons with AIDS.

HOV: High Occupancy Vehicle.

HPC: Homeless Prevention Center.

HPDF: Housing Preservation and Development Fund.

HRIS: Human Resources Information System.

HUD: Department of Housing and Urban Development.

HVAC: Heating, Ventilation and Air Conditioning.

ICMA: International City/County Management Association.

ICT: Intensive Community Treatment.

ID: Intellectual Disability.

IDA: Industrial Development Authority.

IEC: Independence Empowerment Center.

IEP: Individualized Educational Plan.

IFB: Invitation for Bid.

IFSP: Individualized Family Service Plan.

Abbreviations



I-Net: Institutional Network.	NA: Not Available.
IRM: Information Resource Management.	NACO: National Association of Counties.
ISN: Information Systems Network.	NADA: National Automobile Dealers Association.
IT: Information Technology.	NCIC: National Crime Information Center.
IVR: Interactive Voice Response.	NFPA: National Fire Protection Association.
JARC: Joint Admissions Review Committee.	NR: Not Reported.
JCSU: Juvenile Court Service Unit.	NVCC: Northern Virginia Community College.
JDC: Juvenile Detention Center.	NVFS: Northern Virginia Family Service.
JDRC: Juvenile and Domestic Relations Court.	NVRC: Northern Virginia Regional Commission.
JJAT: Juvenile Justice Action Team.	NVTA: Northern Virginia Transportation Authority.
JJPP: Juvenile Justice Parenting Program.	NVTC: Northern Virginia Training Center.
LAN: Local area network.	OCJS: Office of Criminal Justice Services.
LCI: Local Composite Index.	OEM: Office of Executive Management.
LEOS: Law Enforcement Officers' Supplement.	OHCD: Office of Housing and Community Development.
LEPC: Local Emergency Planning Commission.	OPEB: Other Post Employment Benefits.
LIS: Land Information System.	OSHA: Occupational Safety and Health Administration.
LMS: Learning Management System.	OWL: Occoquan-Woodbridge-Lorton (Volunteer Fire Department).
LODA: Line of Duty Act.	PAF: Personnel Action Form.
MDC: Mobile Data Computer.	PATH: Projects for Assistance in Transitioning the Homeless.
MDT: Mobile Data Terminal.	PMAH: Project Mend-A-House.
MH: Mental Health.	PPTRA: Personal Property Tax Relief Act.
MHz: Megahertz.	Prop: Property.
MIS: Management Information System.	PRTC: Potomac and Rappahannock Transportation Commission.
MOU: Memorandum of Understanding.	
MPTC: Multi-Purpose Transit Center.	

Abbreviations



PSCC: Public Safety Communications.

PSFM: Principles of Sound Financial Management.

PSSF: Promoting Safe and Stable Families.

PSTC: Public Safety Training Center.

PWC: Prince William County.

PWSIG: Prince William Self-Insurance Group.

QSCB: Qualified School Construction Bonds.

RAN: Revenue Anticipation Note.

REZ: A formal rezoning action pertaining to land use.

RFP: Request for Proposal.

RMS: Records Management System.

SAC: School Age Care.

SAVAS: Sexual Assault Victims Advocacy Service.

SCBA: Self-Contained Breathing Apparatus.

SERVE: Securing Emergency Resources through Volunteer Efforts.

SF: Square Feet.

SMI/SED: Seriously Mentally Ill/Seriously Emotionally Disturbed.

SNAP: Supplemental Nutrition Assistance Program.

SRO: School Resource Officer.

STD: Sexually Transmitted Disease.

STEP: Systematic Training for Effective Parenting.

SUP: Special Use Permit.

SUV: Sport Utility Vehicle.

SWM: Storm Water Management.

TAN: Tax Anticipation Note.

TANF: Temporary Assistance to Needy Families.

TB: Tuberculosis.

TBD: To Be Determined.

TRIP: Transportation and Roadway Improvement Program.

UOSA: Upper Occoquan Service Authority.

USDA: United States Department of Agriculture.

VACO: Virginia Association of Counties.

VCE: Virginia Cooperative Extension.

VCIN: Virginia Criminal Information Network.

VDOT: Virginia Department of Transportation.

VFD: Volunteer Fire Department.

VIEW: Virginia Initiative for Employment not Welfare.

VMT: Vehicle Miles Traveled.

VPW: Volunteer Prince William.

VRE: Virginia Railway Express.

VRS: Virginia Retirement System.

WFGA: When Families Get Angry.

WIC: Women, Infants, and Children.

WMATA: Washington Metropolitan Area Transit Authority.



A

Abbreviations.....	575
Accounting System.....	19
Adult Detention Center.....	305
Agency Page Information.....	59
Aging, Area Agency on.....	245
All Funds	
Expenditures.....	45
Revenues.....	31
Amending the Budget.....	18
Appendix.....	549
Audit Services.....	174

B

Statistical & Background Information.....	553
Basis of Budgeting.....	19
Board of County Supervisors.....	170
Bond Rating.....	455
BPOL (Business, Professional and Occupational Licenses)	
Budget	
Calendar.....	17
Development Process.....	9
FY2016 Budget.....	3
Highlights.....	5
Transfer Matrix.....	18

C

Calendar of Events.....	17
Capital Improvement Program (CIP).....	462
Funding by Project, 6 Year Projection.....	457
General Debt by Project Category.....	453
Operating Impacts.....	476
Proffer Integration.....	475
Functional Area Summary.....	472
Capital Projects Fund.....	19
Circuit Court Judges.....	317
Clerk of the Circuit Court.....	321
Combined Statement.....	24
Commonwealth's Attorney.....	326
Community Development.....	65
Community Partners	
By Functional Area.....	429
Funding Provided.....	432
In-Kind Donations.....	437
Partner Detail.....	438
Community Services.....	252
Compensation Policy.....	15
Consumer Utility Revenue.....	32

Contingency.....	179
Convention and Visitors Bureau.....	116
Cooperative Extension Service.....	296
Cost Per Capita.....	560
County Attorney.....	182
Courts	
Circuit Court Judges.....	317
Clerk of the Circuit Court.....	321
General District Court.....	361
Juvenile & Domestic Relations Court.....	365
Juvenile Court Service Unit.....	369
Criminal Justice Services.....	331

D

Debt	
Capacity.....	456
Existing Debt by Project.....	457
General.....	453
Management in Prince William County.....	454
Management Policy Statement.....	11
New Debt Service.....	456
Development Services.....	67

E

Economic Development.....	78
Education, PWC Public Schools.....	411
Elections.....	187
Employment.....	553
Executive Management.....	193
Expenditure Budget, All Funds.....	45
Expenditure Projections.....	27
Expenditures.....	45

F

Finance.....	201
Trends in Selected Financial Indicators.....	558
Fire & Rescue	
Department.....	337
Volunteer Companies.....	349
Five Year Budget Plan.....	26
Fleet Management.....	131
FTE Position Summary.....	28
Fund Type	
Fiduciary.....	20
Government.....	20
Proprietary.....	20



G

General and Resource Summary	40
General Debt	453
General District Court	361
General Fund Expenditure.....	52
General Government.....	169
Glossary.....	563

H

Health, Public	275
History, Prince William County	550
Housing & Community Development	268
Housing Characteristics	555
Human Resources	213
Human Rights.....	221
Human Services.....	243

I

Index	577
Information Technology.....	226
Internal Service Funds	20
Investment Income.....	33

J

Juvenile & Domestic Relations Court.....	365
Juvenile Court Service Unit.....	369

L

Law Library	375
Library.....	86

M

Magistrate	380
Management & Budget	237
Map, Prince William County	549
Median Income.....	558
Motor Vehicle License Fee	33

N

Non-Departmental/Unclassified Administration.....	419
---	-----

O

Operating Impacts of the CIP.....	476
Organization Chart (countywide).....	1

P

Parks & Recreation	95
Per Capita, Cost.....	560
Planning.....	107
Police.....	384
Population Growth	558
Positions, Summary of Full Time Equivalent	28
Potomac and Rappahannock Transportation Commission (PRTC)	146
Prince William County/Manassas Convention & Visitors Bureau	116
Principles of Sound Financial Management.....	10
Proffer Integration in the CIP	475
Public Health	275
Public Library System.....	86
Public Safety.....	303
Public Safety Communications	397
Public Schools.....	411
Public Works	119

R

Real Estate	
Tax Base	554
Taxes	31
Recordation Tax	33
Resource Allocation.....	20
Accomplishments	22
Revenues	
Forecast	16
Summary, All Funds	35
vs. Expenditure Comparison.....	23

S

Sales, Local	
Tax	32
Self-Insurance Group, Prince William	208
Service Districts	
Bull Run Mountain	124
Lake Jackson	124
Sheriff's Office	403
Short-Term Initiatives, Defining.....	21
Social Services.....	284



Sound Financial Management, Principals of 10
Special Revenue Funds 20
Staffing, General County Government 561
Statistical Information 555
Strategic Plan 13

T

Transient Occupancy Tax Allocation..... 427
Transit 146
Transmittal Letter..... 3
Transportation 160

U

Unclassified Administration/Non-Departmental..... 419
Unemployment Insurance Reserve 421

V

Virginia Cooperative Extension..... 296
Volunteer Fire & Rescue Companies 349

