



CPMT MINUTES
April 21, 2022
Sudley North – Jean McCoy
2:00 – 3:30 PM

CPMT Members:

Courtney Tierney, Chair, DSS
Kim Keller, JCSU
Carl Street, Youth for Tomorrow (Private Provider)
Lisa Madron, CS
Lisa Fouser, parent rep

Others Present:

Jessica Webb, DSS CSA
Shazia Chughtai, DSS CSA
Shela White, DSS CSA
Elijah Johnson, County Executive via Webex
Ian Sansoni, DSS Asst. Director via Webex
Levi Bass, DSS JDC via Webex
Katherine Farmer, VJCCCA via Webex

Open Meeting:

Courtney Tierney, Chair, opened the meeting at 2:03PM.

Approve Minutes

Minutes from March 17, 2022, were presented. **MOTION** to approve as presented. [KK motion, CS seconded].

Expenditures and budget review – presented by Courtney Tierney

- Budget – Budget for FY22, was reviewed.
- Expenditures – **MOTION** to approve expenditure approvals from 3/15/2022 - 4/15/2022. [CS motion, LM seconded].

Quarterly Utilization Management Reports

- **RTC/GH Status** – presented by She'la. Residential report is attached.
- **CQI Report** – presented by Jessica Webb. Report is attached.

Safe and Sound Task Force – presented by Courtney Tierney

The governor put together a safe and sound task force due to number of children in foster care statewide who are having to sleep in a local DSS office, hotel, emergency room or shelter due to not being able to find a placement. The state is working on short-term and long-term solutions to address this area of concern.

CSA Division Report – presented by Jessica Webb

- CSA Symposium – Registration for the symposium will begin in May and will be held on June 8, 2022, at NOVA Annandale. The theme is Evidence Based Practices and there will be a CPMT Roundtable, topic TBD.
- Guidelines for Case Management Agency – For information only for CPMT updated guidelines for case management agency.
- Annual Risk Survey – Annual OCS Risk Survey document shared with CPMT for review and input. Jessica will submit the locality response to the state prior to the May 16, 2022, deadline.
- “Tell Me Something Good” – A vendor recognized the CSA team for paying invoices in a timely manner.

VJCCCA Presentation – presented by Katherine Farmer

The VJCCCA is an allowable funding source for prevention services. If a child displays a behavior which can be charged as criminal offense, VJCCA funds can be used to prevent child from coming into the courts. Ms. Farmer described some of the service they are able to provide through VJCCA funds, such as electronic monitoring and outreach, shelter care, day treatment program, pre-dispositional services, post-dispositional services, substance abuse services, sexual abuse services, anger management, pro-social skills, and mentoring.

CLOSURE

Courtney Tierney closed the meeting at 3:32 PM. Next meeting is on May 19, 2022.

APPROVED: Slava Chughtai
Clerk to Board

CSA PROGRAM SUMMARY

(as of March 31, 2022)

		FY22 Budget	YTD Actuals	Balance	Proj. FY22 Revenue	Variance to Budget
State (includes Medicaid Holdback)		\$ 17,511,517	\$ 8,023,524	\$ 9,487,993	\$ 12,145,963	\$ 5,365,554
PWC - Public Schools		\$ 329,799	\$ -	\$ 329,799	\$ 329,799	\$ -
Revenue Total		\$ 17,841,316	\$ 8,023,524	\$ 9,817,792	\$ 12,475,762	\$ 5,365,554
CSA Program	CSA Category	FY22 Budget	YTD Actuals	Balance	Proj. FY22 Expenditures	
Admin	Admin	\$ 405,975	\$ 328,437	\$ 77,538	\$ 405,975	\$ -
Admin Total		\$ 405,975	\$ 328,437	\$ 77,538	\$ 405,975	\$ -
COMMUNITY BASED	2F - FC Prevention Non-Residential	\$ 2,134,982	\$ 865,877	\$ 1,269,105	\$ 1,500,000	\$ 634,982
	2F1 - FC Prevention Non-Residential	\$ 115,492	\$ 75,307	\$ 40,185	\$ 200,000	\$ (84,508)
	2G - Special Education - Private Da	\$ 15,145,009	\$ 8,520,002	\$ 6,625,007	\$ 11,750,000	\$ 3,395,009
	2h - Wraparound Services - SPED	\$ 110,520	\$ 60	\$ 110,460	\$ 12,000	\$ 98,520
	3 - Non-Mandated CB Service	\$ 779,745	\$ 150,177	\$ 629,568	\$ 250,000	\$ 529,745
COMMUNITY BASED Total		\$ 18,285,748	\$ 9,611,424	\$ 8,674,324	\$ 13,712,000	\$ 4,573,748
FOSTER CARE	2a - Therapeutic FC IV-E	\$ 84,144	\$ 40,950	\$ 43,194	\$ 85,000	\$ (856)
	2a1 - Therapeutic FC	\$ 513,619	\$ 295,978	\$ 217,641	\$ 600,000	\$ (86,381)
	2a2 - Therapeutic FC (NCFC & PA)	\$ -	\$ -	\$ -	\$ -	\$ -
	2c - FC IV-E	\$ 64,426	\$ 109,903	\$ (45,477)	\$ 50,000	\$ 14,426
	2e - Family FC	\$ 1,228,678	\$ 264,021	\$ 964,657	\$ 600,000	\$ 628,678
FOSTER CARE Total		\$ 1,890,867	\$ 710,852	\$ 1,180,015	\$ 1,335,000	\$ 555,867
RESIDENTIAL	1a - FC & TFC IV-E	\$ 71,263	\$ 117,655	\$ (46,392)	\$ 200,000	\$ (128,737)
	1b - FC & TFC Non-IV-E	\$ 981,478	\$ 529,278	\$ 452,200	\$ 600,000	\$ 381,478
	1c - FC Prevention Residential *	\$ 3,559,619	\$ (55,368)	\$ 3,614,987	\$ 1,000,000	\$ 2,559,619
	1d - Non-Mandated Res Service	\$ -	\$ -	\$ -	\$ -	\$ -
	1e - Special Education	\$ 1,670,271	\$ 873,459	\$ 796,813	\$ 1,750,000	\$ (79,729)
	2i - Crisis Stabilization	\$ -	\$ -	\$ -	\$ -	\$ -
RESIDENTIAL Total		\$ 6,282,632	\$ 1,465,024	\$ 4,817,607	\$ 3,550,000	\$ 2,732,632
Expenditure Total		\$ 26,865,221	\$ 12,115,736	\$ 14,749,485	\$ 19,002,975	\$ 7,862,246
General Fund Tax Support		\$ 9,023,905			\$ 6,527,212	\$ 2,496,693

* Note - The Actuals YTD include the FY21 expenditure accrual reversal.

CPMT Approval Table

Agency: CS

FAPT Date	Case Manager	Client's Initials	Type Svcs*	Eligibility	Ser. Dates (start - end)	CM Request	FAPT Recommended	CPMT Approved	Comments
3/18/2022	Vymetal-Taylor	JJ	RTC	M	04/01/22-06/30/22	\$55,896.75	\$55,896.75	\$55,896.75	
3/22/2022	Spence	ZM	CB	N	03/23/22-06/30/22	\$7,210.00	\$7,210.00	\$7,210.00	
4/5/2022	Vymetal-Taylor	AA	RTC	M	05/01/22-06/30/22	\$37,288.04	\$37,288.04	\$37,288.04	
4/5/2022	Vymetal-Taylor	HW	CB	NM	04/05/22-06/21/22	\$3,000.00	\$3,000.00	\$3,000.00	
4/6/2022	Black	JP	RTC	M	04/06/22-06/30/22	\$2,700.00	\$2,700.00	\$2,700.00	
4/6/2022	Zuniga-Juarez	JT	CB	NM	05/01/22-06/30/22	\$2,376.00	\$2,376.00	\$2,376.00	
4/8/2022	Nguyen	IB	RTC	M	05/01/22-06/30/22	\$37,522.52	\$37,522.52	\$37,522.52	
Total CS						\$145,993.31	\$145,993.31	\$145,993.31	

Agency: CSU

FAPT Date	Case Manager	Client's Initials	Type Svcs*	Eligibility	Ser. Dates (start - end)	CM Request	FAPT Recommended	CPMT Approved	Comments
3/18/2022	Smith	MJ	CB	FCP	04/01/22-06/30/22	\$2,535.00	\$2,535.00	\$2,535.00	
3/18/2022	Hoover	LV	RTC	M	04/01/22-04/18/22	\$13,175.00	\$13,175.00	\$13,175.00	
3/24/2022	Thompson	TB	RTC	M	04/01/22-04/30/22	\$11,001.00	\$11,001.00	\$11,001.00	
4/8/2022	Hoover	LV	CB	FCP	04/08/22-06/30/22	\$2,145.00	\$2,145.00	\$2,145.00	
Total CSU						\$28,856.00	\$28,856.00	\$28,856.00	

Agency: DSS


FAPT Date	Case Manager	Client's Initials	Type Svcs*	Eligibility	Ser. Dates (start - end)	CM Request	FAPT Recommended	CPMT Approved	Comments
3/15/2022	Wittenberg	KN	CB	FCP	03/15/22-05/31/22	\$277.17	\$277.17	\$277.17	
3/16/2022	Combs	DD	CB	M	04/01/22-06/30/22	\$24,388.00	\$24,388.00	\$24,388.00	
3/16/2022	Wooten	JC	CB	M	04/01/22-06/30/22	\$18,560.50	\$18,560.50	\$18,560.50	
3/18/2022	Pena	MK	CB	FCP	04/01/22-06/30/22	\$2,835.00	\$2,835.00	\$2,835.00	
3/18/2022	Pena	MK	CB	FCP	04/01/22-06/30/22	\$4,620.00	\$4,620.00	\$4,620.00	
3/22/2022	Pena	OOA	CB	FCP	04/01/22-06/30/22	\$4,150.00	\$4,150.00	\$4,150.00	
3/22/2022	Pena	AOA	CB	FCP	04/01/22-06/30/22	\$4,150.00	\$4,150.00	\$4,150.00	
3/22/2022	Pena	MB	CB	FCP	04/01/22-06/30/22	\$3,300.00	\$3,300.00	\$3,300.00	
3/22/2022	Pena	AK	CB	FCP	03/22/22-06/30/22	\$6,695.00	\$6,695.00	\$6,695.00	
3/22/2022	Pena	CK	CB	FCP	04/01/22-06/30/22	\$1,950.00	\$1,950.00	\$1,950.00	
3/22/2022	Combs	KS	TFC	M	03/23/22-06/30/22	\$17,126.00	\$17,126.00	\$17,126.00	
3/23/2022	Wooten	MC	IL	M	03/23/22-06/30/22	\$15,031.88	\$15,031.88	\$15,031.88	
3/23/2022	Holmes	JFB	TFC	M	03/28/22-06/30/22	\$13,562.08	\$13,562.08	\$13,562.08	
3/30/2022	Wooten	KB	RTC	M	04/01/22-05/31/22	\$2,200.00	\$2,200.00	\$2,200.00	
4/6/2022	Wickware	EG	RTC	M	05/01/22-06/30/22	\$37,288.04	\$37,288.04	\$37,288.04	
4/8/2022	McCray	AH	CB	M	04/08/22-06/30/22	\$6,130.00	\$6,130.00	\$6,130.00	
4/8/2022	Holmes	DRM	RTC	M	05/01/22-06/30/22	\$23,149.50	\$23,149.50	\$23,149.50	
Total DSS						\$185,413.17	\$185,413.17	\$185,413.17	

Agency: PWCS

FAPT Date	Case Manager	Client's Initials	Type Svcs*	Eligibility	Ser. Dates (start - end)	CM Request	FAPT Recommended	CPMT Approved	Comments
3/15/2022	Naples	GQ	CB	FCP	04/01/22-06/30/22	\$8,467.26	\$8,467.26	\$8,467.26	
3/15/2022	Naples	LD	CB	NM	04/01/22-06/30/22	\$1,926.00	\$1,926.00	\$1,926.00	
3/15/2022	Redd	JVA	CB	FCP	03/15/22-06/30/22	\$4,800.00	\$4,800.00	\$4,800.00	
3/15/2022	Redd	HVA	CB	FCP	03/15/22-06/30/22	\$2,880.00	\$2,880.00	\$2,880.00	
3/16/2022	Raymo	CS	CB	NM	03/16/22-06/30/22	\$4,515.84	\$4,515.84	\$4,515.84	
3/18/2022	Danner	CM	CB	FCP	03/18/22-06/30/22	\$7,400.00	\$7,400.00	\$7,400.00	
3/22/2022	Boateng	RLD	CB	FCP	03/22/22-06/30/22	\$6,885.00	\$6,885.00	\$6,885.00	
3/29/2022	Naples	FR	CB	NM	04/01/22-06/30/22	\$2,750.00	\$2,750.00	\$2,750.00	
3/29/2022	Abramson	KS	CB	FCP	03/30/22-06/30/22	\$9,623.04	\$9,623.04	\$9,623.04	
3/30/2022	Danner	MP	CB	NM	04/01/22-06/30/22	\$5,100.00	\$5,100.00	\$5,100.00	Admin request
4/5/2022	Raymo	KH	CB	FCP	04/05/22-06/30/22	\$3,537.00	\$3,537.00	\$3,537.00	
4/5/2022	Naples	NS	CB	FCP	04/05/22-06/30/22	\$7,110.00	\$7,110.00	\$7,110.00	
4/5/2022	Abramson	EH	CB	NM	05/01/22-06/30/22	\$4,250.00	\$4,250.00	\$4,250.00	
4/5/2022	Abramson	AH	CB	NM	05/01/22-06/30/22	\$600.00	\$600.00	\$600.00	
4/6/2022	Raymo	MB	CB	FCP	05/01/22-06/30/22	\$4,550.00	\$4,550.00	\$4,550.00	
4/8/2022	Danner	AE	CB	NM	04/08/22-06/30/22	\$7,125.00	\$7,125.00	\$7,125.00	
4/8/2022	Raymo	DN	CB	NM	05/01/22-06/30/22	\$7,815.00	\$7,815.00	\$7,815.00	
4/8/2022	Abramson	KVM	CB	NM	05/01/22-06/30/22	\$2,400.00	\$2,400.00	\$2,400.00	
4/8/2022	Abramson	JVM	CB	NM	05/01/22-06/30/22	\$1,200.00	\$1,200.00	\$1,200.00	
Total PWCS						\$92,934.14	\$92,934.14	\$92,934.14	

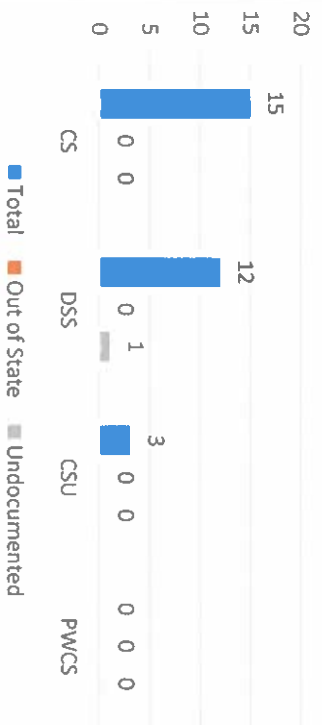
Grand Total \$453,196.62 \$453,196.62 \$453,196.62

CPMT Chair - Courtney Tierney

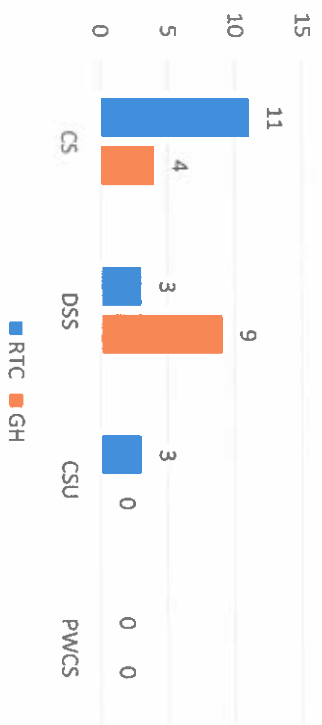
Signature: 
 Date: April 21, '22

Residential Treatment Center Status
RTC/GH Total: 30 (03/31/22)

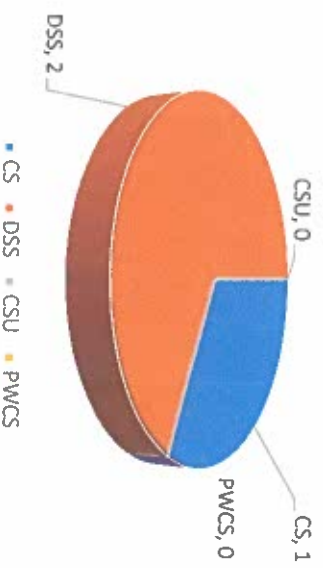
**RTC/GH Statistics by Agency,
 March 2022**



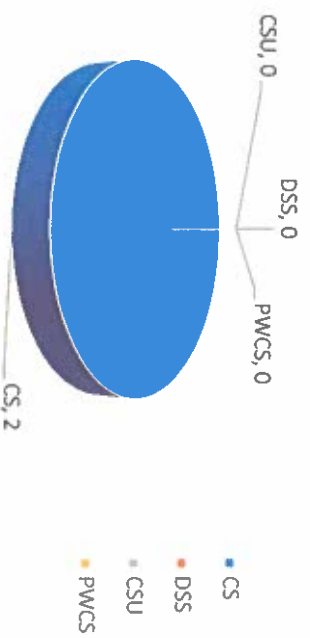
**Placement Type, By Agency -
 March 2022**



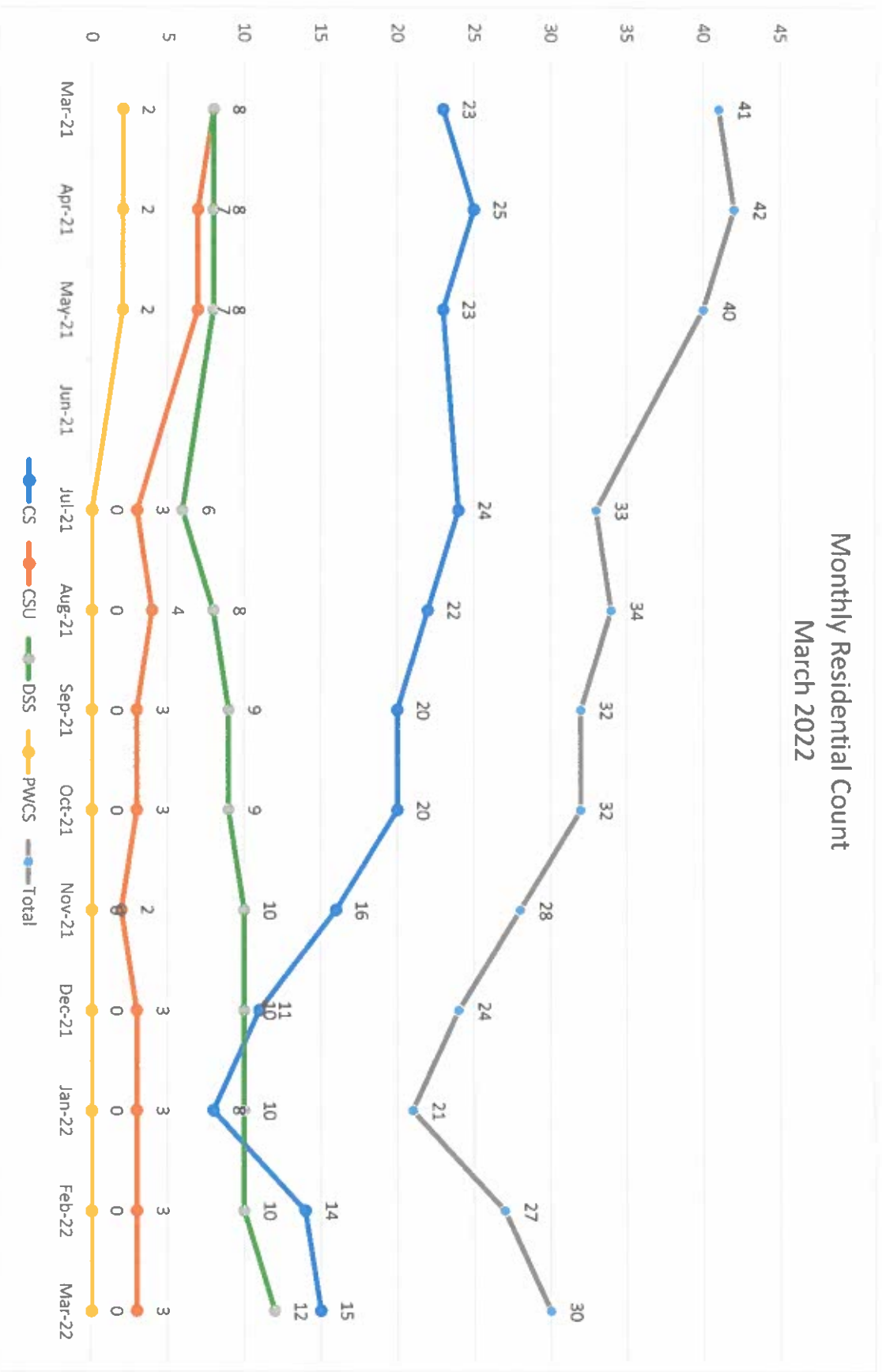
**Number Admission, By Agency -
 March 2022**



**Number Discharge, By Agency -
 March 2022**

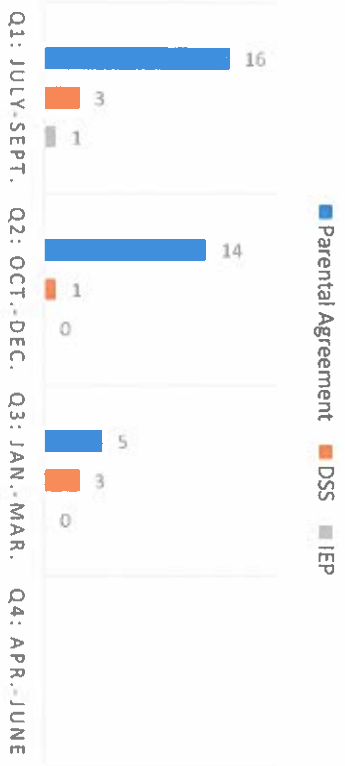


Monthly Residential Count March 2022

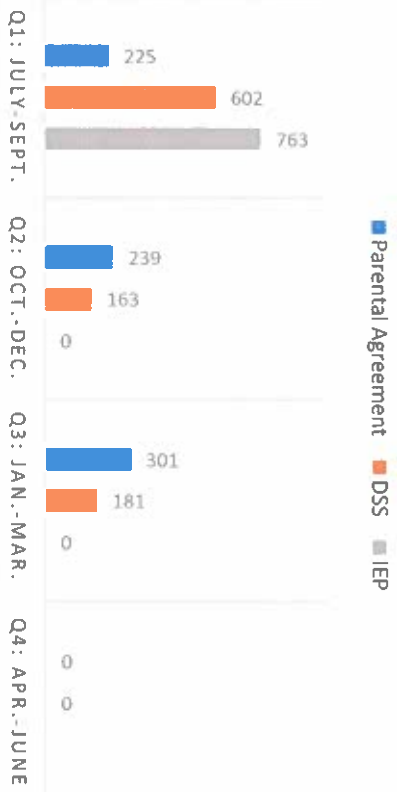


Quarterly RTC Report: Jan.- Mar. 2022

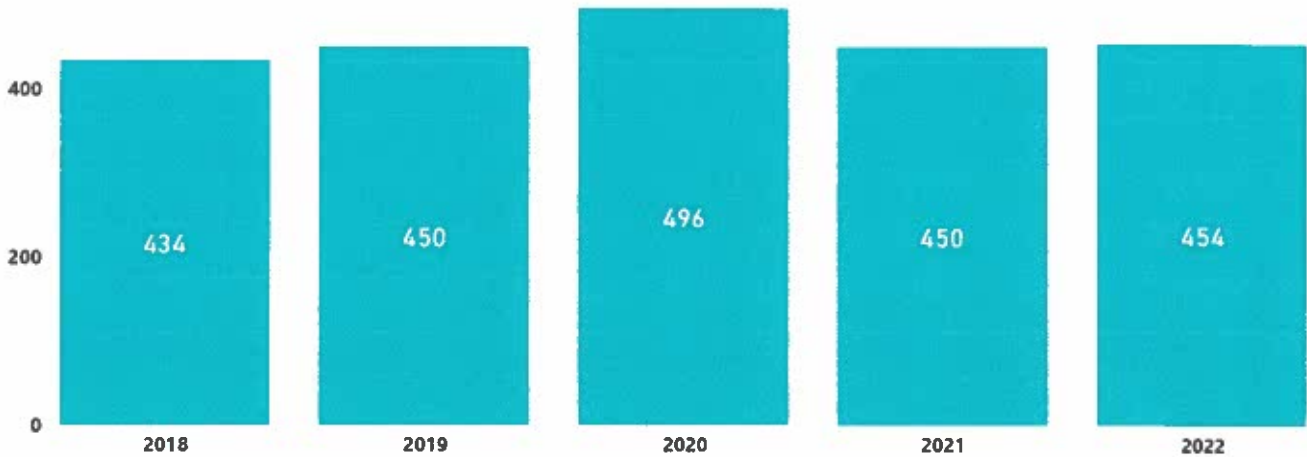
FY22 NUMBER OF DISCHARGES, BY PLACEMENT TYPE



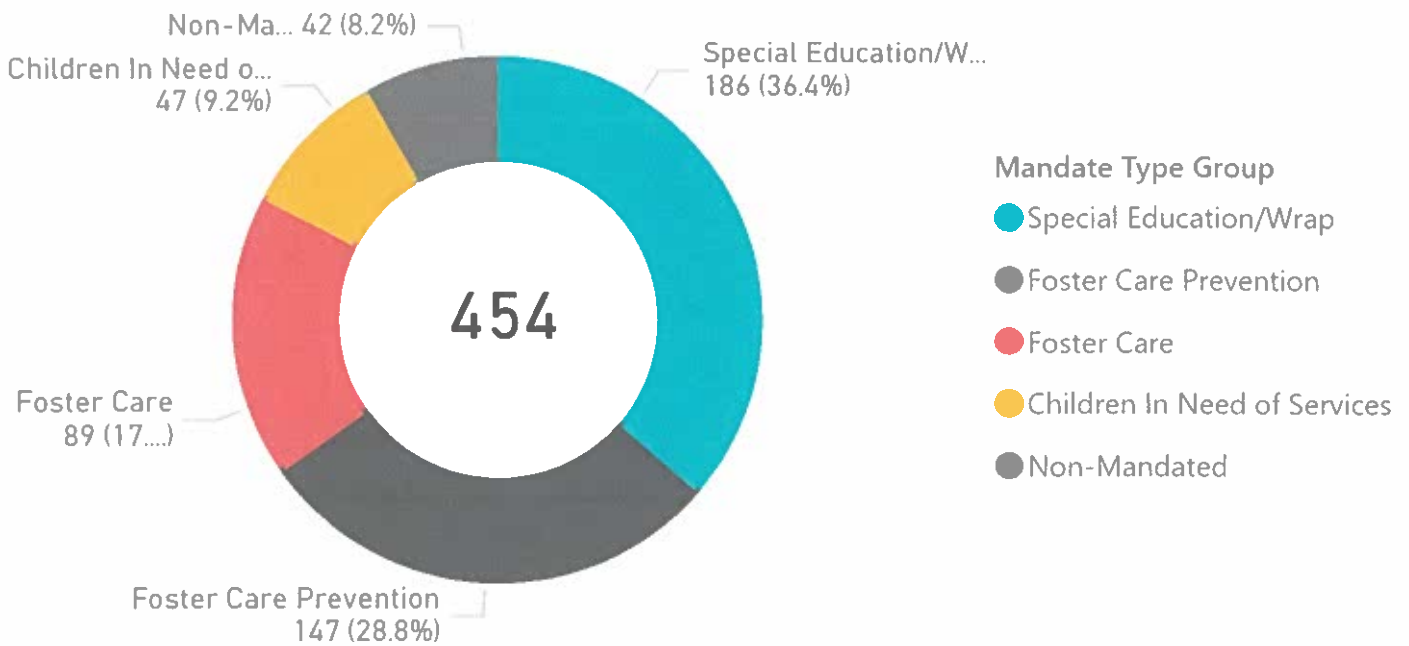
FY22 LENGTH OF STAY, IN DAYS, BY PLACEMENT TYPE



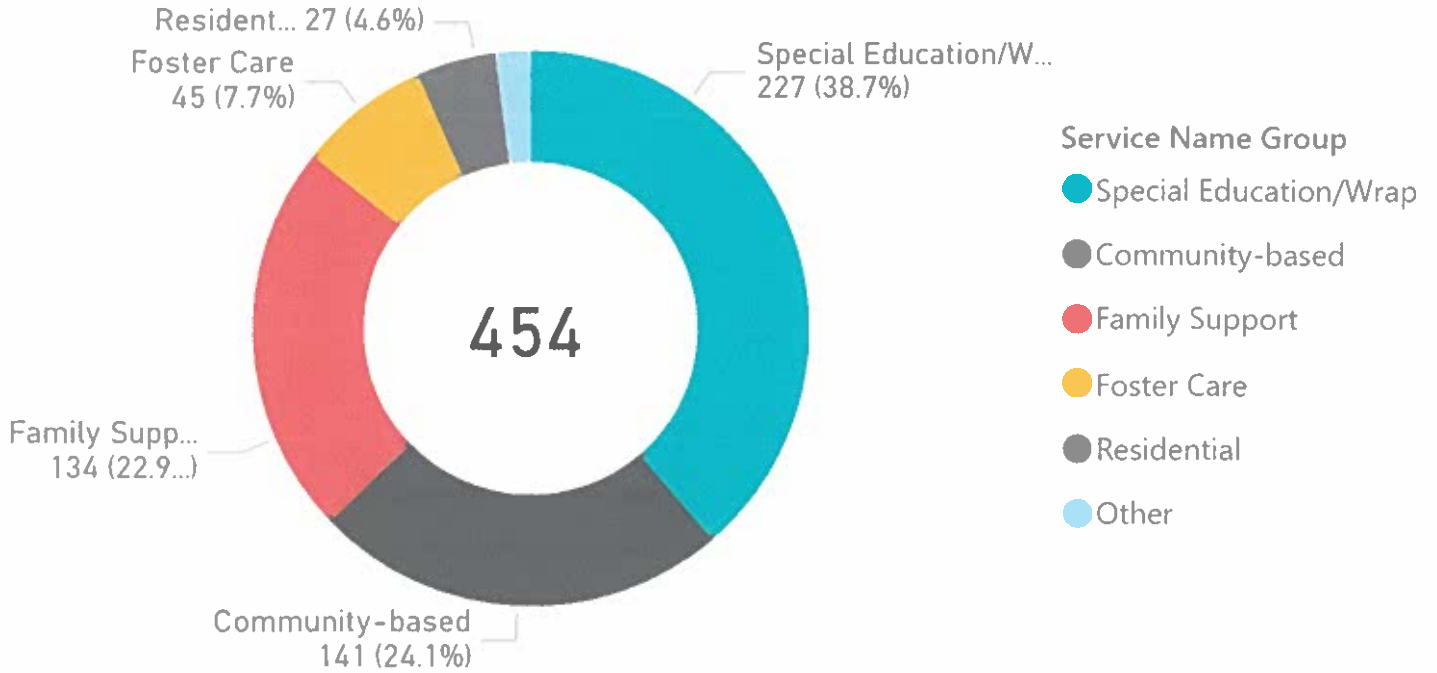
YTD Distinct Child Count Through 4/15



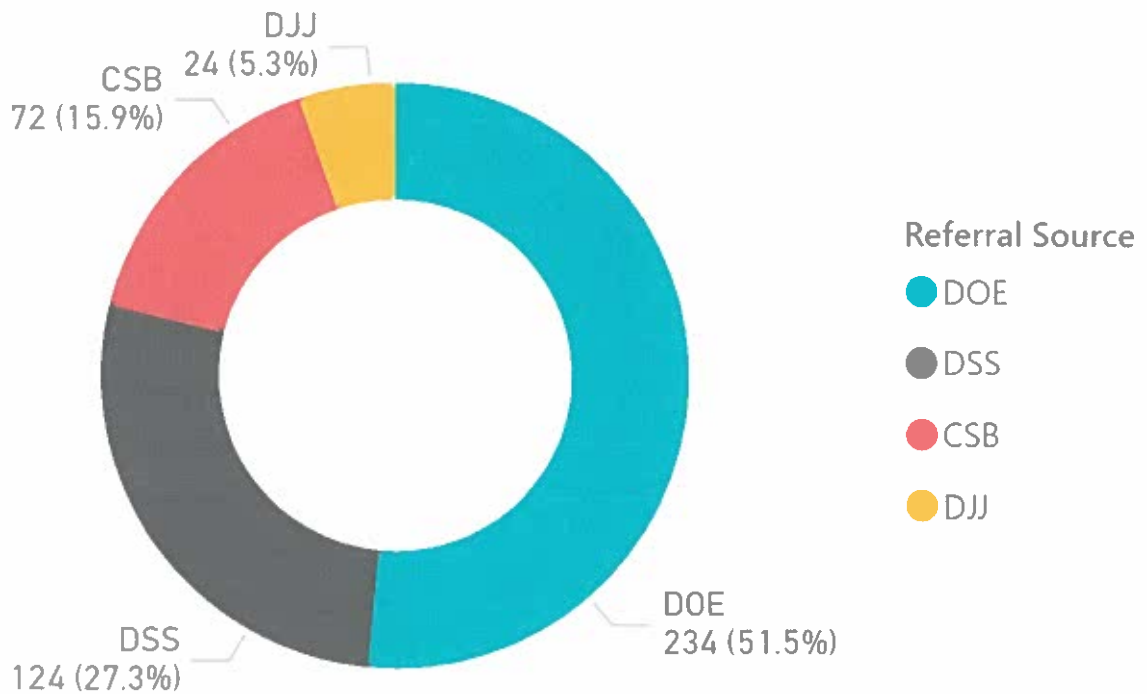
Distinct Child Count By Mandate Type



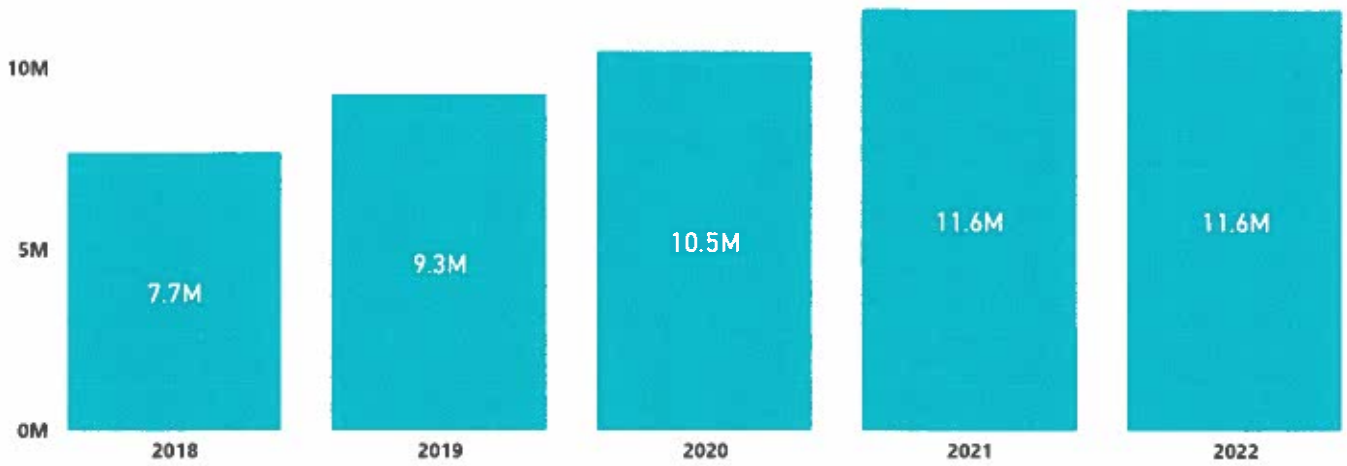
Distinct Child Count By Service



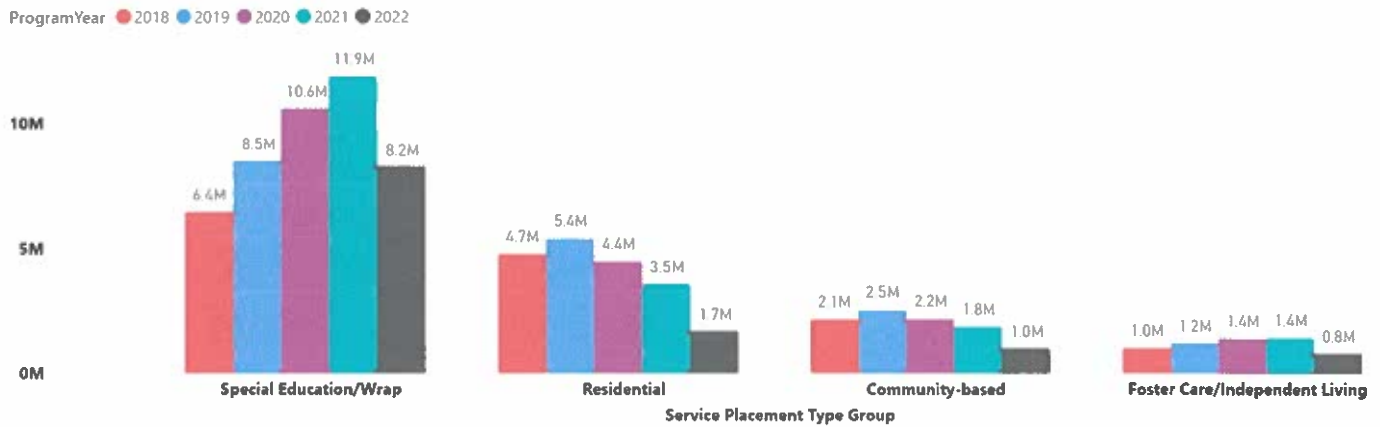
Referral Source



YTD Total Net Expenditures Through 4/15



Total Net Expenditures By Service Placement Type*



*The sum of net expenditures by service placement type may be slightly inflated because of uncategorized refunds.