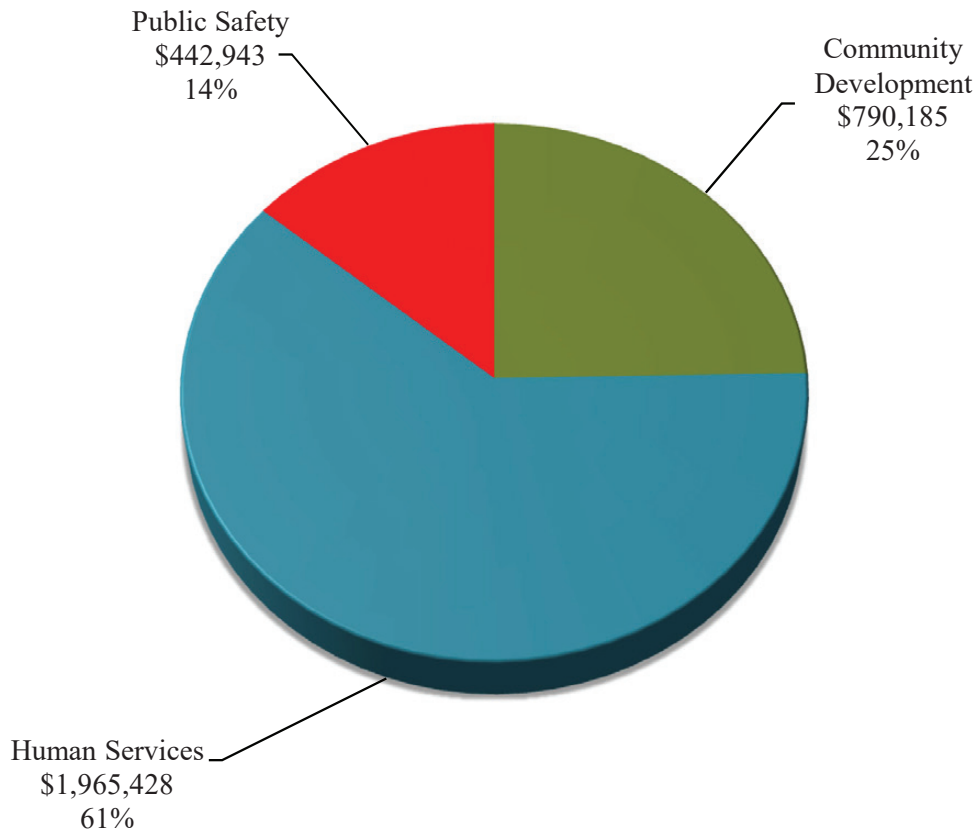


# Community Partners

## Donations by Functional Area



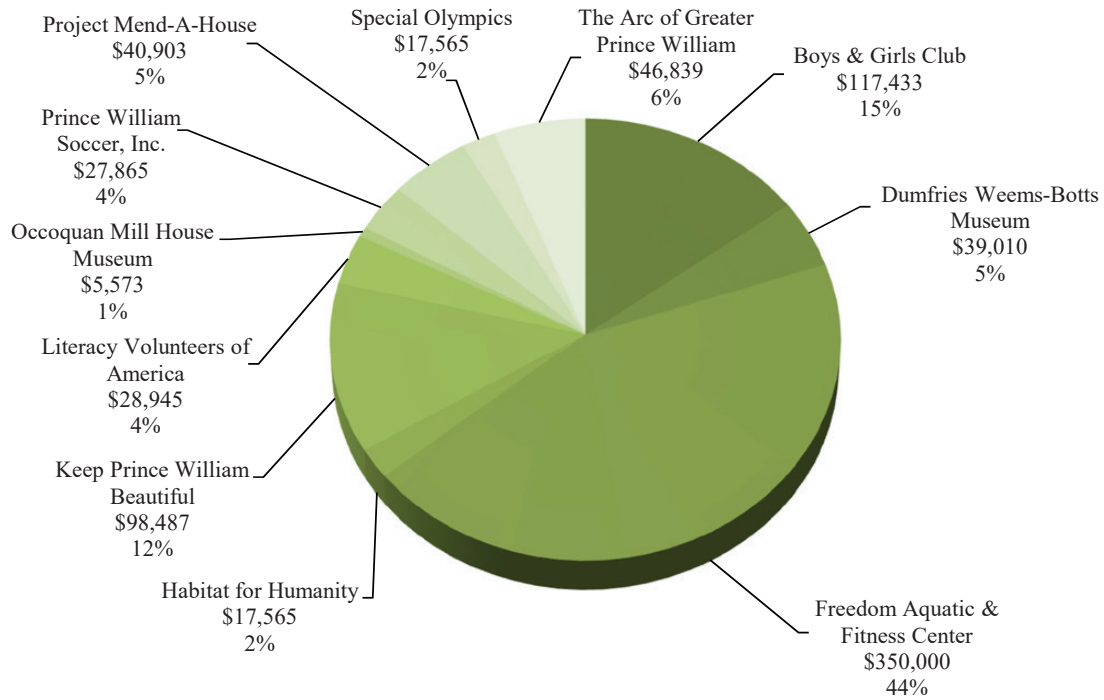
**Total Expenditure Budget: \$3,198,556**

### Partners

◆ Action in the Community Through Service	◆ Habitat for Humanity	◆ Occoquan Mill House Museum
◆ American Red Cross	◆ Human Services Coalition	◆ Prince William Humane Society
◆ The Arc of Greater Prince William	◆ Independence Empowerment Center	◆ Prince William Soccer, Inc.
◆ Boys & Girls Club	◆ Keep Prince William Beautiful	◆ Project Mend-A-House
◆ Catholics for Housing	◆ Legal Services of Northern Virginia	◆ Rainbow Riding Center
◆ Dumfries Weems-Botts Museum	◆ Literacy Volunteers of America	◆ Special Olympics
◆ Free Clinic	◆ The Metropolitan Washington Ear	◆ StreetLight Community Outreach Ministries
◆ Freedom Aquatic & Fitness Center	◆ Northern Virginia Family Service	◆ Volunteer Prince William
◆ Good Shepherd Housing Foundation		

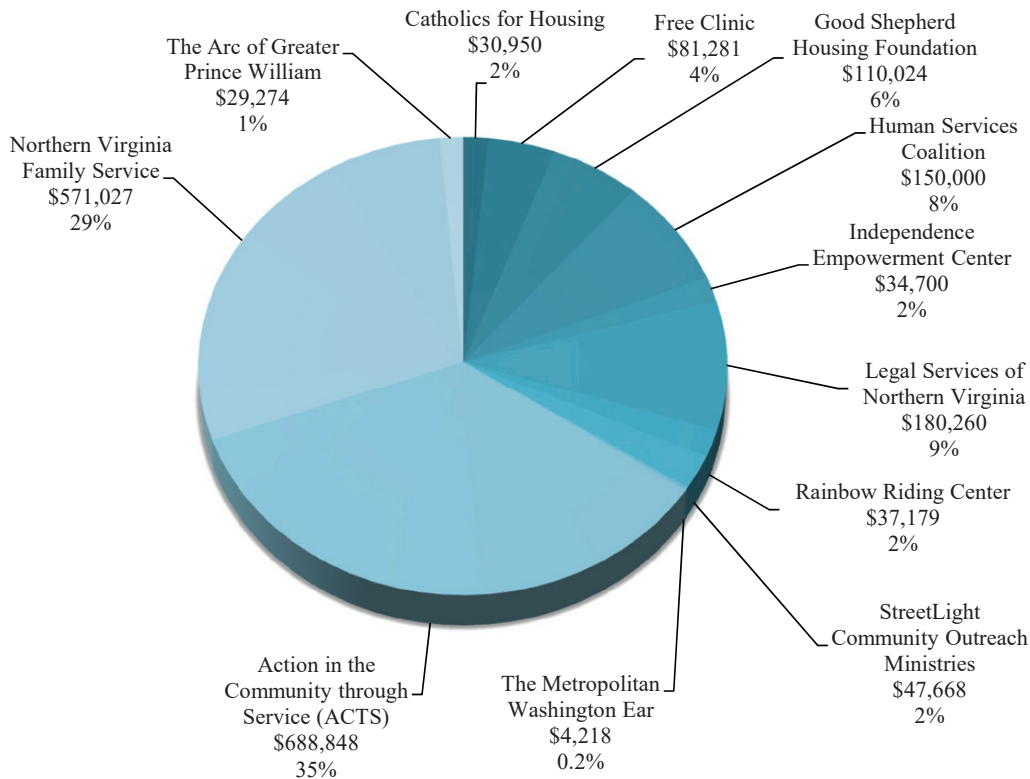
# Community Partners

## Community Development



**Total Expenditure Budget: \$790,185**

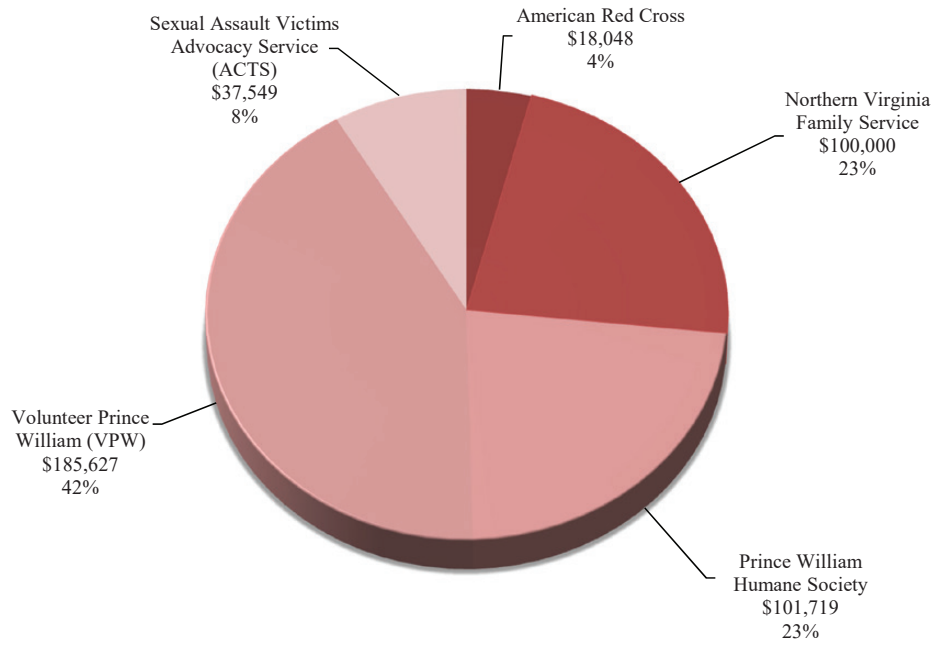
## Human Services



**Total Expenditure Budget: \$1,965,428**

# Community Partners

## Public Safety



**Total Expenditure Budget: \$442,943**

# Community Partners

The County works with numerous organizations to deliver effective and efficient services to the community. Community partners are non-profit organizations that receive funding directly from or through the County government. Typically, community partners help reduce the cost of services through the leveraging of scarce County resources with other funding sources and fundraising. Often County residents can receive direct services more quickly when community partners are utilized.

The funding provided to community partners can be categorized as follows:

- I. Donations** – These organizations receive funding via donation and in accordance with a memorandum of understanding that has defined service level targets. Performance is reviewed annually by the County agency that oversees the service delivery, known as the host agency. The annual financial statements for each partner receiving current year funding are reviewed by the Finance Department. For more information, please view the County’s [Community Partner policy](#).
- II. Interjurisdictional Agreements** – These organizations receive funding according to formulae, criteria, or other requirements. This includes support of certain community infrastructure improvements approved by the Board of County Supervisors.
- III. Memberships** – The County chooses to be a member of some regional and/or national organizations.
- IV. Grants and Matching Funds** – These organizations receive funding provided from pass-through grants from the federal or state government and direct County grants that leverage other sources of funding.

## General Overview

**Community Partners Changes in the FY2020 Budget** – The FY2020 Budget includes a 3% donation increase for current community partners. Freedom Aquatic & Fitness Center and Juvenile Court Service Unit – Northern Virginia Family Service are now reported as community partners. The FY2020 Budget eliminates funding for the Flory Small Business Development and Transitional Housing Benedictine Aid and Relief for Neighbors (BARN). Funds in the amount of \$150,000 have been budgeted to develop the Human Services Coalition.

# Community Partners

## Funding Provided to Community Partners

Host Agency	FY19 Adopted	FY20 Adopted	Funding Source
-------------	-----------------	-----------------	----------------

**I. DONATIONS: Funding provided via donation and in accordance with a memorandum of understanding.**

### COMMUNITY DEVELOPMENT

#### Economic Development

• Flory Small Business Development Center	\$231,132	(\$0)	General Fund
<b>Total Economic Development</b>	<b>\$231,132</b>	<b>(\$0)</b>	

#### Library

• Literacy Volunteers of America	\$28,102	\$28,945	General Fund
<b>Total Library</b>	<b>\$28,102</b>	<b>\$28,945</b>	

#### Parks, Recreation & Tourism

• The Arc of Greater Prince William	\$45,475	\$46,839	General Fund
• Boys & Girls Club	\$114,013	\$117,433	General Fund
• Dumfries Weems-Botts Museum	\$37,874	\$39,010	Transient Occupancy Tax
• Freedom Aquatic & Fitness Center	\$0	\$350,000	General Fund
• Occoquan Mill House Museum	\$5,411	\$5,573	Transient Occupancy Tax
• Prince William Soccer, Inc.	\$27,053	\$27,865	Transient Occupancy Tax
• Special Olympics	\$17,053	\$17,565	General Fund
<b>Total Parks, Recreation &amp; Tourism</b>	<b>\$246,879</b>	<b>\$604,285</b>	

#### Public Works

• Habitat for Humanity	\$17,053	\$17,565	General Fund
• Keep Prince William Beautiful - Litter Control	\$79,387	\$81,768	Solid Waste Fee
• Keep Prince William Beautiful - Recycling	\$16,232	\$16,719	Solid Waste Fee
• Project Mend-A-House	\$39,712	\$40,903	General Fund
<b>Total Public Works</b>	<b>\$152,383</b>	<b>\$156,955</b>	

<b>TOTAL COMMUNITY DEVELOPMENT</b>	<b>\$658,496</b>	<b>\$790,185</b>	
------------------------------------	------------------	------------------	--

# Community Partners

## Funding Provided to Community Partners

Host Agency	FY19 Adopted	FY20 Adopted	Funding Source
<b>HUMAN SERVICES</b>			
<b>Aging</b>			
• Independence Empowerment Center	\$33,690	\$34,700	General Fund
• Legal Services of Northern Virginia	\$175,010	\$180,260	General Fund
<b>Total Aging</b>	<b>\$208,699</b>	<b>\$214,960</b>	
<b>Community Services</b>			
• ACTS (Total)	\$423,727	\$436,439	General Fund
◦ Behavioral Intervention Program	\$6,693	\$6,894	
◦ Helpline	\$100,384	\$103,395	
◦ Emergency Shelter	\$316,651	\$326,150	
• The Arc of Greater Prince William	\$0	\$29,274	General Fund
• Good Shepherd Housing Foundation	\$82,755	\$85,238	General Fund
• Rainbow Riding Center	\$36,096	\$37,179	General Fund
<b>Total Community Services</b>	<b>\$542,578</b>	<b>\$588,129</b>	
<b>Public Health</b>			
• Free Clinic	\$78,913	\$81,281	General Fund
• Northern Virginia Family Service - Pharmacy Central	\$85,116	\$87,670	General Fund
• The Metropolitan Washington Ear	\$4,095	\$4,218	General Fund
<b>Total Public Health</b>	<b>\$168,125</b>	<b>\$173,168</b>	
<b>Social Services</b>			
• ACTS (Total)	\$245,057	\$252,409	General Fund
◦ Homeless Shelter	\$158,588	\$163,346	
◦ Rapid Re-Housing	\$30,048	\$30,950	
◦ Transitional Living	\$56,421	\$58,113	
• Catholics for Housing	\$30,048	\$30,950	General Fund
• Good Shepherd Housing Foundation	\$24,064	\$24,786	General Fund
• Human Services Coalition	\$0	\$150,000	General Fund
• Northern Virginia Family Service (Total)	\$469,278	\$483,357	General Fund
◦ Healthy Families	\$183,996	\$189,516	
◦ Homeless Prevention	\$30,048	\$30,949	
◦ Rapid Rehousing	\$30,048	\$30,950	
◦ SERVE Homeless Shelter	\$225,186	\$231,942	
• StreetLight Community Outreach Ministries (Total)	\$46,280	\$47,668	General Fund
◦ Homeless Prevention	\$30,048	\$30,949	
◦ Supportive Housing Program	\$16,232	\$16,719	
• Transitional Housing BARN	\$30,048	\$0	General Fund
<b>Total Social Services</b>	<b>\$844,776</b>	<b>\$989,170</b>	
<b>TOTAL HUMAN SERVICES</b>	<b>\$1,764,178</b>	<b>\$1,965,428</b>	

# Community Partners

## Funding Provided to Community Partners

Host Agency	FY19 Adopted	FY20 Adopted	Funding Source
<b>PUBLIC SAFETY</b>			
<b>Commonwealth's Attorney</b>			
• ACTS - Sexual Assault Victims Advocacy Service	\$36,455	\$37,549	General Fund
<b>Total Commonwealth's Attorney</b>	<b>\$36,455</b>	<b>\$37,549</b>	
<b>Criminal Justice Services</b>			
• Volunteer Prince William	\$162,699	\$167,580	General Fund
<b>Total Criminal Justice Services</b>	<b>\$162,699</b>	<b>\$167,580</b>	
<b>Fire &amp; Rescue</b>			
• American Red Cross	\$17,523	\$18,048	General Fund
• Volunteer Prince William	\$17,522	\$18,047	General Fund
<b>Total Fire &amp; Rescue</b>	<b>\$35,044</b>	<b>\$36,096</b>	
<b>Juvenile Court Service Unit</b>			
• Northern Virginia Family Service - Intervention, Prevention and Education	\$0	\$100,000	General Fund
<b>Total Juvenile Court Service Unit</b>	<b>\$0</b>	<b>\$100,000</b>	
<b>Police</b>			
• Prince William Humane Society	\$98,756	\$101,719	General Fund
<b>Total Police</b>	<b>\$98,756</b>	<b>\$101,719</b>	
<b>TOTAL PUBLIC SAFETY</b>	<b>\$332,955</b>	<b>\$442,943</b>	
<b>TOTAL DONATIONS</b>	<b>\$2,755,629</b>	<b>\$3,198,556</b>	

Note: Totals may not add due to rounding.

# Community Partners

## Funding Provided to Community Partners

Host Agency	FY19 Adopted	FY20 Adopted	Funding Source
<b>II. INTERJURISDICTIONAL AGREEMENTS: Funding provided according to formulae, criteria, or other requirements.</b>			
<b>Aging</b>			
• Birmingham Green	\$1,679,771	\$1,954,496	General Fund
<b>Total Aging</b>	<b>\$1,679,771</b>	<b>\$1,954,496</b>	
<b>Board of County Supervisors</b>			
• Prince William Chamber of Commerce	\$7,000	\$7,000	General Fund
<b>Total Board of County Supervisors</b>	<b>\$7,000</b>	<b>\$7,000</b>	
<b>Community Infrastructure Support</b>			
• Hylton Performing Arts Center (Final debt service payment: 2/2030)	\$1,837,050	\$1,841,258	General Fund
• Northern Virginia Community College	\$1,042,228	\$1,071,736	General Fund
• Northern Virginia Criminal Justice Training Academy (Final debt service payment: 6/2026)	\$358,832	\$351,675	General Fund
<b>Total Community Infrastructure Support</b>	<b>\$3,238,110</b>	<b>\$3,264,669</b>	
<b>Fire &amp; Rescue</b>			
• National Capital Regional Intelligence Center	\$15,412	\$15,412	General Fund
<b>Total Fire &amp; Rescue</b>	<b>\$15,412</b>	<b>\$15,412</b>	
<b>Parks, Recreation &amp; Tourism</b>			
• Freedom Aquatic and Fitness Center	\$350,000	\$0	General Fund
<b>Total Parks, Recreation &amp; Tourism</b>	<b>\$350,000</b>	<b>\$0</b>	
<b>Public Works</b>			
• Soil and Water Conservation District	\$242,009	\$284,745	Stormwater Fee
<b>Total Public Works</b>	<b>\$242,009</b>	<b>\$284,745</b>	
<b>Transit</b>			
• Potomac Rappahannock Transportation Commission	\$14,834,400	\$16,868,300	Motor Fuels Tax
• Virginia Railway Express	\$6,183,745	\$6,098,311	NVTA 30% Funding
<b>Total Transit</b>	<b>\$21,018,145</b>	<b>\$22,966,611</b>	
<b>Transportation</b>			
• Stafford Regional Airport Commission	\$50,000	\$50,000	General Fund
<b>Total Transportation</b>	<b>\$50,000</b>	<b>\$50,000</b>	
<b>TOTAL INTERJURISDICTIONAL</b>	<b>\$26,600,446</b>	<b>\$28,542,932</b>	

Note: Totals may not add due to rounding.



# Community Partners

## Funding Provided to Community Partners

Host Agency	FY19 Adopted	FY20 Adopted	Funding Source
-------------	-----------------	-----------------	----------------

### III. MEMBERSHIPS: The County chooses to be a member of some regional and/or national organizations.

Board of County Supervisors			
• National Association of Counties	\$5,205	\$5,205	General Fund
• Northern Virginia Regional Commission (NVRC)	\$265,718	\$265,718	General Fund
• Virginia Association of Counties	\$88,440	\$88,440	General Fund
<b>Total Board of County Supervisors</b>	<b>\$359,363</b>	<b>\$359,363</b>	
Planning			
• Council of Governments	\$494,387	\$556,980	General Fund
• Coalition of High Growth Communities	\$0	\$6,000	General Fund
<b>Total Planning</b>	<b>\$494,387</b>	<b>\$562,980</b>	
Public Works			
• NVRC - Occoquan Watershed Mgmt Program	\$42,070	\$42,070	Stormwater Fee
• NVRC - NoVA Waste Management Program	\$13,068	\$13,329	Solid Waste Fee
• Occoquan Watershed Monitoring Lab	\$194,057	\$194,057	Stormwater Fee
<b>Total Public Works</b>	<b>\$249,195</b>	<b>\$249,456</b>	
<b>TOTAL MEMBERSHIPS</b>	<b>\$1,102,945</b>	<b>\$1,171,799</b>	

Note: Totals may not add due to rounding.

### IV. GRANTS AND MATCHING FUNDS: Funding provided by pass-through grants from other entities or County provided grants or matching funds.

Aging			
• ACTS	\$10,000	\$10,000	Federal Pass-Through
• Legal Services of Northern Virginia	\$8,500	\$8,500	Federal Pass-Through
• Project Mend-A-House	\$10,000	\$10,000	Federal Pass-Through
• Independence Empowerment Center	\$7,550	\$7,550	Federal Pass-Through
<b>Total Aging</b>	<b>\$36,050</b>	<b>\$36,050</b>	
Community Services			
• Prince William Drop-In Center, Inc.	\$328,000	\$328,000	State Pass-Through
• Little Jack Horner's Corner Bakery	\$27,000	\$27,000	State Pass-Through
<b>Total Community Services</b>	<b>\$355,000</b>	<b>\$355,000</b>	
Housing & Community Development			
• CDBG Competitive Awards (Total)	\$265,000	\$265,000	Federal Pass-Through
◦ INSIGHT Acquisition	\$225,000	\$225,000	
◦ Streetlight Community Outreach	\$40,000	\$40,000	
• Emerg Solutions Grant Recipients (Total)	\$121,589	\$121,589	Federal Pass-Through
◦ ACTS - Emergency Shelter	\$47,184	\$47,184	
◦ NVFS - Transitional Housing & SERVE Shelter	\$74,405	\$74,405	
<b>Total Housing &amp; Community Development</b>	<b>\$386,589</b>	<b>\$386,589</b>	

# Community Partners

## Funding Provided to Community Partners

Host Agency	FY19 Adopted	FY20 Adopted	Funding Source
<b>Parks, Recreation &amp; Tourism</b>			
• Arts Council Grants	\$193,000	\$193,000	General Fund
<b>Total Parks, Recreation &amp; Tourism</b>	<b>\$193,000</b>	<b>\$193,000</b>	
<b>Public Works</b>			
• Keep Prince William Beautiful	\$46,000	\$46,000	State Pass-Through
<b>Total Public Works</b>	<b>\$46,000</b>	<b>\$46,000</b>	
<b>Social Services</b>			
• PWC Continuum of Care (CoC) HUD Grant <b>(Total)</b>	\$601,375	\$721,515	Federal Pass-Through
◦ ACTS - Rapid Rehousing	\$0	\$206,648	
◦ BARN - Rapid Rehousing	\$203,552	\$0	
◦ DSS - CoC Planning	\$48,725	\$52,092	
◦ DSS - Homeless Mgt Info System	\$36,230	\$36,230	
◦ Good Shepherd Leasing Program	\$154,684	\$159,036	
◦ PathWay Homes - PSH Leasing	\$0	\$106,550	
◦ StreetLight - PSH House I	\$8,788	\$9,052	
◦ StreetLight Permmt Supprtve Housing	\$149,396	\$151,907	
• Promoting Safe and Stable Families <b>(Total)</b>	\$221,998	\$245,188	Federal Pass-Through
◦ ARC (Disability Respite/Interpreter Services)	\$7,400	\$12,400	
◦ No Va Family Service (Healthy Families)	\$48,711	\$53,711	
◦ VA Cooperative Extension (Parent Education)	\$95,887	\$102,387	
◦ Dept of Social Svcs (Family Reunification)	\$70,000	\$76,690	
<b>Total Social Services</b>	<b>\$823,373</b>	<b>\$966,703</b>	
<b>TOTAL GRANTS AND MATCHING FUNDS</b>	<b>\$1,840,012</b>	<b>\$1,983,342</b>	
<b>GRAND TOTAL</b>	<b>\$32,299,032</b>	<b>\$34,896,629</b>	

Note: Totals may not add due to rounding.

# Community Partners

## Community Partners In-Kind Donations

Host Agency	Community Partner	FY19 Adopted (Estimated Value)*	FY20 Adopted (Estimated Value)*
<b>Community Services</b>	<b>Rainbow Riding Center</b> <ul style="list-style-type: none"> <li>• Provide mailbox in office.</li> <li>• Provide conference room for monthly board meetings as needed.</li> <li>• Provide use of copier up to 10,300 copies annually. Estimated value of in-kind service is \$51.50.</li> </ul>	\$52	\$52
<b>Library</b>	<b>Literacy Volunteers of America</b> <ul style="list-style-type: none"> <li>• Provide photocopying support up to \$1,000 per fiscal year.</li> <li>• Provide tutor training and event promotion through the Library System's website for 6 events per year. Estimated value is \$110.</li> </ul>	\$1,110	\$1,110
<b>Public Works</b>	<b>Keep Prince William Beautiful</b> <ul style="list-style-type: none"> <li>• Provide van and driver for the completion of a litter survey, no more than four times a year. Estimated value is \$1,220.</li> <li>• Provide Adopt-a-Spot signs when required. Estimated value is \$865.</li> <li>• Provide staff support for Adopt-a-Spot sign installation and VDOT location coordination. Estimated value is \$1,380.</li> </ul>	\$3,465	\$3,465

\* Estimated values for in-kind donations are not included in the community partner donation totals.

# Community Partners

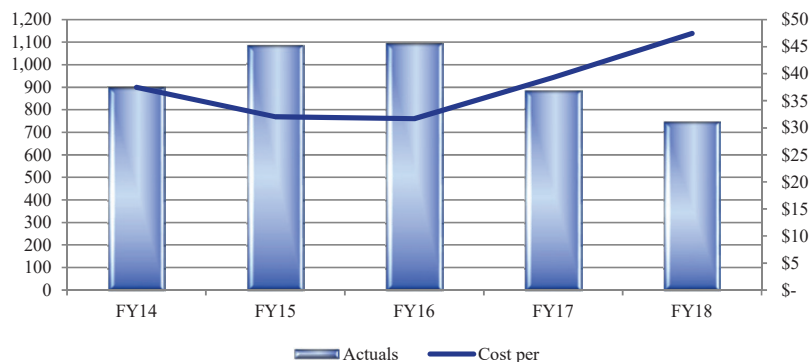
## Action in the Community Through Service (ACTS)

ACTS services to County residents include Helpline, a 24 hour/365 day free, confidential telephone service to help callers with problem solving and crisis situations; Turning Points, the only domestic violence intervention program serving Prince William County (PWC); and Sexual Assault Victims Advocacy Service (SAVAS), the only sexual assault crisis center serving PWC. The ACTS Housing Services operates an emergency shelter, transitional housing, and permanent affordable housing.

Measures (Dollar amounts expressed in thousands)	FY16 Actuals	FY17 Actuals	FY18 Actuals	FY19 Adopted	FY20 Adopted
<b>Commonwealth's Attorney</b>					
<b>Victim/Witness Support</b>	<b>\$35</b>	<b>\$35</b>	<b>\$35</b>	<b>\$36</b>	<b>\$38</b>
SAVAS total clients served	1,095	883	746	1,000	800
SAVAS presentations given	145	78	46	125	52

### ACTS - Commonwealth's Attorney Measures Report Chart

SAVAS Total Clients Served

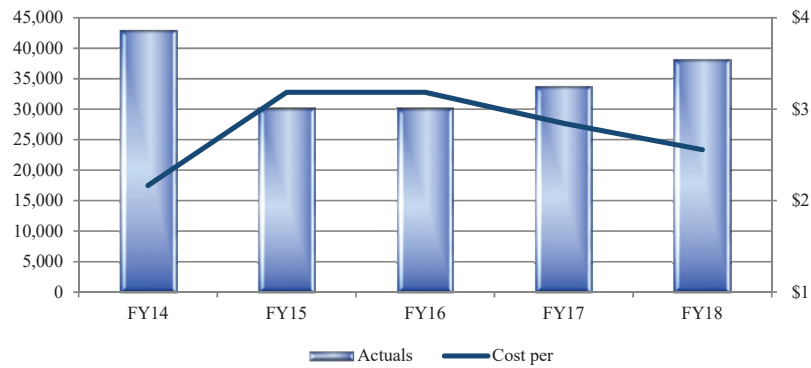


# Community Partners

Measures (Dollar amounts expressed in thousands)	FY16 Actuals	FY17 Actuals	FY18 Actuals	FY19 Adopted	FY20 Adopted
<b>Community Services</b>					
<b>Emergency Services</b>	\$403	\$403	\$411	\$424	\$436
Helpline Service Calls	30,000	33,582	38,092	34,602	36,347
Emergency Shelter Clients Served	-	-	345	290	318
Number graduating from Behavioral Intervention Program	145	202	137	200	169

## ACTS - Community Services Measures Report Chart

Helpline Service Calls



# Community Partners

Measures (Dollar amounts expressed in thousands)	FY16 Actuals	FY17 Actuals	FY18 Actuals	FY19 Adopted	FY20 Adopted
<b>Social Services</b>					
<b>Homeless Emergency Shelter and Overnight Care</b>	\$205	\$205	\$238	\$245	\$252
Rapid Re-Housing	-	-	51	24	24
Shelter bed nights	6,200	5,316	5,410	7,726	6,742
Shelter utilization rate	95%	82%	82%	80%	85%
Transitional Living utilization rate	91%	88%	18%	90%	90%

Note: The drop in FY18 Actuals is a reflection of the shift from a Transitional Housing model to a Permanent Supportive housing model.

## ACTS - Social Services Measures Report Charts

ACTS Shelter Bed Nights

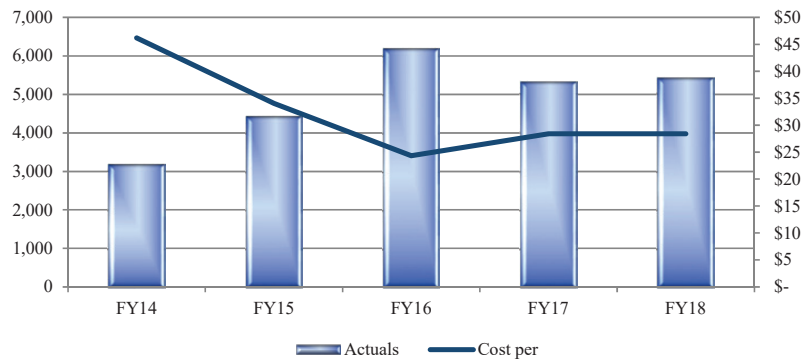


Chart 1 of 3

ACTS Homeless Shelter Utilization Rate

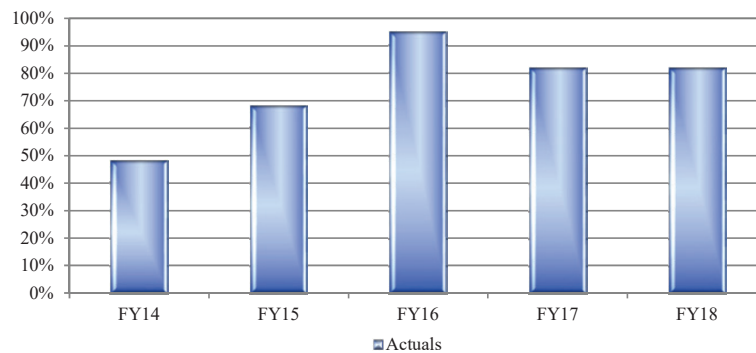


Chart 2 of 3

# Community Partners

## ACTS - Social Services Measures Report Charts

ACTS Transitional Living Utilization Rate

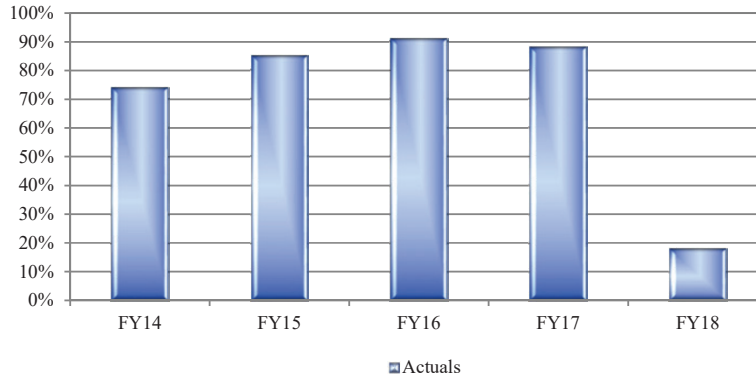


Chart 3 of 3

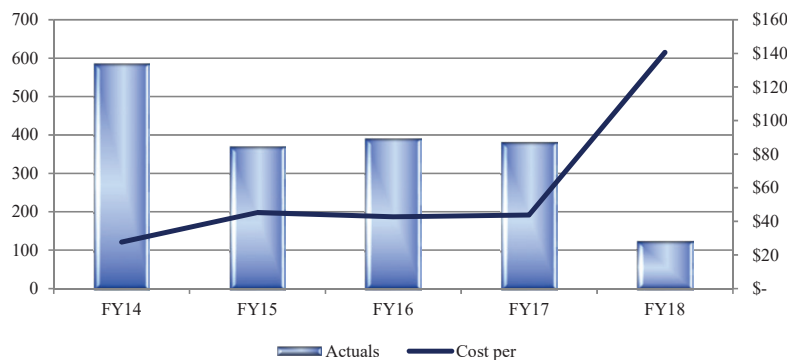
## American Red Cross

American Red Cross provides disaster relief assistance to residents affected by fire and flooding and is a partner in the County emergency plan providing mass care-shelter and feeding in times of larger scale disasters. American Red Cross services are available to the entire County.

Measures (Dollar amounts expressed in thousands)	FY16 Actuals	FY17 Actuals	FY18 Actuals	FY19 Adopted	FY20 Adopted
<b>Fire &amp; Rescue</b>					
<b>Community Safety</b>	\$17	\$17	\$17	\$18	\$18
Provide immediate emergency assistance to residents affected by disaster	390	381	121	500	350

## American Red Cross - Fire & Rescue Measures Report Chart

Provide Immediate Emergency Assistance to Residents Affected by Disaster



# Community Partners

## The Arc of Greater Prince William (PW)

The Arc provides quality services and support for children and adults with intellectual and development disabilities to achieve their greatest potential for growth and independence.

Measures (Dollar amounts expressed in thousands)	FY16 Actuals	FY17 Actuals	FY18 Actuals	FY19 Adopted	FY20 Adopted
<b>Parks, Recreation &amp; Tourism</b>					
<b>Recreation Services</b>	\$43	\$43	\$44	\$45	\$47
Individuals in fitness programs	60	64	51	50	50
Number attending special events	1,172	1,204	1,677	1,220	1,400

### The Arc of Greater PW – Parks, Recreation & Tourism Measures Report Charts

Individuals in Fitness Programs

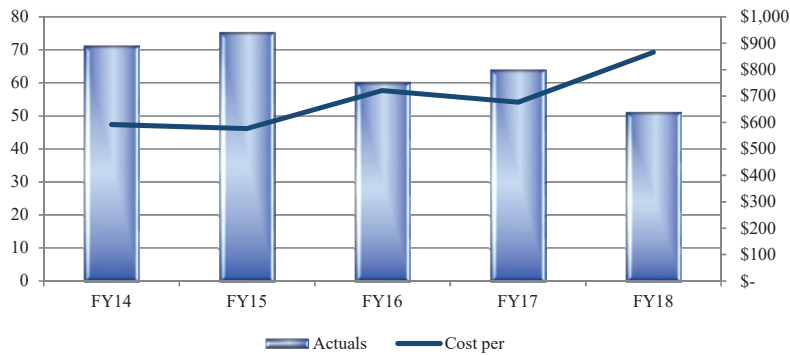


Chart 1 of 2

Number Attending Special Events

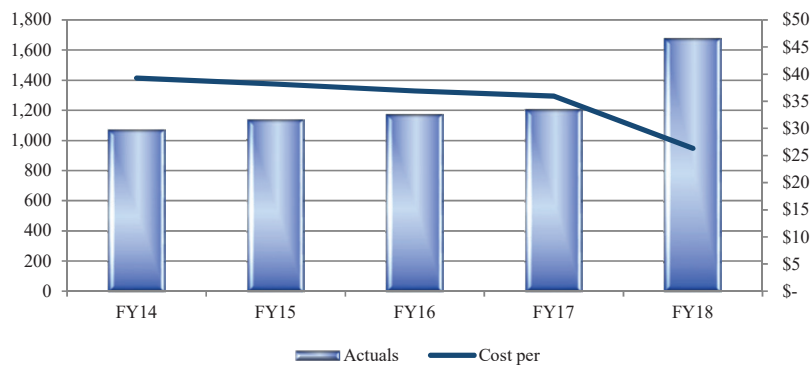


Chart 2 of 2



# Community Partners

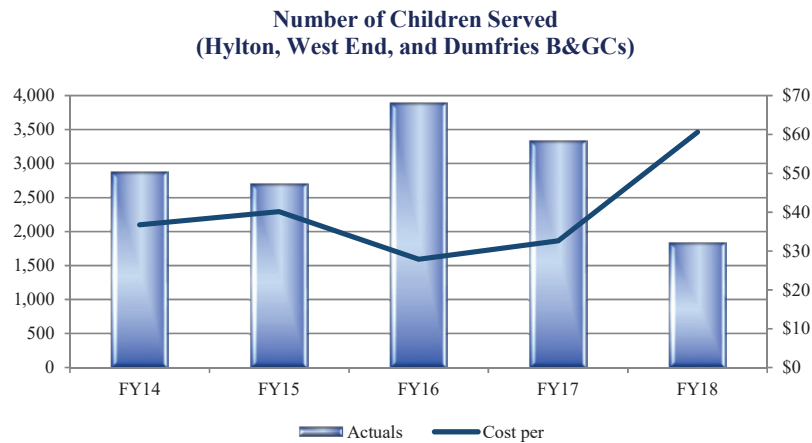
Measures (Dollar amounts expressed in thousands)	FY16 Actuals	FY17 Actuals	FY18 Actuals	FY19 Adopted	FY20 Adopted
<b>Community Service</b>					
<b>Family Support Services</b>	-	-	-	-	\$29
Information and Referral	-	-	-	-	750
Education Workshops for Families	-	-	-	-	8
Number of Attendees at Workshops	-	-	-	-	160

## Boys & Girls Club (B&GC)

B&GC supports positive youth development in a welcoming and safe environment. Children ages 5-18 participate in a variety of activities that enhance educational goals, leadership development, and life skills.

Measures (Dollar amounts expressed in thousands)	FY16 Actuals	FY17 Actuals	FY18 Actuals	FY19 Adopted	FY20 Adopted
<b>Parks, Recreation &amp; Tourism</b>					
<b>Administration and Communication</b>	\$109	\$109	\$111	\$114	\$117
Number of children served (Hylton, West End, and Dumfries B&GC)	3,892	3,333	1,827	3,000	2,800

### B&GC - Parks, Recreation & Tourism Measures Report Chart



# Community Partners

## Catholics for Housing (CFH)

CFH provides affordable housing opportunities to low-to-moderate income households throughout Northern Virginia. The continuum of housing within CFH provides the ability to help participants understand how to obtain and sustain an adequate home.

Measures (Dollar amounts expressed in thousands)	FY16 Actuals	FY17 Actuals	FY18 Actuals	FY19 Adopted	FY20 Adopted
<b>Social Services</b>					
<b>Homeless Initiative</b>	-	-	\$29	\$30	\$31
Number of people served at the Drop-In-Center (unduplicated)	-	-	62	-	110

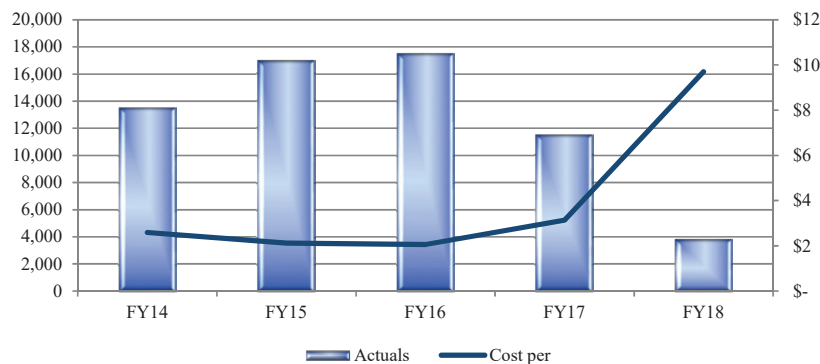
## Dumfries Weems-Botts Museum

The museum, operated by Historic Dumfries, Virginia, Inc., features the history of Dumfries, Virginia's oldest chartered town.

Measures (Dollar amounts expressed in thousands)	FY16 Actuals	FY17 Actuals	FY18 Actuals	FY19 Adopted	FY20 Adopted
<b>Parks, Recreation &amp; Tourism</b>					
<b>Historic Preservation</b>	\$36	\$36	\$37	\$38	\$39
Museum attendance	17,500	11,500	3,789	18,000	10,000
Volunteer hours	4,040	3,500	1,155	4,100	3,000

### Dumfries Weems-Botts Museum - Parks, Recreation & Tourism Measures Report Chart

Museum Attendance



# Community Partners

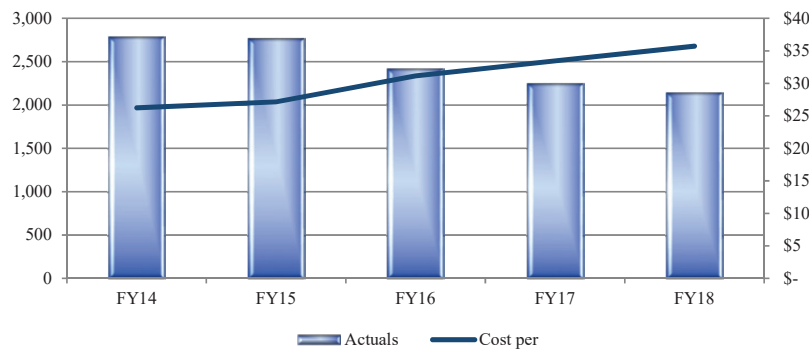
## Free Clinic

The Free Clinic provides a permanent patient-centered medical home to County residents. Free services include diagnostic studies, specialty care and referrals, case management, patient education, medication assistance, and preventive care. The Free Clinic serves uninsured indigent patients meeting up to 125% of the state poverty guidelines.

Measures (Dollar amounts expressed in thousands)	FY16 Actuals	FY17 Actuals	FY18 Actuals	FY19 Adopted	FY20 Adopted
<b>Public Health</b>					
<b>General Medicine</b>	\$75	\$75	\$77	\$79	\$81
Free Clinic patients served	2,413	2,247	2,145	2,750	2,000

### Free Clinic - Public Health Measures Report Chart

Free Clinic Patients Served



## Freedom Aquatic & Fitness Center

Freedom Aquatic & Fitness Center promotes healthy lifestyles through quality educational and recreational programs in an environment that motivates individuals to meet their goals.

Measures (Dollar amounts expressed in thousands)	FY16 Actuals	FY17 Actuals	FY18 Actuals	FY19 Adopted	FY20 Adopted
<b>Parks, Recreation &amp; Tourism</b>					
<b>Aquatics &amp; Fitness</b>	-	-	-	-	\$350
Freedom Center Members	-	-	-	-	5,350
Freedom Center Annual Members	-	-	-	-	4,900

# Community Partners

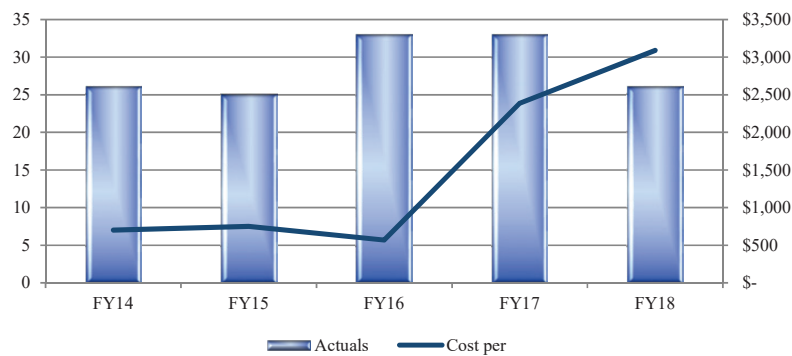
## Good Shepherd Housing Foundation (GSHF)

GSHF provides housing for chronically mentally ill adults and chronic low-income families in the community. Services include case management, rental assistance, supportive services (transportation, assistance toward childcare), and emergency funding to families in the program.

Measures (Dollar amounts expressed in thousands)	FY16 Actuals	FY17 Actuals	FY18 Actuals	FY19 Adopted	FY20 Adopted
<b>Community Services</b>					
<b>Mental Health Residential Services</b>	\$19	\$79	\$80	\$83	\$85
Clients served by GSHF	33	33	26	28	28

### GSHF - Community Services Measures Report Chart

Clients Served

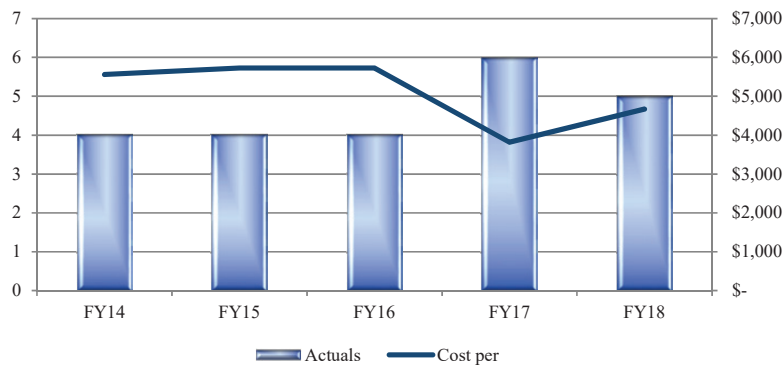


# Community Partners

Measures (Dollar amounts expressed in thousands)	FY16 Actuals	FY17 Actuals	FY18 Actuals	FY19 Adopted	FY20 Adopted
<b>Social Services</b>					
<b>Homeless Emergency Shelter and Overnight Care</b>	\$23	\$23	\$23	\$24	\$25
GSHF Partnership families served	4	6	5	4	4

## GSHF - Social Services Measures Report Chart

Families Served



# Community Partners

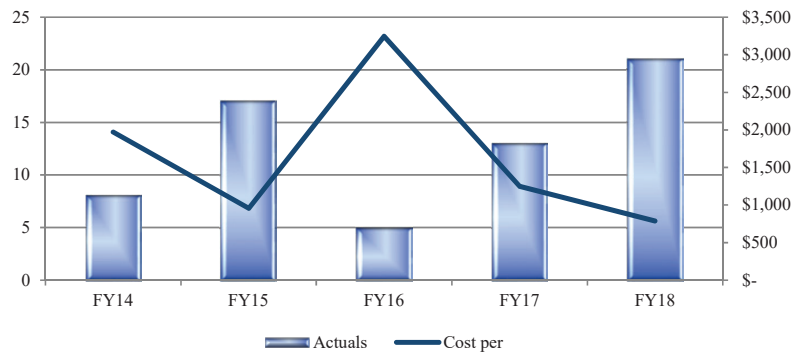
## Habitat for Humanity

Habitat for Humanity provides volunteer assistance with property repairs for low income, elderly, or disabled County homeowners whose homes are in sufficient disrepair to be in violation of County code.

Measures (Dollar amounts expressed in thousands)	FY16 Actuals	FY17 Actuals	FY18 Actuals	FY19 Adopted	FY20 Adopted
<b>Public Works</b>					
<b>Neighborhood Services</b>	<b>\$16</b>	<b>\$16</b>	<b>\$17</b>	<b>\$17</b>	<b>\$18</b>
Administer and coordinate graffiti abatement projects	0	0	0	5	-
Administer and coordinate property maintenance projects	5	13	21	13	15

### Habitat for Humanity - Public Works Measures Report Chart

Administer and Coordinate Property Maintenance Projects



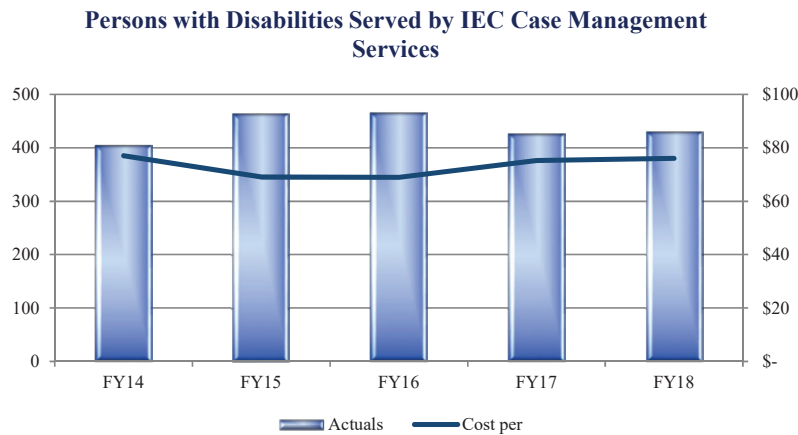
# Community Partners

## Independence Empowerment Center (IEC)

IEC provides supportive services to persons with disabilities, which allow them to remain in or return to their homes, direct training on independent living skills, Medicaid waiver program coordination, and educational assistance to schoolchildren and their families. The IEC serves County residents of all ages with any type of disability.

Measures (Dollar amounts expressed in thousands)	FY16 Actuals	FY17 Actuals	FY18 Actuals	FY19 Adopted	FY20 Adopted
<b>Aging</b>					
<b>Supportive Services</b>	\$32	\$32	\$33	\$34	\$35
Persons with disabilities served by IEC case management services	465	426	430	467	467

### IEC - Aging Measures Report Chart



# Community Partners

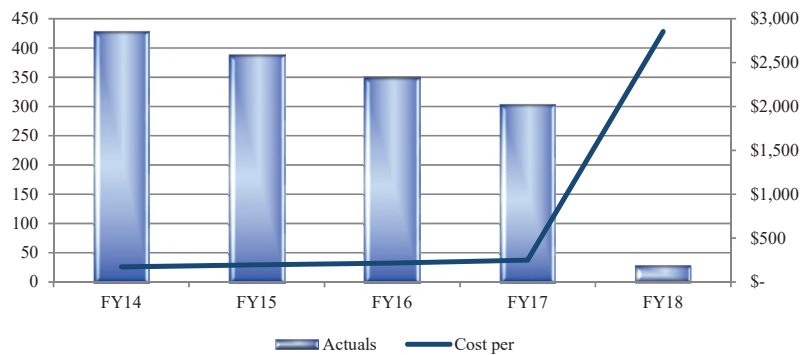
## Keep Prince William Beautiful (KPWB)

KPWB educates school children, civic associations, and community groups on litter removal, recycling, and water quality through the following programs: Adopt-a-Spot, semi-annual community cleanup campaigns, clean shopping center program, county-wide litter surveys, and the Speakers Bureau.

Measures (Dollar amounts expressed in thousands)	FY16 Actuals	FY17 Actuals	FY18 Actuals	FY19 Adopted	FY20 Adopted
<b>Public Works</b>					
<b>Solid Waste - Litter Control</b>	\$76	\$76	\$77	\$79	\$82
Clean shopping center participants (centers)	12	22	15	50	20
Community Cleanups	349	302	27	90	50

### KPWB - Public Works Measures Report Chart

Community Cleanups



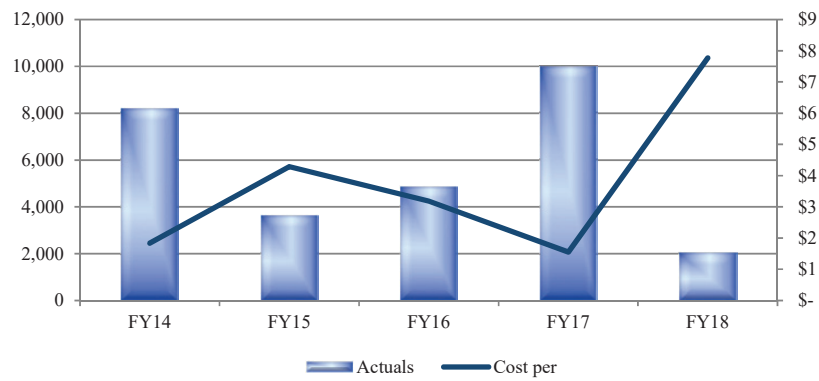


# Community Partners

Measures (Dollar amounts expressed in thousands)	FY16 Actuals	FY17 Actuals	FY18 Actuals	FY19 Adopted	FY20 Adopted
<b>Public Works</b>					
<b>Solid Waste - Recycling</b>	<b>\$15</b>	<b>\$15</b>	<b>\$16</b>	<b>\$16</b>	<b>\$17</b>
Recycling presentation attendees (youth and adults)	4,847	9,955	2,028	5,000	5,000

## KPWB - Public Works Measures Report Chart

Recycling Presentation Attendees



# Community Partners

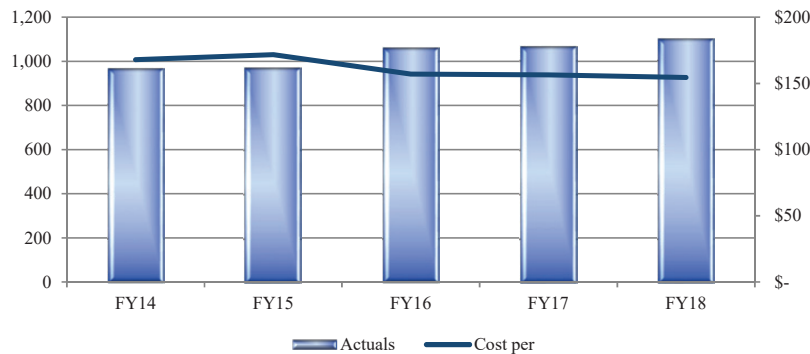
## Legal Services of Northern Virginia (LSNV)

LSNV provides critical civil legal services free of charge to elderly, disabled, and low income individuals and families in PWC in order to maintain adequate shelter, income, family stability, and medical care.

Measures (Dollar amounts expressed in thousands)	FY16 Actuals	FY17 Actuals	FY18 Actuals	FY19 Adopted	FY20 Adopted
<b>Aging</b>					
<b>Senior Centers</b>	\$167	\$167	\$170	\$175	\$180
Legal services cases	1,061	1,065	1,100	1,100	1,100
Contribution per PWC client (actual dollar amount)	\$157	\$156	\$155	\$154	\$164
Contribution per PWC household member benefit (actual dollar amount)	\$67	\$71	\$61	\$68	\$72

### LSNV - Aging Measures Report Chart

Legal Services Cases



# Community Partners

## Literacy Volunteers of America - Prince William, Inc. (LVA-PW)

LVA-PW provides free basic English as a second language, computer and workplace literacy, Pre-General Equivalency Diploma (GED) and GED tutoring, and English for Speakers of Other Languages civics tutoring services to adults in the community.

Measures (Dollar amounts expressed in thousands)	FY16 Actuals	FY17 Actuals	FY18 Actuals	FY19 Adopted	FY20 Adopted
<b>Library</b>					
<b>Public Services Management</b>	\$27	\$27	\$27	\$28	\$29
Literacy Volunteer hours	15,078	15,200	16,778	15,400	15,500
Adults served	712	752	752	730	720

### LVA-PW - Library Measures Report Charts

Literacy Volunteer Hours Provided for Adults

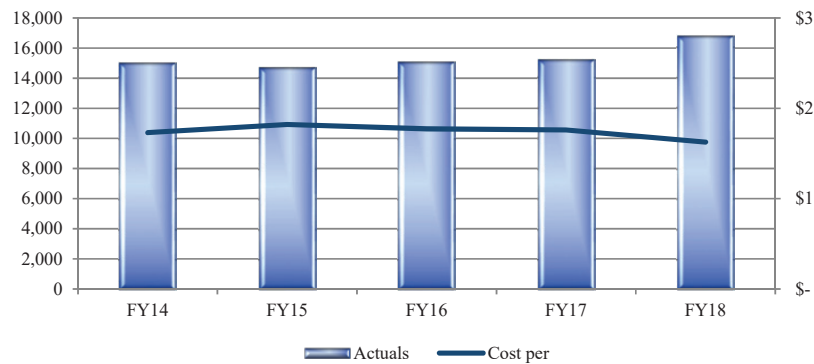


Chart  
1 of 2

Number of Adults Served

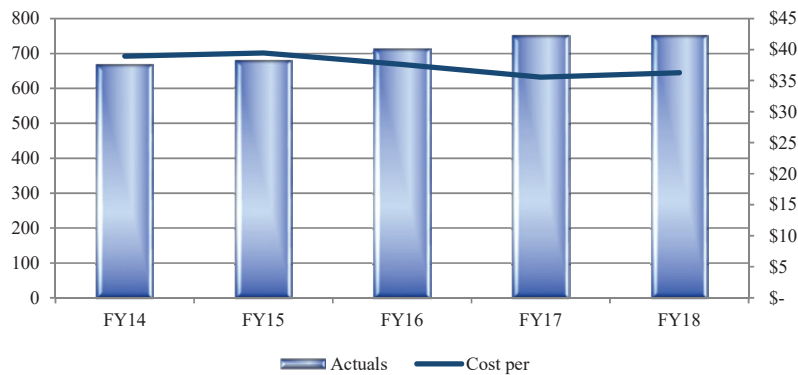


Chart  
2 of 2

# Community Partners

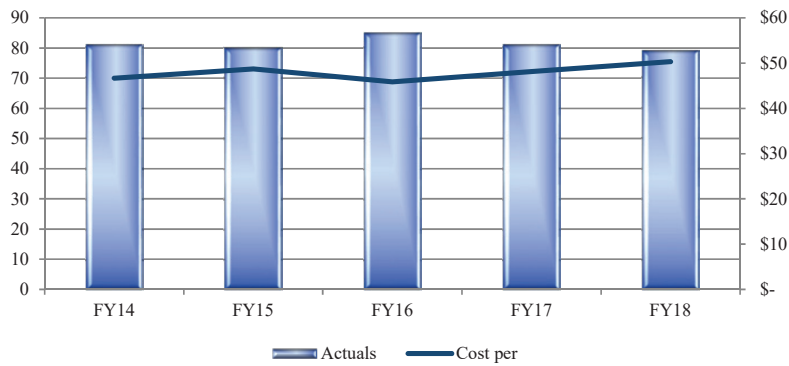
## The Metropolitan Washington Ear, Inc.

The Metropolitan Washington Ear, Inc. provides radio reading services, dial-in instructions, newspaper, and magazine services to blind, visually impaired, and disabled individuals who can no longer read ordinary print.

Measures (Dollar amounts expressed in thousands)	FY16 Actuals	FY17 Actuals	FY18 Actuals	FY19 Adopted	FY20 Adopted
<b>Public Health</b>					
<b>General Medicine</b>	\$4	\$4	\$4	\$4	\$4
Clients served by Washington Ear	85	81	79	85	82

### The Metropolitan Washington Ear, Inc. - Public Health Measures Report Chart

Clients Served by Metropolitan Washington Ear



# Community Partners

## Northern Virginia Family Service (NVFS)

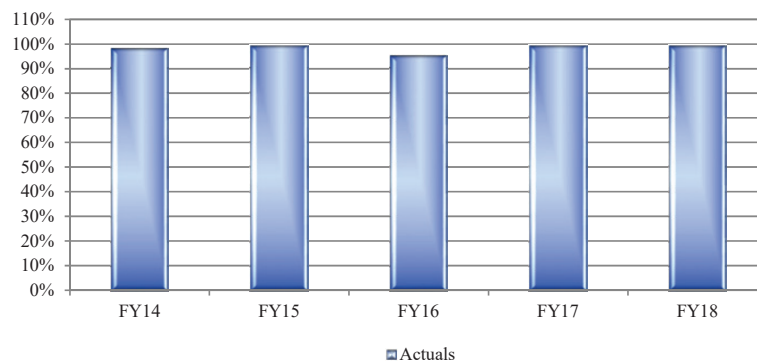
NVFS services to County residents include rapid rehousing, transitional and permanent housing programs for low-income clients, temporary emergency shelter, housing location services, children’s services, life skills and parenting support, child abuse prevention, and linkage to consistent child health care providers for County families at risk for poor childhood outcomes. Additionally, NVFS provides a gang intervention, prevention, and education program to ensure gang involved youth and youth at risk of gang involvement are better able to resist gangs.

Measures (Dollar amounts expressed in thousands)	FY16 Actuals	FY17 Actuals	FY18 Actuals	FY19 Adopted	FY20 Adopted
<b>Juvenile Court Service Unit</b>					
<b>Intervention, Prevention and Education</b>	-	-	-	\$100	\$103
Youth served annually	-	-	-	40	40
Gang youth who reduce or eliminate gang participation	-	-	-	75%	75%
Non-gang at-risk youth who remain non-gang involved	-	-	-	95%	95%

Measures (Dollar amounts expressed in thousands)	FY16 Actuals	FY17 Actuals	FY18 Actuals	FY19 Adopted	FY20 Adopted
<b>Public Health</b>					
<b>General Medicine</b>	\$133	\$133	\$83	\$85	\$88
% of clients reporting an improvement in their health status served by Pharmacy Central	95%	99%	99%	95%	95%

### NVFS - Public Health Measures Report Chart

% of Clients Reporting an Improvement in their Health Status

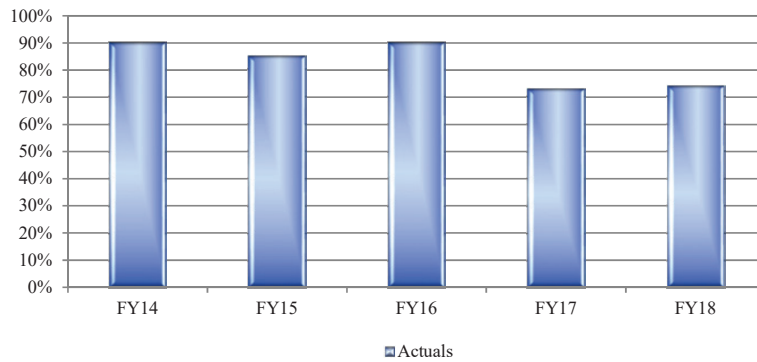


# Community Partners

Measures (Dollar amounts expressed in thousands)	FY16 Actuals	FY17 Actuals	FY18 Actuals	FY19 Adopted	FY20 Adopted
<b>Social Services</b>					
<b>Child Welfare, Homeless Emergency Shelter and Overnight Care</b>	\$351	\$351	\$456	\$469	\$483
Healthy families children assigned a primary health care provider within two months of enrollment	94%	99%	98%	85%	85%
SERVE shelter utilization rate	90%	73%	74%	85%	85%

## NVFS - Social Services Measures Report Chart

SERVE Shelter Utilization Rate



# Community Partners

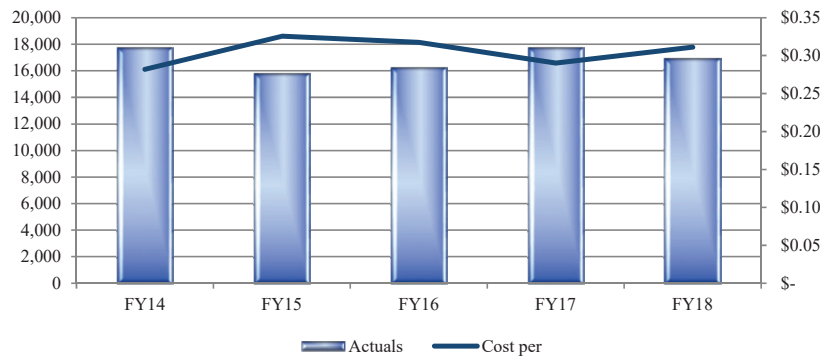
## Occoquan Mill House Museum

The Mill House Museum contains an eclectic collection of artifacts related to Occoquan's history and the surrounding area.

Measures (Dollar amounts expressed in thousands)	FY16 Actuals	FY17 Actuals	FY18 Actuals	FY19 Adopted	FY20 Adopted
<b>Parks, Recreation &amp; Tourism</b>					
<b>Historic Preservation</b>	\$5	\$5	\$5	\$5	\$6
Museum attendance	16,216	17,735	16,889	18,000	18,000
Volunteer hours	320	275	600	500	500

### Occoquan Mill House Museum - Public Works Measures Report Chart

Museum Attendance



## Prince William Humane Society

The Humane Society promotes animal welfare and adoption of homeless pets.

Measures (Dollar amounts expressed in thousands)	FY16 Actuals	FY17 Actuals	FY18 Actuals	FY19 Adopted	FY20 Adopted
<b>Police</b>					
<b>Homeless Pet Adoption</b>	-	\$94	\$96	\$99	\$102
Rehome homeless pets from PWC Animal Shelter	-	264	270	220	220
Offsite Adoption Center will be open to the public (hours)	-	448	704	520	520

# Community Partners

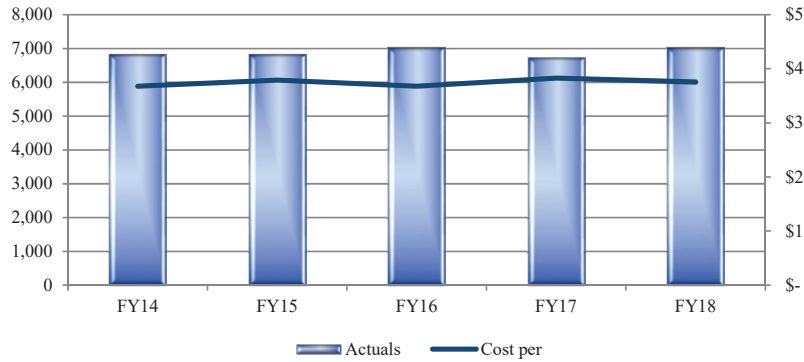
## Prince William Soccer, Inc. (PWSI)

PWSI provides recreational opportunities for players of all backgrounds and abilities.

Measures (Dollar amounts expressed in thousands)	FY16 Actuals	FY17 Actuals	FY18 Actuals	FY19 Adopted	FY20 Adopted
<b>Parks, Recreation &amp; Tourism</b>					
Administration & Communications	\$26	\$26	\$26	\$27	\$28
Participants served	7,000	6,728	7,000	7,050	6,650

### PWSI - Parks, Recreation & Tourism Measures Report Chart

Participants Served





# Community Partners

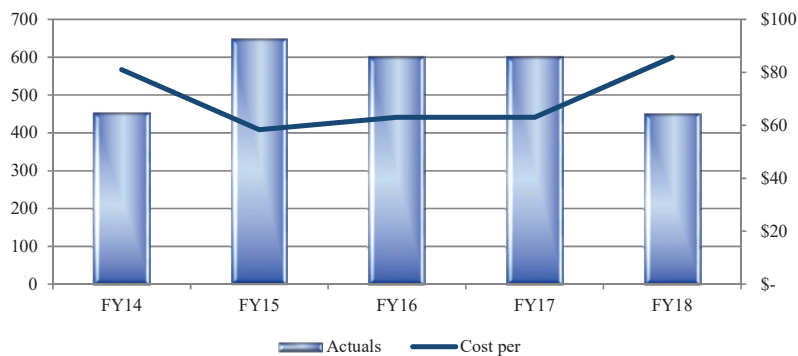
## Project Mend-A-House (PMAH)

PMAH provides home renovation services to enable vulnerable disabled, elderly, and low-income residents to remain in their homes, including those residents whose homes are in sufficient disrepair as to be in violation of County codes.

Measures (Dollar amounts expressed in thousands)	FY16 Actuals	FY17 Actuals	FY18 Actuals	FY19 Adopted	FY20 Adopted
<b>Public Works</b>					
Neighborhood Services	\$38	\$38	\$39	\$40	\$41
Total home improvement/modification projects	600	600	450	450	450

### PMAH - Public Works Measures Report Chart

Total Home Improvement/Modification Projects



# Community Partners

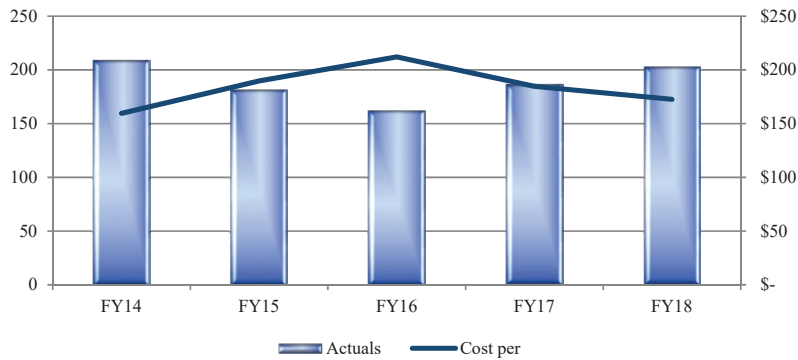
## Rainbow Riding Center

Rainbow Riding Center provides therapeutic equestrian activities to individuals with physical and mental challenges. Rainbow clients are children, teens, adults, recuperating soldiers from Walter Reed Medical Center, and at-risk youth.

Measures (Dollar amounts expressed in thousands)	FY16 Actuals	FY17 Actuals	FY18 Actuals	FY19 Adopted	FY20 Adopted
<b>Community Services</b>					
<b>Administrative Services</b>	\$34	\$34	\$35	\$36	\$37
Students enrolled in the Rainbow Therapeutic Riding Program	162	186	203	200	230

### Rainbow Riding Center - Community Services Measures Report Chart

Students Enrolled in the Rainbow Therapeutic Riding Program



# Community Partners

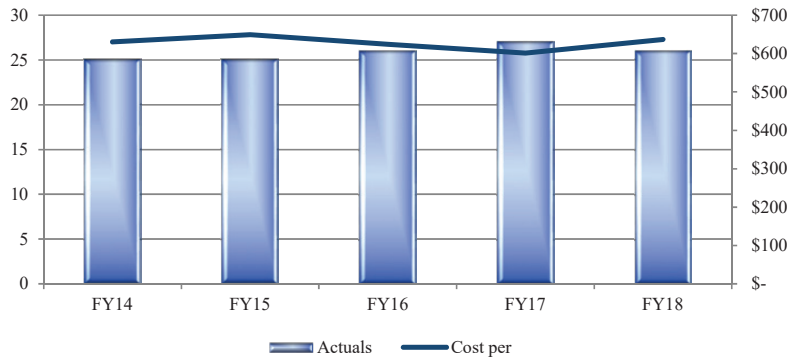
## Special Olympics

Special Olympics provides sports training programs in athletics, aquatics, basketball, bocce, bowling, floor hockey, golf, powerlifting, skiing, soccer, and tennis. Special Olympics also offers a program for children two to seven years called the Young Athlete Program through a network of volunteers. Athletes pay nothing to participate.

Measures (Dollar amounts expressed in thousands)	FY16 Actuals	FY17 Actuals	FY18 Actuals	FY19 Adopted	FY20 Adopted
<b>Parks, Recreation &amp; Tourism</b>					
<b>Recreation Services</b>	\$16	\$16	\$17	\$17	\$18
Athletic events for the intellectually disabled	26	27	26	26	27

### Special Olympics - Parks, Recreation & Tourism Measures Report Chart

Athletic Events for the Intellectually Disabled



## StreetLight Community Outreach Ministries

StreetLight's supported housing program provides group homes for homeless adults with supported services including budgeting, substance abuse counseling, employment counseling, career development, and volunteer mentoring.

Measures (Dollar amounts expressed in thousands)	FY16 Actuals	FY17 Actuals	FY18 Actuals	FY19 Adopted	FY20 Adopted
<b>Social Services</b>					
<b>Homeless Emergency Shelter and Overnight Care</b>	\$15	\$15	\$45	\$46	\$48
Clients maintain safe, permanent housing	100%	91%	91%	90%	100%
Clients maintaining sobriety	89%	91%	100%	100%	100%

# Community Partners

## Volunteer Prince William (VPW)

VPW places and tracks court-ordered community service clients and provides written reports to the Office of Criminal Justice Services (OCJS) probation officers or directly to the adult and juvenile court systems. VPW also serves as the County's point of contact for agencies and community partners to connect volunteers with opportunities to serve throughout the County.

Measures (Dollar amounts expressed in thousands)	FY16 Actuals	FY17 Actuals	FY18 Actuals	FY19 Adopted	FY20 Adopted
<b>Criminal Justice Services</b>					
<b>Local Criminal Justice Support</b>	<b>\$155</b>	<b>\$155</b>	<b>\$158</b>	<b>\$163</b>	<b>\$168</b>
OCJS and General District Court placements	634	610	613	800	800
Community volunteers for short term community projects	34,892	35,335	30,139	30,000	30,000
Community service hours performed	13,809	12,600	11,646	20,000	20,000

### VPW - Criminal Justice Services Measures Report Charts

OCJS and General District Court Placements

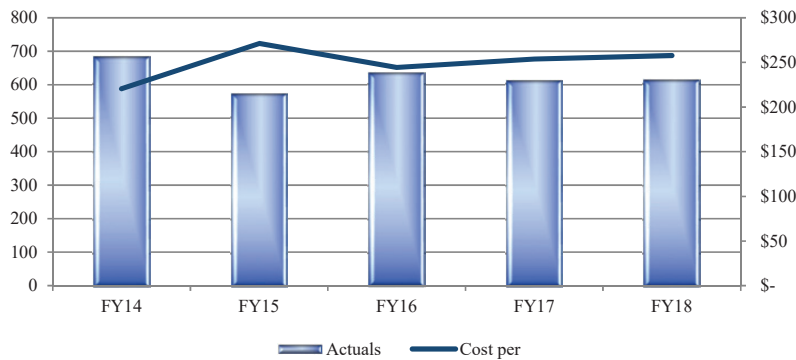


Chart 1 of 2

VPW Community Volunteers for Short Term Community Projects

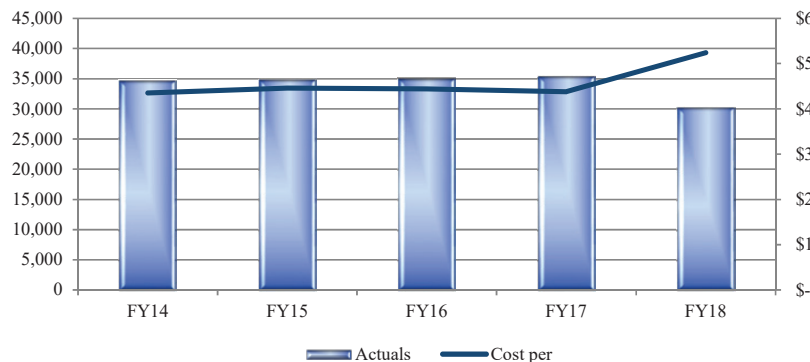


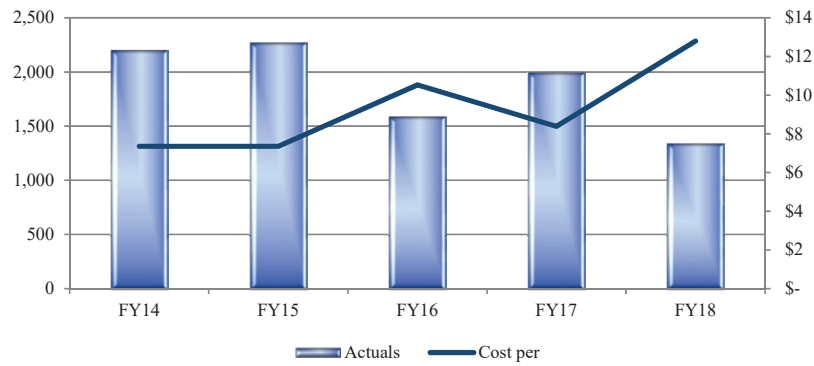
Chart 2 of 2

# Community Partners

Measures (Dollar amounts expressed in thousands)	FY16 Actuals	FY17 Actuals	FY18 Actuals	FY19 Adopted	FY20 Adopted
<b>Fire &amp; Rescue</b>					
<b>Community Safety</b>	\$17	\$17	\$17	\$18	\$18
Volunteer recruitment	1,584	1,989	1,329	1,500	1,500
Volunteer Outreach and Training	278,878	436,628	440,645	300,000	150,000

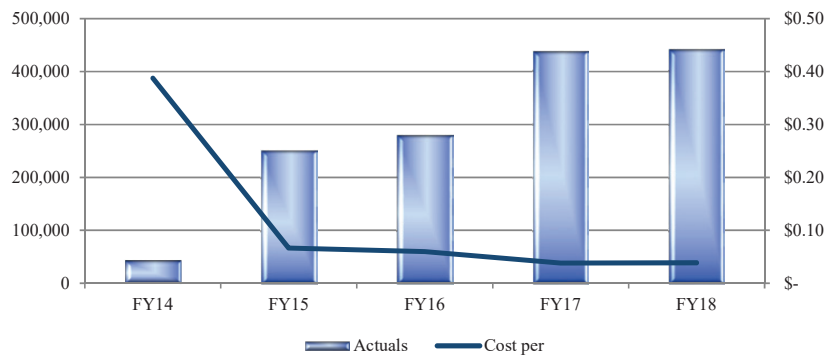
## VPW – Fire & Rescue Measures Report Charts

**Volunteer Recruitment**



**Chart  
1 of 2**

**Volunteer Outreach and Training**



**Chart  
2 of 2**

# Community Partners

