

General Government

Gainesville Area Library

Lead Agency For This Project

Prince William Public Library System

Project Description

The Gainesville Area Library is Phase II of a two-part library question on an as yet undetermined bond referendum. The other library is the Montclair Library. Completion of the Gainesville Area Library will follow the completion of the Montclair Library. It will be a full-service library with regular services such as circulation, information services, readers' advisory services, children's programs and services, reference, on-line catalogs, internet access and electronic database services.

The Gainesville Library will be located near the intersection of Route 15 and Lightner Road.

Bushy Park House, built in the last half of the 18th century, was originally located on the frontier of the



Northern Neck Land Grant, known as the Bull Run Tract. This was part of a land grant that Robert "King" Carter received from Lord Thomas Fairfax. Carter later divided his 41,660 acres of the Bull Run Tract among his sons and grandsons. The 6,000 acres on which the house was built was owned by Mann Paige II and was passed down through two generations before it was sold in smaller plots. The house was renamed Bushy Park after 1822. Threatened by new development, the house was moved from Catharpin Road. Bushy Park will become a reading room and interpretive center at the proposed Gainesville Library site.

Service Impact

- **Service Area** - This project will serve an area that has from 25,000 to 60,000 residents within an average 10 to 15 minute drive time.
- **Projected Usage** - This library will provide the following levels of service to the community:
 - **Checkouts per month:** 25,000-75,000
 - **Information requests per month:** 5,000-10,000
 - **Visits per month:** 15,000-25,000

Comprehensive Plan Impact

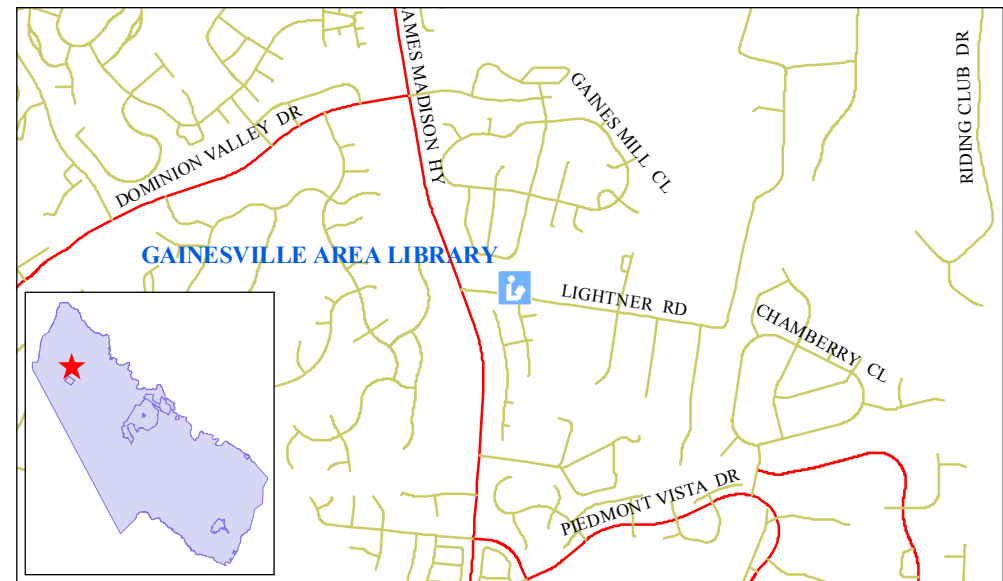
- **Library Facilities** - Fulfills the Comprehensive Plan goal to achieve and ensure adequate provision of library facilities and information resources to all citizens of Prince William County.

Funding Sources

- **Debt Financing**
- **Developer Contributions (Proffers)** - Developer contributions provide \$974,613 and land acquisition towards funding this project.

Critical Milestones

- **Preplanning** study completed in FY 06.
- **Design** will begin in FY 09.
- **Construction** is scheduled for FY 11.
- **Occupancy** is scheduled for FY 12.



FUNDING SOURCES	Total Project Estimate	Prior Years' Actual	Current Year	CIP							Future Years
				FY 07	FY 08	FY 09	FY 10	FY 11	FY 12	FY 07 - 12	
Proffers/General Fund	2,293,375	293,375	-	-	-	-	-	1,000,000	1,000,000	2,000,000	-
Delinquent Taxes	-	-	-	-	-	-	-	-	-	-	-
Fire Levy	-	-	-	-	-	-	-	-	-	-	-
Solid Waste Fees	-	-	-	-	-	-	-	-	-	-	-
Stormwater Management Fees	-	-	-	-	-	-	-	-	-	-	-
Debt	21,650,000	-	-	-	-	1,000,000	4,000,000	15,000,000	1,650,000	21,650,000	-
Fuel Tax	-	-	-	-	-	-	-	-	-	-	-
State/Federal	-	-	-	-	-	-	-	-	-	-	-
Proffers Identified	319,747	-	-	319,747	-	-	-	-	-	319,747	-
Proffers Projected	-	-	-	-	-	-	-	-	-	-	-
Other	-	-	-	-	-	-	-	-	-	-	-
TOTAL	\$24,263,122	\$293,375	\$0	\$319,747	\$0	\$1,000,000	\$4,000,000	\$16,000,000	\$2,650,000	\$23,969,747	\$0

COST CATEGORIES											
Planning	90,000	-	90,000	-	-	-	-	-	-	-	-
Property Acquisition	-	-	-	-	-	-	-	-	-	-	-
Design	1,202,009	-	-	-	-	376,320	501,549	236,025	88,115	1,202,009	-
Construction/Utility Relocation	13,587,173	-	-	-	-	-	-	3,304,350	9,441,000	12,745,350	841,823
Project Management	275,144	-	10,000	-	-	62,720	59,708	59,006	66,086	247,521	17,623
Construction Management	505,595	-	-	-	-	-	35,123	118,013	308,403	461,538	44,058
Occupancy	5,342,536	-	-	-	-	-	-	2,764,020	2,578,516	5,342,536	-
Telecommunications	890,615	-	-	-	-	-	-	-	890,615	890,615	-
Debt Issuance Costs	216,500	-	-	-	-	216,500	-	-	-	216,500	-
Project Contingency	2,153,550	-	-	-	-	87,447	81,531	636,197	1,325,330	2,130,505	23,045
TOTAL	\$24,263,122	\$0	\$100,000	\$0	\$0	\$742,987	\$677,911	\$7,117,610	\$14,698,065	\$23,236,574	\$926,548
BALANCE	\$0	\$293,375	(\$100,000)	\$319,747	\$0	\$257,013	\$3,322,089	\$8,882,390	(\$12,048,065)	\$733,173	(\$926,548)

APPROPRIATIONS	Appropriated Project Budget	Appropriations							Future Years	
		FY 07	FY 08	FY 09	FY 10	FY 11	FY 12	FY 07 - 12		
Revenues	293,375									
Expenditures	293,375									
Unappropriated Revenues	(23,969,747)	-	-	527,720	656,018	7,095,717	14,676,172	22,955,627	926,548	
Unappropriated Expenditures	(23,969,747)	-	-	527,720	656,018	7,095,717	14,676,172	22,955,627	926,548	

OPERATING IMPACTS	Current Year	CIP						
		FY 07	FY 08	FY 09	FY 10	FY 11	FY 12	FY 07 - 12
Facility Operating Cost	-	-	-	-	-	-	217,676	217,676
Program Operating Cost	-	-	-	-	-	33,394	1,662,746	1,696,140
Total Operating Cost	\$0	\$0	\$0	\$0	\$0	\$33,394	\$1,880,422	\$1,913,816
Debt Service	-	-	-	-	110,000	547,000	2,182,000	2,839,000
Total Operating and Debt Service	\$0	\$0	\$0	\$0	\$110,000	\$580,394	\$4,062,422	\$4,752,816
Operating Revenue	-	-	-	-	-	-	-	-
GENERAL FUND REQUIREMENT	\$0	\$0	\$0	\$0	\$110,000	\$580,394	\$4,062,422	\$4,752,816



Montclair Area Library

Lead Agency For This Project

Prince William Public Library System

Project Description

The Montclair Area Library is Phase I of a two-part library question on an as yet undetermined bond referendum. The other library is the Gainesville Area Library. The Montclair Area Library was in the CIP in the early 1990s but was removed during an economic downturn. It is a full-service library with regular services such as circulation, information services, readers' advisory services, children's programs and services, reference, on-line catalogs, internet access and electronic database services.

The Montclair Area Library will be located near the intersection of Route 234 (Dumfries Road) and Waterway Drive.

The Barnes House one of the County's only remnants of a post-Civil War African-American Settlement was

relocated from Independence Hill to county property to avoid the ongoing development along Route 234. The house was once owned by Eppa Lee and Amanda Catherine Lambert Barnes who raised their 12 children there. Eppa Lee was a woodsman and farmer. The Barnes House will become a reading room and interpretive center at the proposed Montclair Library site.

The total project budget increases \$50,000, as a consultant will be hired in FY 05 to identify current trends in library facilities. This information will be used in the design of the Montclair Area Library.

Service Impact

- **Service Area** - This project will serve an area that has from 25,000 to 60,000 residents within an average 10 to 15 minute drive time.
- **Projected Usage** - This library will provide the following levels of service to the community:
 - **Checkouts per month:** 25,000-75,000
 - **Information requests per month:** 5,000-10,000
 - **Visits per month:** 15,000-25,000

Comprehensive Plan Impact

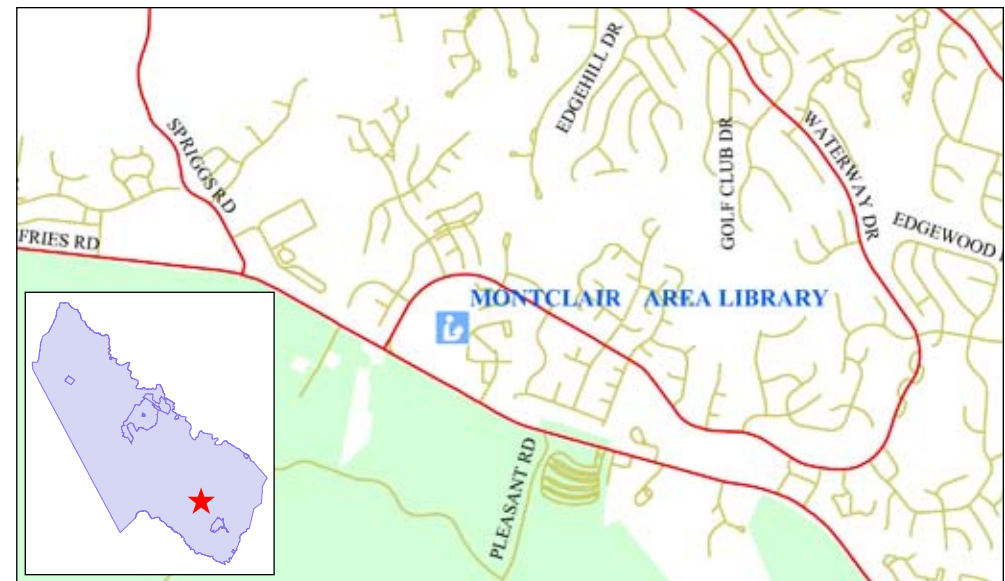

- **Library Facilities** - Fulfills the Comprehensive Plan goal to achieve and ensure adequate provision of library facilities and information resources to all citizens of Prince William County.

Funding Sources

- **Debt Financing**
- **Developer Contributions (Proffers)** - Developer contributions provide \$125,920 and land acquisition towards funding this project.

Critical Milestones

- **Preplanning** study completed in FY 06.
- **Design** will begin in FY 08.
- **Construction** is scheduled for FY 10.
- **Occupancy** is scheduled for late FY 11.



FUNDING SOURCES	Total Project Estimate	Prior Years' Actual	Current Year	CIP							Future Years	
				FY 07	FY 08	FY 09	FY 10	FY 11	FY 12	FY 07 - 12		
Proffers/General Fund	2,102,583	102,583	-	-	-	1,000,000	1,000,000	-	-	-	2,000,000	-
Delinquent Taxes	-	-	-	-	-	-	-	-	-	-	-	-
Fire Levy	-	-	-	-	-	-	-	-	-	-	-	-
Solid Waste Fees	-	-	-	-	-	-	-	-	-	-	-	-
Stormwater Management Fees	-	-	-	-	-	-	-	-	-	-	-	-
Debt	20,900,000	-	-	-	-	2,500,000	13,500,000	4,900,000	-	-	20,900,000	-
Fuel Tax	-	-	-	-	-	-	-	-	-	-	-	-
State/Federal	-	-	-	-	-	-	-	-	-	-	-	-
Proffers Identified	27,516	-	-	27,516	-	-	-	-	-	-	27,516	-
Proffers Projected	-	-	-	-	-	-	-	-	-	-	-	-
Other	-	-	-	-	-	-	-	-	-	-	-	-
TOTAL	\$23,030,099	\$102,583	\$0	\$27,516	\$0	\$3,500,000	\$14,500,000	\$4,900,000	\$0	\$22,927,516	\$0	

COST CATEGORIES												
Planning	146,000	-	90,000	-	56,000	-	-	-	-	-	56,000	-
Property Acquisition	-	-	-	-	-	-	-	-	-	-	-	-
Design	1,073,231	-	-	-	336,000	447,821	210,735	78,675	-	-	1,073,231	-
Construction/Utility Relocation	13,416,356	-	-	-	-	125,440	8,429,400	4,861,516	-	-	13,416,356	-
Project Management	243,546	-	10,000	-	56,000	65,856	52,684	59,006	-	-	233,546	-
Construction Management	434,568	-	-	-	-	31,360	245,858	157,350	-	-	434,568	-
Occupancy	4,029,528	-	-	-	-	2,030,992	1,998,536	-	-	-	4,029,528	-
Telecommunications	1,349,720	-	-	-	-	69,745	1,279,975	-	-	-	1,349,720	-
Debt Issuance Costs	209,000	-	-	-	209,000	-	-	-	-	-	209,000	-
Project Contingency	2,128,151	-	-	-	103,657	277,121	1,221,719	525,654	-	-	2,128,151	-
TOTAL	\$23,030,099	\$0	\$100,000	\$0	\$760,657	\$3,048,334	\$13,438,906	\$5,682,201	\$0	\$22,930,099	\$0	
BALANCE	\$0	\$102,583	(\$100,000)	\$27,516	(\$760,657)	\$451,666	\$1,061,094	(\$782,201)	\$0	(\$2,583)	\$0	

APPROPRIATIONS	Appropriated Project Budget	Appropriations							Future Years		
		FY 07	FY 08	FY 09	FY 10	FY 11	FY 12	FY 07 - 12			
Revenues	9,987,583										
Expenditures	9,987,583										
Unappropriated Revenues	(13,042,516)	-	-	-	7,353,258	5,682,201	-	-	-	13,035,459	-
Unappropriated Expenditures	(13,042,516)	-	-	-	7,353,258	5,682,201	-	-	-	13,035,459	-

OPERATING IMPACTS	Current Year	CIP						
		FY 07	FY 08	FY 09	FY 10	FY 11	FY 12	FY 07 - 12
Facility Operating Cost	-	-	-	-	117,950	232,814	236,745	587,509
Program Operating Cost	-	-	-	91,508	1,679,676	2,057,497	2,060,487	5,889,169
Total Operating Cost	\$0	\$0	\$0	\$91,508	\$1,797,626	\$2,290,311	\$2,297,232	\$6,476,678
Debt Service	-	-	-	-	275,000	1,752,500	2,243,500	4,271,000
Total Operating and Debt Service	\$0	\$0	\$0	\$91,508	\$2,072,626	\$4,042,811	\$4,540,732	\$10,747,678
Operating Revenue	-	-	-	-	-	-	-	-
GENERAL FUND REQUIREMENT	\$0	\$0	\$0	\$91,508	\$2,072,626	\$4,042,811	\$4,540,732	\$10,747,678



Landf II Caps

Lead Agency For This Project

Public Works

Project Description

The Landfill caps project will complete the closure construction of filled cells located at the Prince William County Sanitary Landfill at Independent Hill. Funding in FY 04 and beyond is for the design and construction of a phased capping plan for Phase I of the lined landfill cells.

Service Impact

- **Environmental Impact** - The Landfill caps will reduce rainwater infiltration, thereby protecting public health, groundwater quality and the environment.
- **Virginia Solid Waste Regulations** mandate that cells must be capped once they are complete.

Comprehensive Plan Impact

- **Environment** - Fulfills the Comprehensive Plan goal to preserve, protect and enhance the significant environmental resources and features of the County and policies and action strategies that seek to protect the quality of surface and groundwater resources.

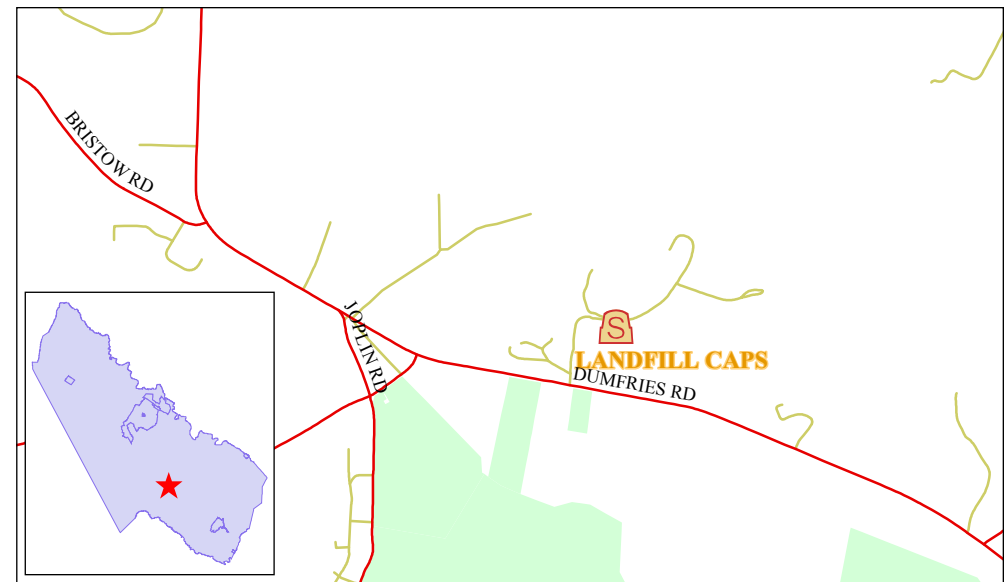
Funding Source

- **Solid Waste Fees** fund this project.

Critical Milestones

- **FY 06** - Intermediate capping and drainage work begins for Phase I, Part 2.

- **FY 07** - Intermediate capping and drainage work will be completed for Phase I, Part 2. Intermediate capping and drainage work begins for Phase I, Part 3.
- **FY 08** - Intermediate capping and drainage work will be performed for Phase I, Part 4.
- **Final capping** of Phase I is scheduled to occur beginning in FY 10 at an estimated cost of \$12,000,000.



FUNDING SOURCES	Total Project Estimate	Prior Years' Actual	Current Year	CIP							Future Years	
				FY 07	FY 08	FY 09	FY 10	FY 11	FY 12	FY 07 - 12		
Proffers/General Fund	-	-	-	-	-	-	-	-	-	-	-	-
Delinquent Taxes	-	-	-	-	-	-	-	-	-	-	-	-
Fire Levy	-	-	-	-	-	-	-	-	-	-	-	-
Solid Waste Fees	18,755,000	5,245,000	340,000	290,000	290,000	290,000	6,000,000	6,000,000	300,000	13,170,000	-	-
Stormwater Management Fees	-	-	-	-	-	-	-	-	-	-	-	-
Debt	-	-	-	-	-	-	-	-	-	-	-	-
Fuel Tax	-	-	-	-	-	-	-	-	-	-	-	-
State/Federal	-	-	-	-	-	-	-	-	-	-	-	-
Proffers Identified	-	-	-	-	-	-	-	-	-	-	-	-
Proffers Projected	-	-	-	-	-	-	-	-	-	-	-	-
Other	-	-	-	-	-	-	-	-	-	-	-	-
TOTAL	\$18,755,000	\$5,245,000	\$340,000	\$290,000	\$290,000	\$290,000	\$6,000,000	\$6,000,000	\$300,000	\$13,170,000	\$0	\$0

COST CATEGORIES											
	Total Project Estimate	Prior Years' Actual	Current Year	FY 07	FY 08	FY 09	FY 10	FY 11	FY 12	FY 07 - 12	Future Years
Planning	-	-	-	-	-	-	-	-	-	-	-
Property Acquisition	-	-	-	-	-	-	-	-	-	-	-
Design	605,000	235,000	15,000	15,000	15,000	-	300,000	-	25,000	355,000	-
Construction/Utility Relocation	17,355,000	4,820,000	300,000	250,000	250,000	290,000	5,400,000	5,800,000	245,000	12,235,000	-
Project Management	795,000	190,000	25,000	25,000	25,000	-	300,000	200,000	30,000	580,000	-
Construction Management	-	-	-	-	-	-	-	-	-	-	-
Occupancy	-	-	-	-	-	-	-	-	-	-	-
Telecommunications	-	-	-	-	-	-	-	-	-	-	-
Debt Issuance Costs	-	-	-	-	-	-	-	-	-	-	-
Project Contingency	-	-	-	-	-	-	-	-	-	-	-
TOTAL	\$18,755,000	\$5,245,000	\$340,000	\$290,000	\$290,000	\$290,000	\$6,000,000	\$6,000,000	\$300,000	\$13,170,000	\$0
BALANCE	\$0	\$0	\$0	\$0	\$0	\$0	\$0	\$0	\$0	\$0	\$0

APPROPRIATIONS	Appropriated Project Budget	Appropriations							Future Years	
		FY 07	FY 08	FY 09	FY 10	FY 11	FY 12	FY 07 - 12		
Revenues	5,585,000									
Expenditures	5,585,000									
Unappropriated Revenues	(13,170,000)	290,000	290,000	290,000	6,000,000	6,000,000	300,000	13,170,000	-	-
Unappropriated Expenditures	(13,170,000)	290,000	290,000	290,000	6,000,000	6,000,000	300,000	13,170,000	-	-

OPERATING IMPACTS	Current Year	CIP						
		FY 07	FY 08	FY 09	FY 10	FY 11	FY 12	FY 07 - 12
Facility Operating Cost	-	-	-	-	-	-	-	-
Program Operating Cost	-	-	-	-	-	-	-	-
Total Operating Cost	\$0	\$0	\$0	\$0	\$0	\$0	\$0	\$0
Debt Service	-	-	-	-	-	-	-	-
Total Operating and Debt Service	\$0	\$0	\$0	\$0	\$0	\$0	\$0	\$0
Operating Revenue	-	-	-	-	-	-	-	-
GENERAL FUND REQUIREMENT	\$0	\$0	\$0	\$0	\$0	\$0	\$0	\$0



Landf II Liners

Lead Agency For This Project

Public Works

Project Description

Installation of Landfill liners is required to complete the Landfill liner systems at the Prince William County Sanitary Landfill at Independent Hill.

Service Impact

- **Public and Environmental Health** - The Landfill liners will protect public health and the environment by reducing groundwater contamination.
- **Virginia Solid Waste Regulations** mandate that liners be installed in all new landfill cells.
- **The life of the Phase I cell** (Parts 1, 2, 3 and 4) is estimated to last until 2010 based on an average of 800 tons of waste per day.

Comprehensive Plan Impact

- **Environment** - Fulfills the Comprehensive Plan goal to preserve, protect and enhance the significant environmental resources and features of the County and policies and action strategies that seek to protect the quality of surface and groundwater resources.

Funding Source

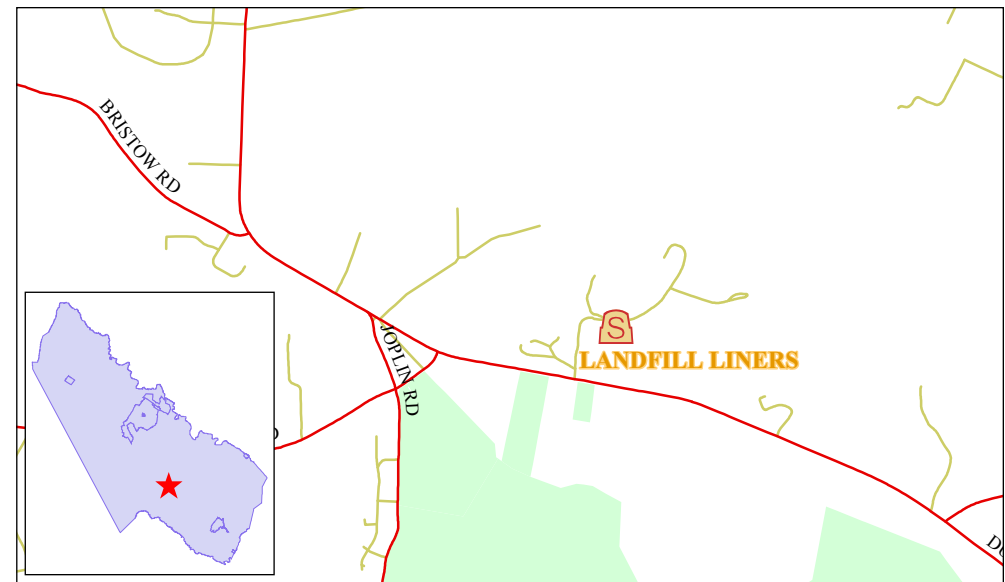
- **Solid Waste Fees** - Installation of the liners will be financed through the solid waste reserve set-aside accounts.

Critical Milestones

- **FY 05** - Liners construction was completed for

Phase I, Part 3.

- **FY 06** - Construction will be completed for Phase I, Part 4.
- **FY 09 and FY 10** - Design and construction for Phase II, Part 1 will occur.



FUNDING SOURCES	Total Project Estimate	Prior Years' Actual	Current Year	CIP							Future Years
				FY 07	FY 08	FY 09	FY 10	FY 11	FY 12	FY 07 - 12	
Proffers/General Fund	-	-	-	-	-	-	-	-	-	-	-
Delinquent Taxes	-	-	-	-	-	-	-	-	-	-	-
Fire Levy	-	-	-	-	-	-	-	-	-	-	-
Solid Waste Fees	10,715,000	5,405,000	2,310,000	-	-	180,000	2,820,000	-	-	3,000,000	-
Stormwater Management Fees	-	-	-	-	-	-	-	-	-	-	-
Debt	-	-	-	-	-	-	-	-	-	-	-
Fuel Tax	-	-	-	-	-	-	-	-	-	-	-
State/Federal	-	-	-	-	-	-	-	-	-	-	-
Proffers Identified	-	-	-	-	-	-	-	-	-	-	-
Proffers Projected	-	-	-	-	-	-	-	-	-	-	-
Other	-	-	-	-	-	-	-	-	-	-	-
TOTAL	\$10,715,000	\$5,405,000	\$2,310,000	\$0	\$0	\$180,000	\$2,820,000	\$0	\$0	\$3,000,000	\$0

COST CATEGORIES											
	Total Project Estimate	Prior Years' Actual	Current Year	FY 07	FY 08	FY 09	FY 10	FY 11	FY 12	FY 07 - 12	Future Years
Planning	-	-	-	-	-	-	-	-	-	-	-
Property Acquisition	-	-	-	-	-	-	-	-	-	-	-
Design	455,000	275,000	-	-	-	180,000	-	-	-	180,000	-
Construction/Utility Relocation	9,360,000	4,740,000	2,100,000	-	-	-	2,520,000	-	-	2,520,000	-
Project Management	900,000	390,000	210,000	-	-	-	300,000	-	-	300,000	-
Construction Management	-	-	-	-	-	-	-	-	-	-	-
Occupancy	-	-	-	-	-	-	-	-	-	-	-
Telecommunications	-	-	-	-	-	-	-	-	-	-	-
Debt Issuance Costs	-	-	-	-	-	-	-	-	-	-	-
Project Contingency	-	-	-	-	-	-	-	-	-	-	-
TOTAL	\$10,715,000	\$5,405,000	\$2,310,000	\$0	\$0	\$180,000	\$2,820,000	\$0	\$0	\$3,000,000	\$0
BALANCE	\$0	\$0	\$0	\$0	\$0	\$0	\$0	\$0	\$0	\$0	\$0

APPROPRIATIONS	Appropriated Project Budget	Appropriations							Future Years
		FY 07	FY 08	FY 09	FY 10	FY 11	FY 12	FY 07 - 12	
Revenues	7,715,000								
Expenditures	7,715,000								
Unappropriated Revenues	(3,000,000)	-	-	180,000	2,820,000	-	-	3,000,000	-
Unappropriated Expenditures	(3,000,000)	-	-	180,000	2,820,000	-	-	3,000,000	-

OPERATING IMPACTS	Current Year	CIP						
		FY 07	FY 08	FY 09	FY 10	FY 11	FY 12	FY 07 - 12
Facility Operating Cost	-	-	-	-	-	-	-	-
Program Operating Cost	-	-	-	-	-	-	-	-
Total Operating Cost	\$0	\$0	\$0	\$0	\$0	\$0	\$0	\$0
Debt Service	-	-	-	-	-	-	-	-
Total Operating and Debt Service	\$0	\$0	\$0	\$0	\$0	\$0	\$0	\$0
Operating Revenue	-	-	-	-	-	-	-	-
GENERAL FUND REQUIREMENT	\$0	\$0	\$0	\$0	\$0	\$0	\$0	\$0



Cable Equipment

Lead Agency For This Project

Office of Executive Management

Project Description

This project is made possible by a cable franchise agreements between the County and the local cable television providers: Comcast Cablevision of Virginia, Inc., Gatehouse Networks, and Verizon South. Cable equipment funding is one percent of the gross revenues generated in Prince William County by the cable operators. Use of this revenue stream is restricted to cable-related capital needs which may include new and replacement cameras, projection equipment, and facilities necessary for the carriage of educational and government cable programming.

Strategic Plan Impact

Community Development - This project supports the Community Development Strategy to “Develop partnerships with neighborhood and community organizations and businesses to increase public awareness and educational efforts regarding community maintenance, property code violations, and litter control.”

Education - This project supports the Education Strategy to “provide a quality educational environment and opportunities, in partnership with the School Board, the education community, and businesses to provide our citizens with job readiness skills and/or the academic qualifications for post-secondary education in the pursuit of life-long learning.

Service Impact

- **Channel 23** - Provides general government programs to cable subscribers. Information is broadcast in the form of bulletin board messages, original programs, public service announcements, Board of County Supervisor meetings (both live and rebroadcast), and other programming obtained from outside sources.
- **Channel 21** - Provides Prince William County Schools with the opportunity to broadcast educational and informational programming related to the County School Division.
- **College and University Programming** - Provides George Mason University and Northern Virginia Community College the ability to broadcast classes to cable television subscribers. This allows students to take classes at home.

Funding Source

- **Cable Franchise Capital Grant:** The County’s cable franchise agreements, negotiated in 2003 with Comcast, 2004 with Gatehouse and 2006 with Verizon provides capital funding to this project in the amount of \$454,480 annually through 2018.

Critical Milestones

- **FY 04** - Outfitting of the McCoart Building Board Chambers with broadcast cameras and equipment as completed. Completed the purchase of equipment for filming, editing, and bulletin board broadcast.
- **FY 06** - Remodeling of existing studio space located in the basement of Chinn Library. Purchase of equipment for studio production. Purchase of large flat screen television panels for broadcasting

Channel 23 to the McCoart Atrium.

- **FY 07** - Provide grant money to Prince William County School Division, Northern Virginia Community College and George Mason University for specific capital purchases. Upgrade County government editing equipment and complete the studio renovations.

FUNDING SOURCES	Total Project Estimate	Prior Years' Actual	Current Year	CIP							Future Years	
				FY 07	FY 08	FY 09	FY 10	FY 11	FY 12	FY 07 - 12		
Proffers/General Fund	-	-	-	-	-	-	-	-	-	-	-	-
Delinquent Taxes	-	-	-	-	-	-	-	-	-	-	-	-
Fire Levy	-	-	-	-	-	-	-	-	-	-	-	-
Solid Waste Fees	-	-	-	-	-	-	-	-	-	-	-	-
Stormwater Management Fees	-	-	-	-	-	-	-	-	-	-	-	-
Debt	-	-	-	-	-	-	-	-	-	-	-	-
Fuel Tax	-	-	-	-	-	-	-	-	-	-	-	-
State/Federal	-	-	-	-	-	-	-	-	-	-	-	-
Proffers Identified	-	-	-	-	-	-	-	-	-	-	-	-
Proffers Projected	-	-	-	-	-	-	-	-	-	-	-	-
Other	2,726,880	-	-	454,480	454,480	454,480	454,480	454,480	454,480	454,480	2,726,880	-
TOTAL	\$2,726,880	\$0	\$0	\$454,480	\$454,480	\$454,480	\$454,480	\$454,480	\$454,480	\$454,480	\$2,726,880	\$0

COST CATEGORIES												
	Total Project Estimate	Prior Years' Actual	Current Year	FY 07	FY 08	FY 09	FY 10	FY 11	FY 12	FY 07 - 12	Future Years	
Planning	-	-	-	-	-	-	-	-	-	-	-	-
Property Acquisition	-	-	-	-	-	-	-	-	-	-	-	-
Design	-	-	-	-	-	-	-	-	-	-	-	-
Cable Equipment	2,726,880	-	-	454,480	454,480	454,480	454,480	454,480	454,480	454,480	2,726,880	-
Project Management	-	-	-	-	-	-	-	-	-	-	-	-
Construction Management	-	-	-	-	-	-	-	-	-	-	-	-
Occupancy	-	-	-	-	-	-	-	-	-	-	-	-
Telecommunications	-	-	-	-	-	-	-	-	-	-	-	-
Debt Issuance Costs	-	-	-	-	-	-	-	-	-	-	-	-
Project Contingency	-	-	-	-	-	-	-	-	-	-	-	-
TOTAL	\$2,726,880	\$0	\$0	\$454,480	\$454,480	\$454,480	\$454,480	\$454,480	\$454,480	\$454,480	\$2,726,880	\$0
BALANCE	\$0	\$0	\$0	\$0	\$0	\$0	\$0	\$0	\$0	\$0	\$0	\$0

APPROPRIATIONS	Appropriated Project Budget	Appropriations							Future Years		
		FY 07	FY 08	FY 09	FY 10	FY 11	FY 12	FY 07 - 12			
Revenues	-										
Expenditures	-										
Unappropriated Revenues	(2,726,880)	454,480	454,480	454,480	454,480	454,480	454,480	454,480	454,480	2,726,880	-
Unappropriated Expenditures	(2,726,880)	454,480	454,480	454,480	454,480	454,480	454,480	454,480	454,480	2,726,880	-

OPERATING IMPACTS	Current Year	CIP						
		FY 07	FY 08	FY 09	FY 10	FY 11	FY 12	FY 07 - 12
Facility Operating Cost	-	-	-	-	-	-	-	-
Program Operating Cost	-	-	-	-	-	-	-	-
Total Operating Cost	\$0	\$0	\$0	\$0	\$0	\$0	\$0	\$0
Debt Service	-	-	-	-	-	-	-	-
Total Operating and Debt Service	\$0	\$0	\$0	\$0	\$0	\$0	\$0	\$0
Operating Revenue	-	-	-	-	-	-	-	-
GENERAL FUND REQUIREMENT	\$0	\$0	\$0	\$0	\$0	\$0	\$0	\$0



Technology Improvement Plan

Lead Agency for This Project

Office of Information Technology

Project Description

The Technology Improvement Plan (TIP) provides for on-going capital replacement, upgrades, and improvement of the County's voice and data Wide Area Network (WAN), site specific Local Area Networks (LAN), the 800 MHz Public Safety Radio system, Enterprise Security systems and Enterprise Application systems. The replacements and upgrades inclusive of the TIP span the entire spectrum of networking and telecommunications hardware, servers, and application software.

Strategic Plan Impact

Information Technology Strategic Plan - This project supports Prince William County's Information Technology Strategic Plan to "provide a dynamic IT infrastructure that can meet the County's current and future business plans." This is accomplished by maintaining and upgrading the network and appropriate enterprise applications systems to support the current and future requirements of a growing County infrastructure.

Service Impact

- **Voice Infrastructure** - Upgrades and replacements provide citizens and employees with the ability to conduct business in a convenient and efficient manner outside County business hours.
- **Data and Video Infrastructure** - Upgrades and

replacements enabling County staff to optimize their support for services to citizens. This enables citizens to take advantage of new and established electronic business services. They also provide the capacity for the County to meet citizen expectations to communicate and conduct business electronically.

- **Citizen Access** - Access to electronic services will be maintained 98% of the time.
- **Network Responsiveness** - Responsiveness surveyed as very good or excellent will be maintained 90% of the time.
- **Data and Voice Network** - Availability while implementing enhancements will be maintained 99% of the time.

Funding Source

- **General Fund**
- **E-911 Fees**
- **Cable Franchise Capital Grant** - The County's Cable Franchise Agreement, negotiated in calendar year 2003, provides capital funding of \$319,520 annually to this project.

Critical Milestones

Public Safety Systems

- Public Safety Communication Center systems and server components upgrades are planned to begin in FY 07
- Disaster Recovery for Public Safety systems at Western District Police Station to begin in FY 07
- Fiber Optic Spur components at Radio Center and McCoart are planned for replacement beginning in FY 08
- Microwave Radio subcomponents are planned for

replacement beginning in FY 08

- Police and Fire RMS servers are planned for replacement beginning in FY 08
- MDC Message server is planned for replacement beginning in FY 08
- EMS server is planned for replacement beginning in FY 09
- MDC Remote Update server is planned for replacement beginning in FY 09
- Microwave Network Monitoring System is planned for replacement beginning in FY 10
- RMS Server upgrade is planned for replacement beginning in FY 11
- Fire EMS server upgrade is planned for replacement beginning in FY 11
- EOC hardware and subcomponents are planned for replacement beginning in FY 11

Business Systems

- Real Estate Tax Assessments System is planned for replacement beginning in FY 07
- Financial and Purchasing systems are planned for replacement beginning in FY 08
- GIS Data updates are planned to begin in FY 08
- HRIS system is planned for replacement beginning in FY 09
- CSB Information System is planned for replacement beginning in FY 09
- Employee Portal is planned for replacement beginning in FY 09
- Library System is planned for replacement beginning in FY 09
- GIS Data updates are planned to begin in FY 10
- GIS Application System upgrade is planned to begin in FY 11

FUNDING SOURCES	Total Project Estimate	Prior Years' Actual	Current Year	CIP							Future Years
				FY 07	FY 08	FY 09	FY 10	FY 11	FY 12	FY 07 - 12	
General Fund	33,725,836	4,190,913	913,129	938,833	4,615,985	2,666,744	9,566,744	8,766,744	2,066,744	28,621,794	-
Cable Franchise Grant	2,236,640	-	319,520	319,520	319,520	319,520	319,520	319,520	319,520	1,917,120	-
E-911 Fees	10,409,915	-	-	-	5,898,271	1,127,911	1,127,911	1,127,911	1,127,911	10,409,915	-
-	-	-	-	-	-	-	-	-	-	-	-
-	-	-	-	-	-	-	-	-	-	-	-
-	-	-	-	-	-	-	-	-	-	-	-
-	-	-	-	-	-	-	-	-	-	-	-
-	-	-	-	-	-	-	-	-	-	-	-
TOTAL	\$46,372,391	\$4,190,913	\$1,232,649	\$1,258,353	\$10,833,776	\$4,114,175	\$11,014,175	\$10,214,175	\$3,514,175	\$40,948,829	\$0

COST CATEGORIES											
	Total Project Estimate	Prior Years' Actual	Current Year	FY 07	FY 08	FY 09	FY 10	FY 11	FY 12	FY 07 - 12	Future Years
Technology Upgrades	35,273,711	515,169	110,809	3,652,507	9,094,726	2,375,125	9,275,125	8,475,125	1,775,125	34,647,733	-
800 MHz Upgrades	7,423,680	139,380	-	1,214,050	1,214,050	1,214,050	1,214,050	1,214,050	1,214,050	7,284,300	-
Telecom Upgrades	3,675,000	-	525,000	525,000	525,000	525,000	525,000	525,000	525,000	3,150,000	-
-	-	-	-	-	-	-	-	-	-	-	-
-	-	-	-	-	-	-	-	-	-	-	-
-	-	-	-	-	-	-	-	-	-	-	-
-	-	-	-	-	-	-	-	-	-	-	-
-	-	-	-	-	-	-	-	-	-	-	-
-	-	-	-	-	-	-	-	-	-	-	-
TOTAL	\$46,372,391	\$654,549	\$635,809	\$5,391,557	\$10,833,776	\$4,114,175	\$11,014,175	\$10,214,175	\$3,514,175	\$45,082,033	\$0
BALANCE	\$0	\$3,536,364	\$596,840	(\$4,133,204)	\$0	\$0	\$0	\$0	\$0	(\$4,133,204)	\$0

APPROPRIATIONS	Appropriated Project Budget	Appropriations							Future Years	
		FY 07	FY 08	FY 09	FY 10	FY 11	FY 12	FY 07 - 12		
Revenues	5,423,562									
Expenditures	5,423,562									
Unappropriated Revenues	(40,948,829)		1,258,353	10,833,776	4,114,175	11,014,175	10,214,175	3,514,175	40,948,829	-
Unappropriated Expenditures	(40,948,829)		1,258,353	10,833,776	4,114,175	11,014,175	10,214,175	3,514,175	40,948,829	-

OPERATING IMPACTS	Current Year	CIP						
		FY 07	FY 08	FY 09	FY 10	FY 11	FY 12	FY 07 - 12
Facility Operating Cost	-	-	-	-	-	-	-	-
Program Operating Cost	-	-	-	-	-	-	-	-
Total Operating Cost	\$0	\$0	\$0	\$0	\$0	\$0	\$0	\$0
Debt Service	-	-	-	-	-	-	-	-
Total Operating and Debt Service	\$0	\$0	\$0	\$0	\$0	\$0	\$0	\$0
Operating Revenue	-	-	-	-	-	-	-	-
GENERAL FUND REQUIREMENT	\$0	\$0	\$0	\$0	\$0	\$0	\$0	\$0



