



CPMT MINUTES
November 16, 2023
Sudley North – Jean McCoy
2:00 – 3:30 PM

CPMT Members:

Courtney Tierney, Chair, DSS
Kim Keller, Vice Chair, JCSU
Lisa Fouser, Parent Representative
Lisa Madron, CS
Linda Woods, PWHD

Others Present:

Julie Arquette, DSS CSA
Georgia Bachman, CS
Shazia Chughtai, DSS CSA
Jessica McCauley, DSS CSA
Ron Pannel, PWCS
Shela White, DSS CSA

Open Meeting:

Courtney Tierney, Chair, opened the meeting at 2:00 PM.

Minutes from September 21, 2023, were presented. **MOTION** to approve as presented. [LW motion, KK seconded]. Motion carried.

Expenditures and budget review – presented by Courtney Tierney

- Budget – FY23 Final, FY24 YTD, was reviewed.
- Expenditures – **MOTION** to approve case action expenditure approvals FY24 from 9/18/23 - 11/10/23 and additional FY24 private day expenditures 8/1/23 – 10/4/23. [KK motion, LM seconded]. Motion carried.

FAPT Member Approval – **MOTION** to approve new FAPT members, Jessica Okugic, CS and Kerry Rojas, PWCS. [KK motion, LW seconded]. Motion carried.

Mental Health Initiative Status Update – Lisa Madron updated on Mental Health Initiative for the 1st quarter (July-Sept. 2023). MHI/CASI funded a total of \$59,558.67 (19,583 monthly) worth of services provided to youth. There is an annual allotment of \$171,514.

Quarterly Utilization Review

- **RTC Status** – presented by She'la White. Residential report is attached.
- **SPED Private Day School Status** – presented by Julie Arquette. Private Day report is attached.

CSA Division Report – presented by Jessica McCauley

- CQI Dashboards Report – FY23 Final Data and FY24 Quarter 1 data presented. Reports are attached.
- “Tell Me Something Good” – All four-core public child-serving agencies had representation at the State CSA Conference in October. There was representation from FAPT, CPMT, and the CSA office.

CLOSURE

Courtney Tierney closed the meeting at 2:35. Next meeting is on January 18, 2023.

APPROVED: Shayla Chugatai
Clerk to Board

CSA PROGRAM SUMMARY

(as of June 30, 2023)

| | | FY23 Budget | YTD Actuals | Balance | Proj. FY23 Revenue | Variance to Budget |
|------------------------------------|--------------------------------------|----------------------|----------------------|---------------------|-------------------------|-----------------------|
| State (includes Medicaid Holdback) | | \$ 17,511,517 | \$ 14,013,303 | \$ 3,498,214 | \$ 14,013,303 | \$ 3,498,214 |
| PWC - Public Schools | | \$ 311,501 | \$ 311,501 | \$ - | \$ 311,501 | \$ - |
| Revenue Total | | \$ 17,823,018 | \$ 14,324,804 | \$ 3,498,214 | \$ 14,324,804 | \$ 3,498,214 |
| CSA Program | CSA Category | FY23 Budget | YTD Actuals | Balance | Proj. FY23 Expenditures | |
| Admin | Admin | \$ 454,471 | \$ 688,619 | \$ (234,148) | \$ 688,619 | \$ (234,148) |
| | Harmony Replacement Project | \$ 874,606 | \$ 842,397 | \$ 32,209 | \$ 842,397 | \$ 32,209 |
| Admin Total | | \$ 1,329,077 | \$ 1,531,016 | \$ (201,939) | \$ 1,531,016 | \$ (201,939) |
| COMMUNITY BASED | 2F - FC Prevention Non-Residential | \$ 1,263,171 | \$ 1,211,212 | \$ 51,959 | \$ 1,211,212 | \$ 51,959 |
| | 2F1 - FC Prevention Non-Residential | \$ 122,755 | \$ 103,273 | \$ 19,482 | \$ 103,273 | \$ 19,482 |
| | 2G - Special Education - Private Day | \$ 15,745,943 | \$ 15,740,015 | \$ 5,929 | \$ 15,740,015 | \$ 5,929 |
| | 2h - Wraparound Services - SPED | \$ 110,520 | \$ 661 | \$ 109,860 | \$ 661 | \$ 109,860 |
| | 3 - Non-Mandated CB Service | \$ 779,745 | \$ 683,913 | \$ 95,832 | \$ 683,913 | \$ 95,832 |
| COMMUNITY BASED Total | | \$ 18,022,135 | \$ 17,739,073 | \$ 283,061 | \$ 17,739,073 | \$ 283,061 |
| FOSTER CARE | 2a - Therapeutic FC IV-E | \$ 84,144 | \$ 93,823 | \$ (9,679) | \$ 93,823 | \$ (9,679) |
| | 2a1 - Therapeutic FC | \$ 514,406 | \$ 296,085 | \$ 218,321 | \$ 296,085 | \$ 218,321 |
| | 2a2 - Therapeutic FC (NCFC & PA) | \$ - | \$ - | \$ - | \$ - | \$ - |
| | 2c - FC IV-E | \$ 164,426 | \$ 188,120 | \$ (23,694) | \$ 188,120 | \$ (23,694) |
| | 2e - Family FC | \$ 628,428 | \$ 517,733 | \$ 110,695 | \$ 517,733 | \$ 110,695 |
| FOSTER CARE Total | | \$ 1,391,404 | \$ 1,095,761 | \$ 295,643 | \$ 1,095,761 | \$ 295,643 |
| RESIDENTIAL | 1a - FC & TFC IV-E | \$ 71,263 | \$ 65,164 | \$ 6,099 | \$ 65,164 | \$ 6,099 |
| | 1b - FC & TFC Non-IV-E | \$ 984,591 | \$ 738,358 | \$ 246,233 | \$ 738,358 | \$ 246,233 |
| | 1c - FC Prevention Residential | \$ 811,695 | \$ 648,178 | \$ 163,516 | \$ 648,178 | \$ 163,516 |
| | 1d - Non-Mandated Res Service | \$ - | \$ - | \$ - | \$ - | \$ - |
| | 1e - Special Education | \$ 1,247,347 | \$ 1,027,309 | \$ 220,038 | \$ 1,027,309 | \$ 220,038 |
| | 2i - Crisis Stabilization | \$ - | \$ - | \$ - | \$ - | \$ - |
| RESIDENTIAL Total | | \$ 3,114,896 | \$ 2,479,010 | \$ 635,886 | \$ 2,479,010 | \$ 635,886 |
| Expenditure Total | | \$ 23,857,512 | \$ 22,844,860 | \$ 1,012,652 | \$ 22,844,860 | \$ 1,012,652 |
| General Fund Tax Support | | \$ 6,034,494 | | | \$ 8,520,056 | \$ (2,485,562) |

CSA PROGRAM SUMMARY

(as of October 31, 2023)

| | | FY24 Budget | YTD Actuals | Balance | Proj. FY24 Revenue | Variance to Budget |
|------------------------------------|--------------------------------------|----------------------|---------------------|----------------------|-------------------------|-----------------------|
| State (includes Medicaid Holdback) | | \$ 13,271,517 | \$ 3,891,077 | \$ 9,580,440 | \$ 15,216,586 | \$ (1,945,069) |
| Federal Reimbursement - CSA Admin | | \$ 340,000 | \$ 98,124 | \$ 241,876 | \$ 340,000 | \$ - |
| PWC - Public Schools | | \$ 311,501 | \$ 311,501 | \$ - | \$ 311,501 | \$ - |
| Revenue Total | | \$ 13,923,018 | \$ 4,100,702 | \$ 9,822,316 | \$ 15,868,087 | \$ (1,945,069) |
| CSA Program | CSA Category | FY24 Budget | YTD Actuals | Balance | Proj. FY24 Expenditures | |
| Admin | Admin | \$ 839,423 | \$ 290,934 | \$ 548,489 | \$ 839,423 | \$ - |
| | Harmony Replacement Project | \$ 475,394 | \$ - | \$ 475,394 | \$ 475,394 | \$ - |
| Admin Total | | \$ 1,314,817 | \$ 290,934 | \$ 1,023,883 | \$ 1,314,817 | \$ - |
| COMMUNITY BASED | 2F - FC Prevention Non-Residential | \$ 1,085,130 | \$ 363,555 | \$ 721,575 | \$ 1,250,000 | \$ (164,870) |
| | 2F1 - FC Prevention Non-Residential | \$ 107,668 | \$ 36,231 | \$ 71,436 | \$ 107,668 | \$ - |
| | 2G - Special Education - Private Day | \$ 14,654,849 | \$ 3,209,133 | \$ 11,445,716 | \$ 18,000,000 | \$ (3,345,151) |
| | 2h - Wraparound Services - SPED | \$ - | \$ - | \$ - | \$ - | \$ - |
| | 3 - Non-Mandated CB Service | \$ 670,811 | \$ 174,438 | \$ 496,373 | \$ 670,611 | \$ - |
| COMMUNITY BASED Total | | \$ 16,518,257 | \$ 3,783,358 | \$ 12,734,900 | \$ 20,028,279 | \$ (3,510,021) |
| FOSTER CARE | 2a - Therapeutic FC IV-E | \$ 95,303 | \$ 34,689 | \$ 60,614 | \$ 95,303 | \$ - |
| | 2a1 - Therapeutic FC | \$ 285,410 | \$ 63,535 | \$ 221,875 | \$ 285,410 | \$ - |
| | 2a2 - Therapeutic FC (NCFC & PA) | \$ - | \$ - | \$ - | \$ - | \$ - |
| | 2c - FC IV-E | \$ 199,356 | \$ 22,365 | \$ 176,991 | \$ 199,356 | \$ - |
| | 2e - Family FC | \$ 482,799 | \$ 167,987 | \$ 314,812 | \$ 482,799 | \$ - |
| FOSTER CARE Total | | \$ 1,062,868 | \$ 288,576 | \$ 774,292 | \$ 1,062,868 | \$ - |
| RESIDENTIAL | 1a - FC & TFC IV-E | \$ 64,287 | \$ 17,701 | \$ 46,586 | \$ 64,287 | \$ - |
| | 1b - FC & TFC Non-IV-E | \$ 662,261 | \$ 219,438 | \$ 442,824 | \$ 750,000 | \$ (87,739) |
| | 1c - FC Prevention Residential | \$ 525,496 | \$ 157,619 | \$ 367,876 | \$ 650,000 | \$ (124,504) |
| | 1d - Non-Mandated Res Service | \$ - | \$ - | \$ - | \$ - | \$ - |
| | 1e - Special Education | \$ 879,490 | \$ 360,778 | \$ 518,712 | \$ 1,100,000 | \$ (220,510) |
| | 2i - Crisis Stabilization | \$ - | \$ - | \$ - | \$ - | \$ - |
| RESIDENTIAL Total | | \$ 2,131,534 | \$ 755,536 | \$ 1,375,998 | \$ 2,564,287 | \$ (432,753) |
| Expenditure Total | | \$ 21,027,475 | \$ 5,118,403 | \$ 15,909,072 | \$ 24,970,250 | \$ (3,942,775) |
| General Fund Tax Support | | \$ 7,104,457 | | | \$ 9,102,163 | \$ (1,997,706) |

CPMT Approval Table

Agency: CS

| FAPT Date | Case Manager | Client's Initials | Type Svcs* | Eligibility | Ser. Dates (start - end) | CM Request | FAPT Recommended | CPMT Approved | Comments |
|------------|--------------|-------------------|------------|-------------|--------------------------|---------------------|---------------------|---------------------|------------------|
| 9/19/2023 | Black | SS | RTC | M | 10/01/23-11/03/23 | \$26,458.94 | \$26,458.94 | \$26,458.94 | |
| 9/20/2023 | Lockett | JCH | CB | FCP | 10/02/23-03/31/24 | \$1,810.00 | \$1,810.00 | \$1,810.00 | |
| 9/22/2023 | Sumner | JA | RTC | M | 10/01/23-11/31/23 | \$62,680.73 | \$62,680.73 | \$62,680.73 | |
| 9/23/2023 | Sumner | AG | CB | FCP | 09/25/23-03/31/24 | \$5,265.00 | \$5,265.00 | \$5,265.00 | |
| 9/26/2023 | Walker | LL | CB | FCP | 10/01/23-11/19/23 | \$4,200.00 | \$4,200.00 | \$4,200.00 | |
| 9/26/2023 | Alston | JCH | CB | FCP | 10/01/23-10/31/23 | \$3,375.00 | \$3,375.00 | \$3,375.00 | |
| 9/27/2023 | Lockett | AD | CB | FCP | 10/01/23-03/31/24 | \$4,510.00 | \$4,510.00 | \$4,510.00 | |
| 9/27/2023 | Witherspoon | CK | RTC | M | 10/01/23-12/31/23 | \$62,680.73 | \$62,680.73 | \$62,680.73 | |
| 10/4/2023 | Nguyen | HY | CB | N | 09/01/23-02/29/24 | \$660.00 | \$660.00 | \$660.00 | Revision Request |
| 10/4/2023 | Walker | DE | CB | FCP | 11/01/23-04/30/24 | \$8,400.00 | \$8,400.00 | \$8,400.00 | |
| 10/4/2023 | Martinez | JP | CB | FCP | 10/06/23-03/31/24 | \$2,086.00 | \$2,086.00 | \$2,086.00 | |
| 10/4/2023 | Black | MH | CB | FCP | 10/06/23-03/31/24 | \$15,336.00 | \$15,336.00 | \$15,336.00 | |
| 10/10/2023 | Alston | EB | RTC | M | 11/01/23-01/31/24 | \$57,304.04 | \$57,304.04 | \$57,304.04 | |
| 10/10/2023 | Alston | JCH | CB | FCP | 11/01/23-04/30/24 | \$21,060.00 | \$21,060.00 | \$21,060.00 | |
| 10/11/2023 | Nguyen | BG | RTC | M | 11/01/23-01/31/24 | \$52,424.67 | \$52,424.67 | \$52,424.67 | |
| 10/13/2023 | Mitchell | ZS | CB | FCP | 11/01/23-12/31/23 | \$1,575.00 | \$1,575.00 | \$1,575.00 | |
| 10/13/2023 | Nguyen | MC | CB | NM | 09/01/23-02/29/24 | \$3,900.00 | \$3,900.00 | \$3,900.00 | Revision Request |
| 10/19/2023 | Martinez | AK | RTC | M | 10/23/23-01/31/24 | \$58,229.89 | \$58,229.89 | \$58,229.89 | Admin Request |
| 10/24/2023 | Alston | BG | RTC | M | 11/01/23-01/31/24 | \$69,417.72 | \$69,417.72 | \$69,417.72 | |
| 10/24/2023 | Nguyen | FR | CB | NM | 11/01/23-04/30/24 | \$6,000.00 | \$6,000.00 | \$6,000.00 | |
| 10/24/2023 | Sumner | KA | CB | FCP | 11/01/23-04/30/24 | \$17,280.00 | \$17,280.00 | \$17,280.00 | |
| 10/25/2023 | Alston | CH | CB | FCP | 11/01/23-04/30/24 | \$10,761.60 | \$10,761.60 | \$10,761.60 | |
| 10/27/2023 | Martinez | TB | CB | FCP | 11/01/23-04/30/24 | \$22,320.00 | \$22,320.00 | \$22,320.00 | |
| 11/1/2023 | Alston | IA | CB | FCP | 11/03/23-04/30/24 | \$2,620.00 | \$2,620.00 | \$2,620.00 | |
| 11/1/2023 | Martinez | JG | CB | FCP | 11/03/23-04/30/24 | \$13,065.00 | \$13,065.00 | \$13,065.00 | |
| 11/1/2023 | Otchere | ZD | CB | NM | 11/03/23-04/30/24 | \$7,748.00 | \$7,748.00 | \$7,748.00 | |
| 11/7/2023 | Sumner | LV | RTC | M | 11/09/23-01/31/24 | \$51,801.79 | \$51,801.79 | \$51,801.79 | |
| 11/8/2023 | Black | JP | RTC | M | 12/01/23-02/29/24 | \$17,028.00 | \$17,028.00 | \$17,028.00 | |
| 11/8/2023 | Black | SG | CB | FCP | 12/01/23-05/31/24 | \$13,340.00 | \$13,340.00 | \$13,340.00 | |
| 11/8/2023 | Lockett | BP | CB | FCP | 11/10/23-01/31/24 | \$4,725.00 | \$4,725.00 | \$4,725.00 | |
| 11/8/2023 | Alston | RG | CB | FCP | 11/08/23-01/31/24 | \$35,260.00 | \$35,260.00 | \$35,260.00 | |
| | | | | | Total CS | \$663,323.11 | \$663,323.11 | \$663,323.11 | |

Agency: CSU

| FAPT Date | Case Manager | Client's Initials | Type Svcs* | Eligibility | Ser. Dates (start - end) | CM Request | FAPT Recommended | CPMT Approved | Comments |
|------------|--------------|-------------------|------------|-------------|--------------------------|---------------------|---------------------|---------------------|---------------|
| 9/20/2023 | Rodriguez | AAF | CB | FCP | 10/01/23-03/31/24 | \$9,180.00 | \$9,180.00 | \$9,180.00 | |
| 10/10/2023 | Smith | IH | CB | FCP | 10/11/23-11/09/23 | \$1,500.00 | \$1,500.00 | \$1,500.00 | |
| 10/13/2023 | Rodriguez | LLA | CB | FCP | 10/24/23-03/31/24 | \$14,030.00 | \$14,030.00 | \$14,030.00 | Admin Request |
| 10/13/2023 | Candelaria | KO | CB | FCP | 10/17/23-04/30/24 | \$8,840.00 | \$8,840.00 | \$8,840.00 | |
| 10/19/2023 | Porter | TW | RTC | M | 10/19/23-01/31/24 | \$69,059.46 | \$69,059.46 | \$69,059.46 | Admin Request |
| 10/20/2023 | Ruiz | DMM | CB | FCP | 10/23/23-04/30/24 | \$4,900.00 | \$4,900.00 | \$4,900.00 | |
| 10/20/2023 | Sizer | KJ | RTC | M | 10/24/23-01/31/24 | \$70,813.72 | \$70,813.72 | \$70,813.72 | |
| 10/24/2023 | Smith | IB | CB | FCP | 10/26/23-04/30/24 | \$3,975.00 | \$3,975.00 | \$3,975.00 | |
| 10/26/2023 | Sizer | ZM | CB | FCP | 10/30/23-01/24/24 | \$2,025.00 | \$2,025.00 | \$2,025.00 | Admin Request |
| 10/31/2023 | Candelaria | PC | RTC | M | 11/07/23-01/31/24 | \$62,214.30 | \$62,214.30 | \$62,214.30 | |
| | | | | | Total CSU | \$246,537.48 | \$246,537.48 | \$246,537.48 | |

Agency: DSS

| FAPT Date | Case Manager | Client's Initials | Type Svcs* | Eligibility | Ser. Dates (start - end) | CM Request | FAPT Recommended | CPMT Approved | Comments |
|------------|--------------|-------------------|------------|-------------|--------------------------|---------------------|---------------------|---------------------|---------------|
| 9/19/2023 | Govan | SAR | CB | M | 10/01/23-03/31/24 | \$15,110.00 | \$15,110.00 | \$15,110.00 | |
| 9/19/2023 | Govan | MAR | CB | M | 10/01/23-03/31/24 | \$3,510.00 | \$3,510.00 | \$3,510.00 | |
| 9/19/2023 | Williams | BL | RTC | M | 10/01/23-12/31/23 | \$61,740.11 | \$61,740.11 | \$61,740.11 | |
| 9/19/2023 | Holmes | JF | TFC | M | 09/19/23-03/31/24 | \$17,475.86 | \$17,475.86 | \$17,475.86 | |
| 9/20/2023 | Harris | KMM | RTC | M | 09/20/23-12/31/23 | \$21,607.34 | \$21,607.34 | \$21,607.34 | Admin Request |
| 9/20/2023 | Wooten | CB | CB | FCP | 09/21/23-03/31/24 | \$6,600.00 | \$6,600.00 | \$6,600.00 | |
| 9/26/2023 | Pena | AK | CB | FCP | 09/28/23-03/31/24 | \$7,820.00 | \$7,820.00 | \$7,820.00 | |
| 9/26/2023 | Thompson | DB | RTC | M | 09/26/23-12/31/23 | \$56,440.20 | \$56,440.20 | \$56,440.20 | |
| 9/27/2023 | Wooten | MC | IL | M | 10/01/23-03/31/24 | \$30,797.07 | \$30,797.07 | \$30,797.07 | |
| 10/3/2023 | Annand | AL | CB | M | 11/01/23-04/30/24 | \$12,150.00 | \$12,150.00 | \$12,150.00 | |
| 10/3/2023 | Annand | KL | CB | M | 11/01/23-04/30/24 | \$9,261.00 | \$9,261.00 | \$9,261.00 | |
| 10/10/2023 | Annand | TMG | CB | M | 10/16/23-04/30/24 | \$10,088.00 | \$10,088.00 | \$10,088.00 | |
| 10/11/2023 | Miller | JS | RTC | M | 11/01/23-01/31/24 | \$66,567.40 | \$66,567.40 | \$66,567.40 | |
| 10/13/2023 | Hawks | JR | TFC | M | 11/01/23-04/30/24 | \$36,581.30 | \$36,581.30 | \$36,581.30 | |
| 10/13/2023 | Wooten | JC | RTC | M | 10/16/23-11/30/23 | \$27,006.40 | \$27,006.40 | \$27,006.40 | |
| 10/17/2023 | Wooten | NB | RTC | M | 10/17/23-01/31/24 | \$47,745.54 | \$47,745.54 | \$47,745.54 | |
| 10/20/2023 | McMullen | CP | RTC | M | 11/01/23-01/31/24 | \$33,120.00 | \$33,120.00 | \$33,120.00 | |
| 10/20/2023 | McMullen | EG | RTC | M | 11/01/23-01/31/24 | \$33,120.00 | \$33,120.00 | \$33,120.00 | |
| 10/20/2023 | Thompson | DB | CB | M | 10/23/23-1/31/24 | \$1,200.00 | \$1,200.00 | \$1,200.00 | |
| 10/24/2023 | Combs | BH | IL | M | 11/01/23-04/30/24 | \$51,003.00 | \$51,003.00 | \$51,003.00 | |
| 10/24/2023 | Miller | CE | CB | M | 10/26/23-04/30/24 | \$9,492.00 | \$9,492.00 | \$9,492.00 | |
| 10/25/2023 | Grant | DHR | CB | FCP | 11/01/23-04/30/24 | \$10,800.00 | \$10,800.00 | \$10,800.00 | |
| 10/31/2023 | Holmes | DRM | RTC | M | 11/01/23-01/31/24 | \$38,789.00 | \$38,789.00 | \$38,789.00 | |
| 10/31/2023 | Pena | KPV | CB | FCP | 11/01/23-01/31/24 | \$3,240.00 | \$3,240.00 | \$3,240.00 | |
| 11/7/2023 | Wafford | SM | TFC | M | 11/03/23-04/30/24 | \$20,457.08 | \$20,457.08 | \$20,457.08 | |
| 11/7/2023 | Thompson | EPC | CB | M | 11/09/23-04/30/24 | \$1,300.00 | \$1,300.00 | \$1,300.00 | |
| 11/7/2023 | Thompson | APC | CB | M | 11/09/23-4/30/24 | \$1,300.00 | \$1,300.00 | \$1,300.00 | |
| 11/8/2023 | Wittenberg | AD | CB | FCP | 11/08/23-04/30/24 | \$5,160.00 | \$5,160.00 | \$5,160.00 | |
| | | | | | Total DSS | \$639,481.30 | \$639,481.30 | \$639,481.30 | |


CPMT Approval Table

Agency: PWCS

| FAPT Date | Case Manager | Client's Initials | Type Svcs* | Eligibility | Ser. Dates (start - end) | CM Request | FAPT Recommended | CPMT Approved | Comments |
|-------------------|--------------|-------------------|------------|-------------|--------------------------|---------------------|---------------------|---------------------|------------------|
| 9/20/2023 | Orr | IR | CB | NM | 10/01/23-03/31/24 | \$11,700.00 | \$11,700.00 | \$11,700.00 | |
| 9/20/2023 | Orr | AC | CB | FCP | 10/01/23-03/31/24 | \$7,748.00 | \$7,748.00 | \$7,748.00 | |
| 9/22/2023 | Danner | MK | CB | FCP | 10/01/23-03/31/24 | \$11,025.00 | \$11,025.00 | \$11,025.00 | |
| 9/22/2023 | Danner | MP | CB | NM | 10/01/23-03/31/24 | \$11,977.20 | \$11,977.20 | \$11,977.20 | |
| 9/22/2023 | Naples | TW | CB | FCP | 10/01/23-10/31/23 | \$1,875.00 | \$1,875.00 | \$1,875.00 | |
| 9/26/2023 | Naples | NS | CB | FCP | 09/28/23-03/31/24 | \$20,618.00 | \$20,618.00 | \$20,618.00 | |
| 9/26/2023 | Abramson | LM | CB | FCP | 10/01/23-03/31/24 | \$23,556.00 | \$23,556.00 | \$23,556.00 | |
| 9/27/2023 | Orr | ACO | CB | FCP | 09/29/23-03/31/24 | \$13,300.00 | \$13,300.00 | \$13,300.00 | |
| 9/27/2023 | Orr | LCO | CB | FCP | 09/29/23-03/31/24 | \$7,970.00 | \$7,970.00 | \$7,970.00 | |
| 9/27/2023 | Orr | JAV | CB | FCP | 10/01/23-03/31/24 | \$25,876.20 | \$25,876.20 | \$25,876.20 | |
| 10/3/2023 | Danner | KC | CB | FCP | 10/05/23-03/31/24 | \$7,748.00 | \$7,748.00 | \$7,748.00 | |
| 10/3/2023 | Raymo | HCA | CB | NM | 11/01/23-04/30/24 | \$9,180.00 | \$9,180.00 | \$9,180.00 | |
| 10/4/2023 | Orr | JAV | CB | FCP | 10/02/23-03/31/24 | \$1,823.80 | \$1,823.80 | \$1,823.80 | Revision Request |
| 10/4/2023 | Raymo | LF | CB | NM | 11/01/23-04/30/24 | \$6,915.00 | \$6,915.00 | \$6,915.00 | |
| 10/10/2023 | Naples | LM | CB | NM | 11/01/23-04/30/24 | \$25,792.00 | \$25,792.00 | \$25,792.00 | |
| 10/11/2023 | Danner | JG | CB | FCP | 11/01/23-04/30/24 | \$15,022.80 | \$15,022.80 | \$15,022.80 | |
| 10/13/2023 | Orr | MD | CB | FCP | 11/01/23-04/30/24 | \$2,784.60 | \$2,784.60 | \$2,784.60 | |
| 10/13/2023 | Orr | ARP | CB | NM | 11/01/23-04/30/24 | \$23,790.00 | \$23,790.00 | \$23,790.00 | |
| 10/13/2023 | Raymo | MC | CB | NM | 09/01/23-02/29/24 | \$3,900.00 | \$3,900.00 | \$3,900.00 | Revision Request |
| 10/20/2023 | Danner | JG | CB | FCP | 11/01/23-04/30/23 | \$5,775.00 | \$5,775.00 | \$5,775.00 | Revision Request |
| 10/25/2023 | Raymo | ET | CB | NM | 10/27/23-04/30/24 | \$7,902.72 | \$7,902.72 | \$7,902.72 | |
| 10/27/2023 | Danner | US | CB | NM | 11/16/23-05/30/24 | \$21,600.00 | \$21,600.00 | \$21,600.00 | |
| 10/27/2023 | Raymo | AB | CB | FCP | 11/01/23-04/30/24 | \$12,000.00 | \$12,000.00 | \$12,000.00 | |
| 10/27/2023 | Danner | AGR | CB | FCP | 11/01/23-04/30/24 | \$15,860.00 | \$15,860.00 | \$15,860.00 | |
| 10/27/2023 | Danner | MGR | CB | FCP | 11/01/23-04/30/24 | \$7,020.00 | \$7,020.00 | \$7,020.00 | |
| 10/31/2023 | Raymo | MC | CB | FCP | 11/02/23-04/30/24 | \$14,625.60 | \$14,625.60 | \$14,625.60 | |
| 11/1/2023 | Danner | MB | CB | NM | 12/01/23-05/30/24 | \$7,748.00 | \$7,748.00 | \$7,748.00 | |
| 11/3/2023 | Naples | TW | CB | FCP | 11/03/23-04/30/24 | \$9,750.00 | \$9,750.00 | \$9,750.00 | |
| 11/7/2023 | Danner | SBM | CB | FCP | 12/01/23-05/30/24 | \$14,905.00 | \$14,905.00 | \$14,905.00 | |
| 11/7/2023 | Naples | AM | CB | FCP | 12/01/23-05/31/24 | \$4,386.00 | \$4,386.00 | \$4,386.00 | |
| 11/8/2023 | Raymo | MC | CB | FCP | 11/13/23-04/30/24 | \$17,400.00 | \$17,400.00 | \$17,400.00 | |
| Total PWCS | | | | | | \$371,573.92 | \$371,573.92 | \$371,573.92 | |

Grand Total \$1,920,915.81 \$1,920,915.81 \$1,920,915.81

CPMT Chair - Courtney Tierney

Signature: 

Date: 11.16.23

New Horizons Mental Health Initiative (MHI)

FY24 Data Review by Quarter

As of 7/19/2023

1st Quarter - MHI/CASI Billing: July 2023 through September 2023

| Row Labels | July | August | September | Grand Total |
|--------------------|---------------------------|---------------------------|---------------------------|---------------------------|
| NH FAPT CM | <u>\$12,103.92</u> | <u>\$11,701.99</u> | <u>\$11,999.30</u> | <u>\$35,805.21</u> |
| NH MH CM | <u>\$1,591.53</u> | <u>\$997.31</u> | <u>\$1,574.62</u> | <u>\$4,163.46</u> |
| MED OP | <u>\$785.00</u> | <u>\$1,585.00</u> | <u>\$1,640.00</u> | <u>\$4,010.00</u> |
| NH MH OP | <u>\$3,010.00</u> | <u>\$1,890.00</u> | <u>\$1,540.00</u> | <u>\$6,440.00</u> |
| NH PROB | <u>\$2,730.00</u> | <u>\$2,765.00</u> | <u>\$3,645.00</u> | <u>\$9,140.00</u> |
| Grand Total | <u>\$20,220.85</u> | <u>\$18,939.30</u> | <u>\$20,233.88</u> | <u>\$59,558.67</u> |

\$171,514 Annual MHI/CASI Funding Allotted

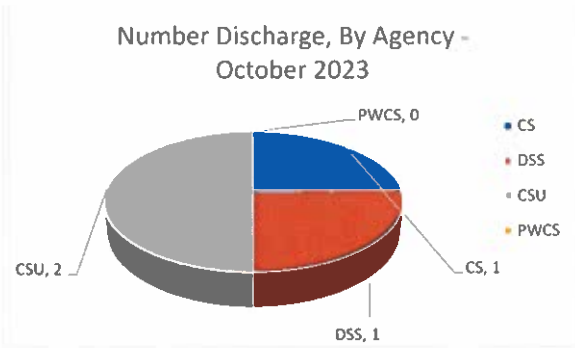
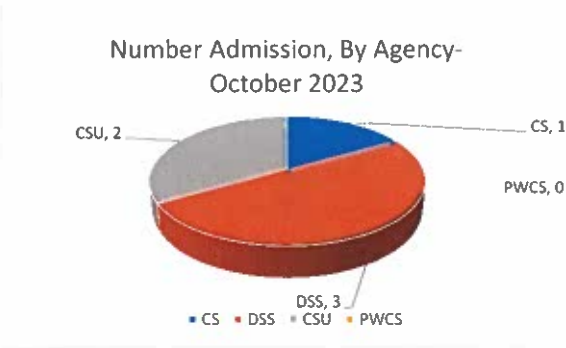
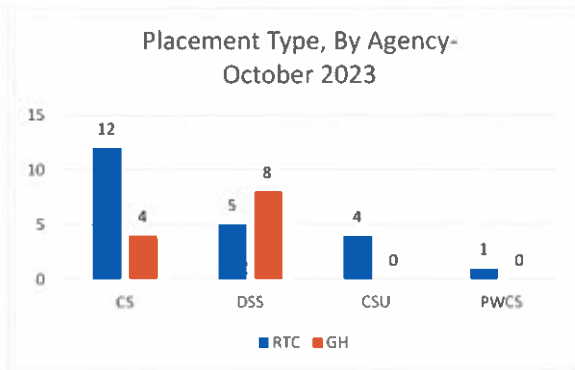
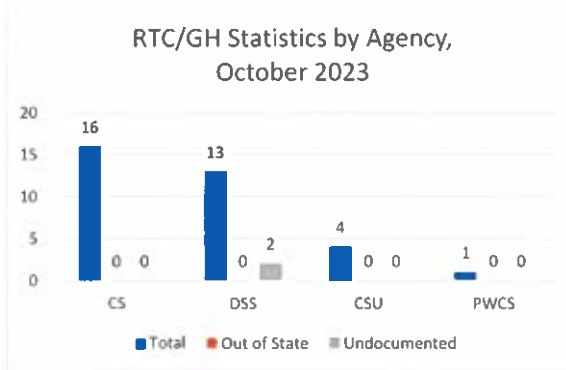
\$14,293 Average Monthly MHI/CASI Funding to utilize all funds by end of year

\$19,853 Actual MHI/CASI Monthly Average used

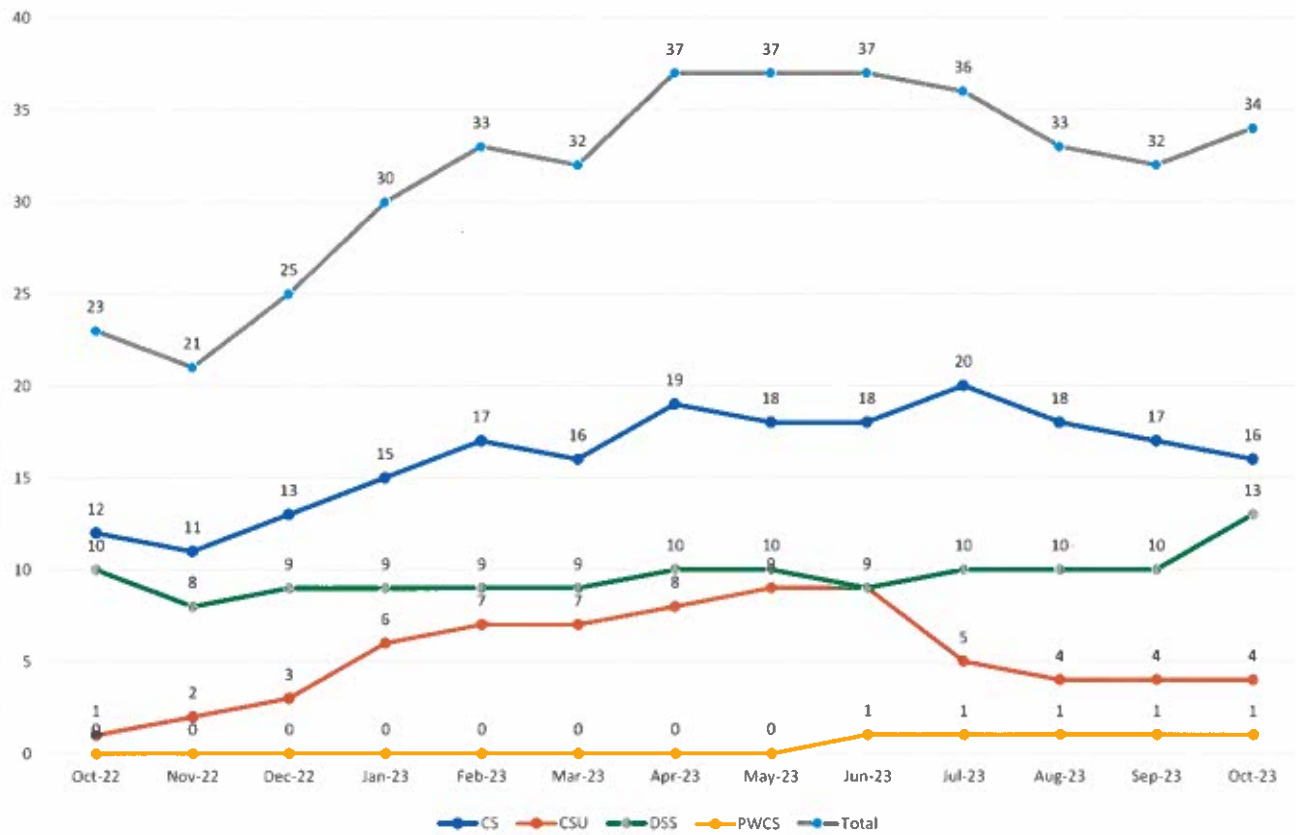
\$5,560 Average MHI/CASI Monthly Over for this quarter

| # of Clients seen by Locality | July | August | September |
|-------------------------------|------|--------|-----------|
| PWC | 67 | 71 | 63 |
| Manassas City | 4 | 4 | 4 |
| Manassas Park City | 1 | 1 | 1 |
| Out of Area | 3 | 3 | 2 |

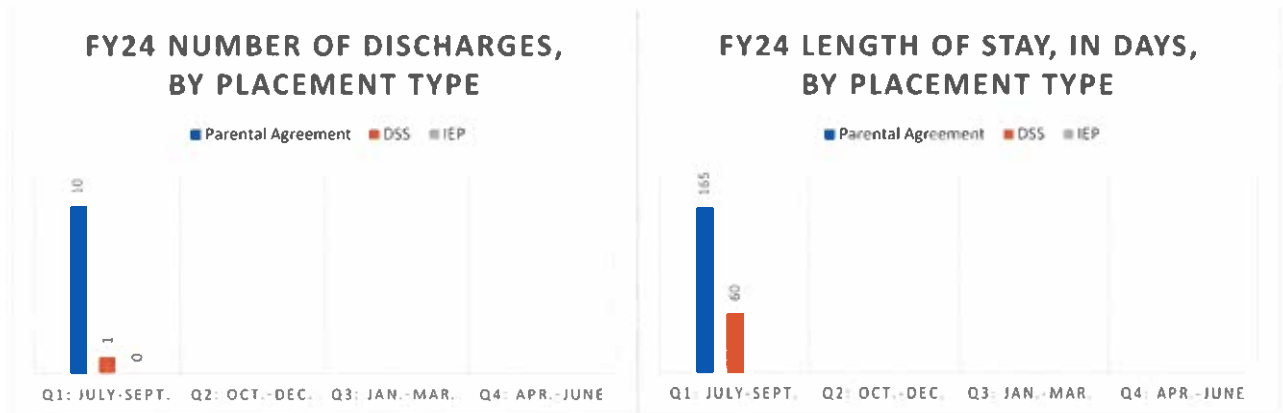
Residential Treatment Center Status
RTC/GH Total: 34 (10/31/23)



Monthly Residential Count
October 2023



FY24 Quarterly RTC Report: July 2023-Sept. 2023

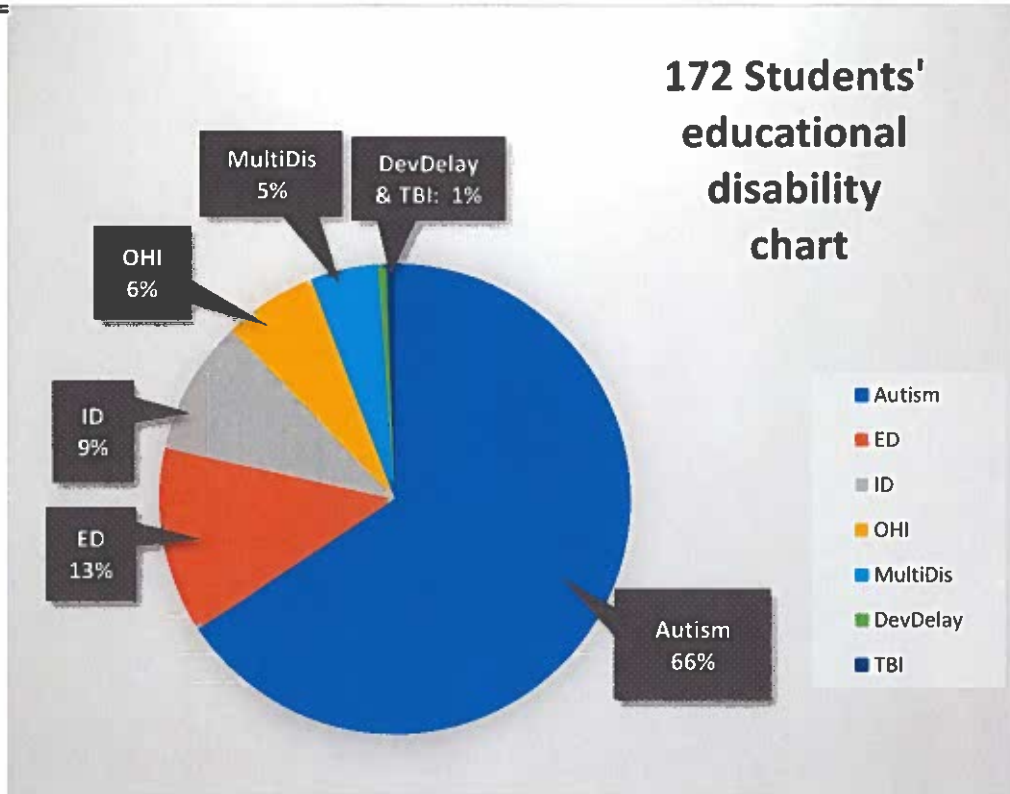


JULY TO SEPT 2023 DATA OF PRIVATE DAY SCHOOL STUDENTS

11/16/2023

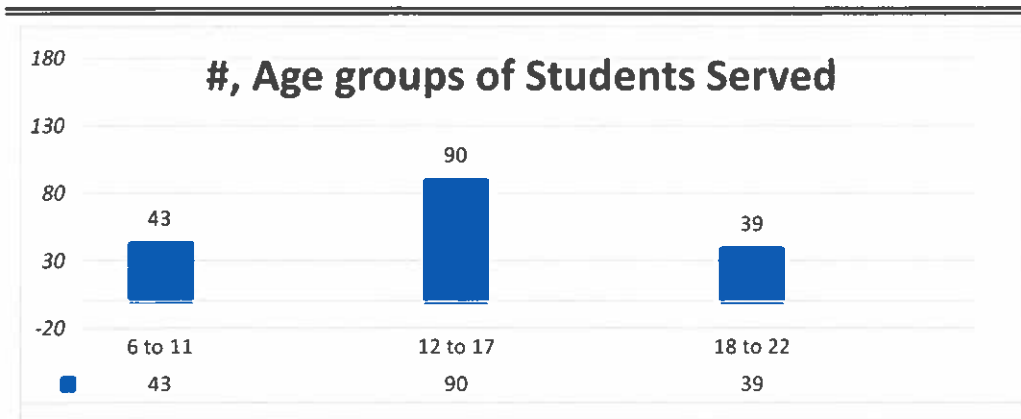
FY24

Q1



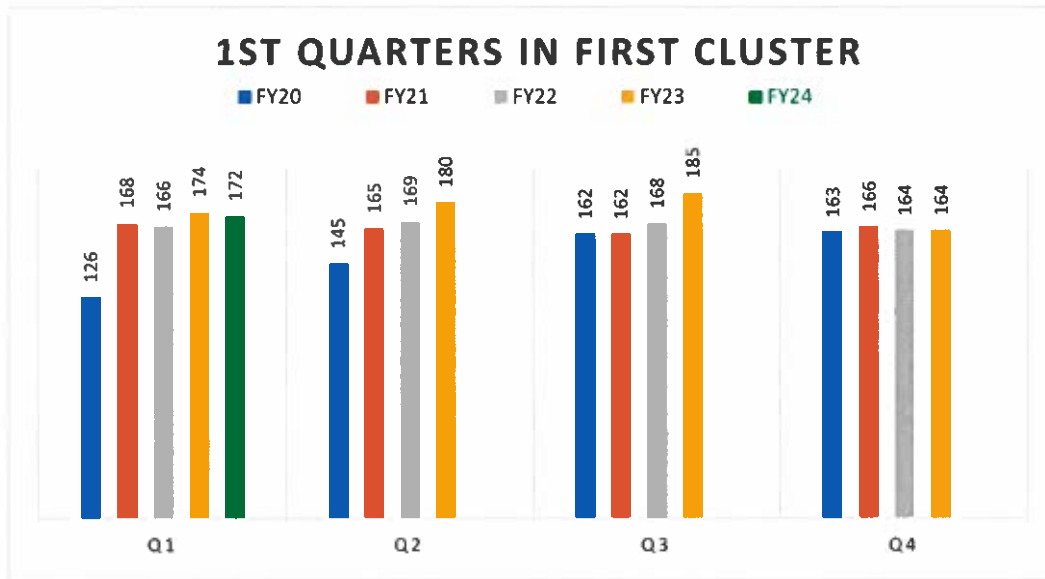
| | # |
|--------------|------------|
| Autism | 113 |
| ED | 22 |
| ID | 16 |
| OHI | 11 |
| MultiDis | 8 |
| DevDelay | 1 |
| TBI | 1 |
| total | 172 |

Note JULY to SEPT 2023 had 17 new private day school admissions:
 10 admissions for ages 6 to 11, all with Autism.
 7 admissions for ages 12 to 17: 2 Autism, 2 MultiDis, 1 ED, 1 ID, 1 TBI
 No new admissions for ages 18 to 22.
 7 exits: 4 moved from PWC; 2 completed after summer ESY; 1 to RTC-non-IEP



| 172 Students | |
|--------------|----|
| Ages: | # |
| 6 to 11 | 43 |
| 12 to 17 | 90 |
| 18 to 22 | 39 |

PRIVATE DAY STUDENT ENROLLMENTS



Tally # students per FY and Quarters

| | FY20 | FY21 | FY22 | FY23 | FY24 |
|----|------|------|------|------|------|
| Q1 | 126 | 168 | 166 | 174 | 172 |
| Q2 | 145 | 165 | 169 | 180 | |
| Q3 | 162 | 162 | 168 | 185 | |
| Q4 | 163 | 166 | 164 | 164 | |

Movements in FY24 1st quarter:

7 exits: 4 moved from PWC; 2 completed after summer ESY; 1 to RTC-non-IEP

17 new private day school admissions per IEP mandate:

10 admissions for ages 6 to 11, all with Autism.

7 admissions for ages 12 to 17: 2 Autism, 2 MultiDis, 1 ED, 1 ID, 1 TBI

Review Movements From FY23 4th quarter:

27 exits: 11 aged out; 9 Graduated; 7 exit other status (moved, home school, ESY)

6 new students entered day school -- 3 Autism, 2 Emo.Dis., 1 OHI.

Arrangements made for 4 additional new students to begin in FY24.

Agency: PWCS, IEP-driven private day placements

Aug-Sep-Oct 2023 for 11/16/2023

| FAPT Date | Case Manager | Client's Initials | Type Svcs* | Eligibility | Ser. Dates (start - end) | CM*Request | CPMT Approved |
|-----------|--------------|-------------------|------------|-------------|--------------------------|--------------|---------------|
| 8/1/23 | CCS | SA | IEP | mand | 8/1/23-6/30/24 | \$136,045.00 | \$136,045.00 |
| 8/8/23 | CCS | CB | IEP | mand | 8/8/23-6/30/24 | \$76,769.28 | \$76,769.28 |
| 8/8/23 | CCS | SB | IEP | mand | 8/8/23-6/30/24 | \$76,769.28 | \$76,769.28 |
| 8/8/23 | CCS | AK | IEP | mand | 8/8/23-6/30/24 | \$76,769.28 | \$76,769.28 |
| 8/8/23 | CCS | BKC | IEP | mand | 8/8/23-6/30/24 | \$76,769.28 | \$76,769.28 |
| 8/9/23 | CCS | BA | IEP | mand | 8/9/23-6/30/24 | \$85,362.60 | \$85,362.60 |
| 8/21/23 | CCS | DGR | IEP | mand | 8/21/23-6/30/24 | \$73,170.72 | \$73,170.72 |
| 8/21/23 | CCS | LR | IEP | mand | 8/21/23-6/30/24 | \$65,850.00 | \$65,850.00 |
| 8/21/23 | CCS | AO | IEP | mand | 8/21/23-6/30/24 | \$60,840.00 | \$60,840.00 |
| 8/22/23 | CCS | HI | IEP | mand | 8/22/23-6/30/24 | \$72,854.20 | \$72,854.20 |
| 8/22/23 | CCS | AK | IEP | mand | 8/22/23-6/30/24 | \$68,027.63 | \$68,027.63 |
| 8/25/23 | CCS | WS | IEP | mand | 8/25/23-6/28/24 | \$77,320.00 | \$77,320.00 |
| 8/28/23 | CCS | JM | IEP | mand | 8/28/23-6/30/24 | \$78,053.00 | \$78,053.00 |
| 8/28/23 | CCS | DRM | IEP | mand | 8/28/23-6/30/24 | \$60,212.88 | \$60,212.88 |
| 8/31/23 | CCS | DRR | IEP | mand | 8/31/23-6/28/24 | \$95,094.10 | \$95,094.10 |
| 8/31/23 | CCS | CV | IEP | mand | 8/31/23-6/30/24 | \$75,570.80 | \$75,570.80 |
| 9/1/23 | CCS | GB | IEP | mand | 9/1/23-6/30/24 | \$51,300.00 | \$51,300.00 |
| 9/1/23 | CCS | KH | IEP | mand | 9/1/23-6/30/24 | \$51,300.00 | \$51,300.00 |
| 9/1/23 | CCS | KM | IEP | mand | 9/1/23-6/30/24 | \$51,300.00 | \$51,300.00 |
| 9/5/23 | CCS | APA | IEP | mand | 9/5/23-6/14/24 | \$77,259.62 | \$77,259.62 |
| 9/5/23 | CCS | JP | IEP | mand | 9/5/23-6/14/24 | \$77,259.62 | \$77,259.62 |
| 9/5/23 | CCS | PTK | IEP | mand | 9/5/23-10/3/23 | \$13,560.52 | \$13,560.52 |
| 9/11/23 | CCS | LB | IEP | mand | 9/11/23-6/30/24 | \$75,641.00 | \$75,641.00 |
| 9/11/23 | CCS | AG | IEP | mand | 9/11/23-6/30/24 | \$81,373.00 | \$81,373.00 |
| 9/18/23 | CCS | MIK | IEP | mand | 9/18/23-6/30/24 | \$102,525.00 | \$102,525.00 |
| 9/24/23 | CCS | EK | IEP | mand | 9/24/23-6/30/24 | \$87,318.00 | \$87,318.00 |
| 10/4/23 | CCS | MG | IEP | mand | 10/4/23-10/30/23 | \$7,605.72 | \$7,605.72 |

Totals \$1,931,920.53 \$1,931,920.53

CPMT Chair - Courtney Tierney

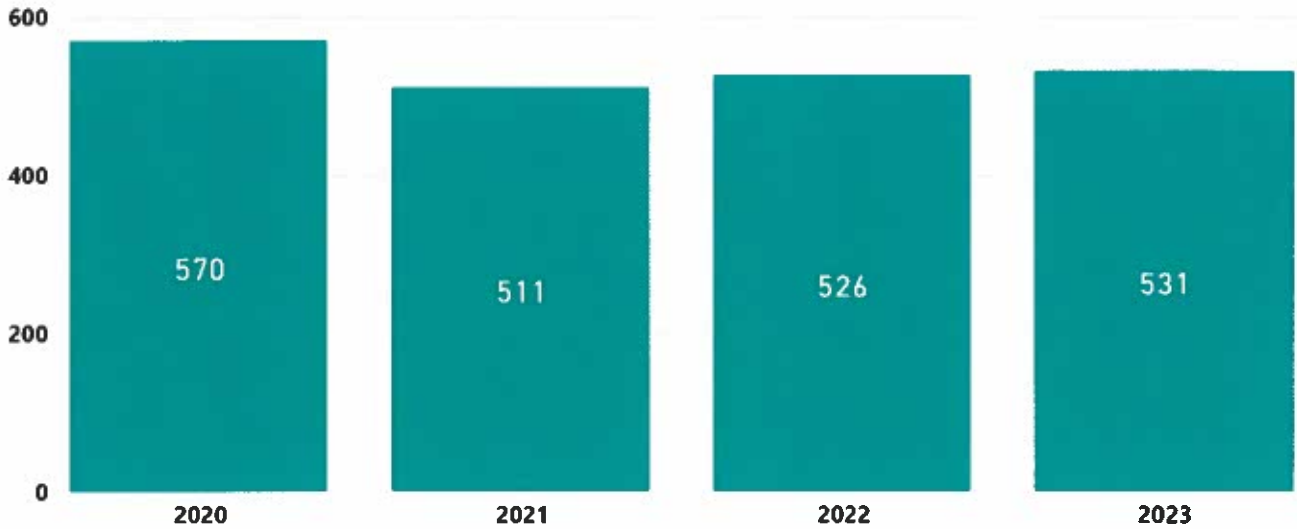
Signature: Courtney Tierney

Date: 11.16.23

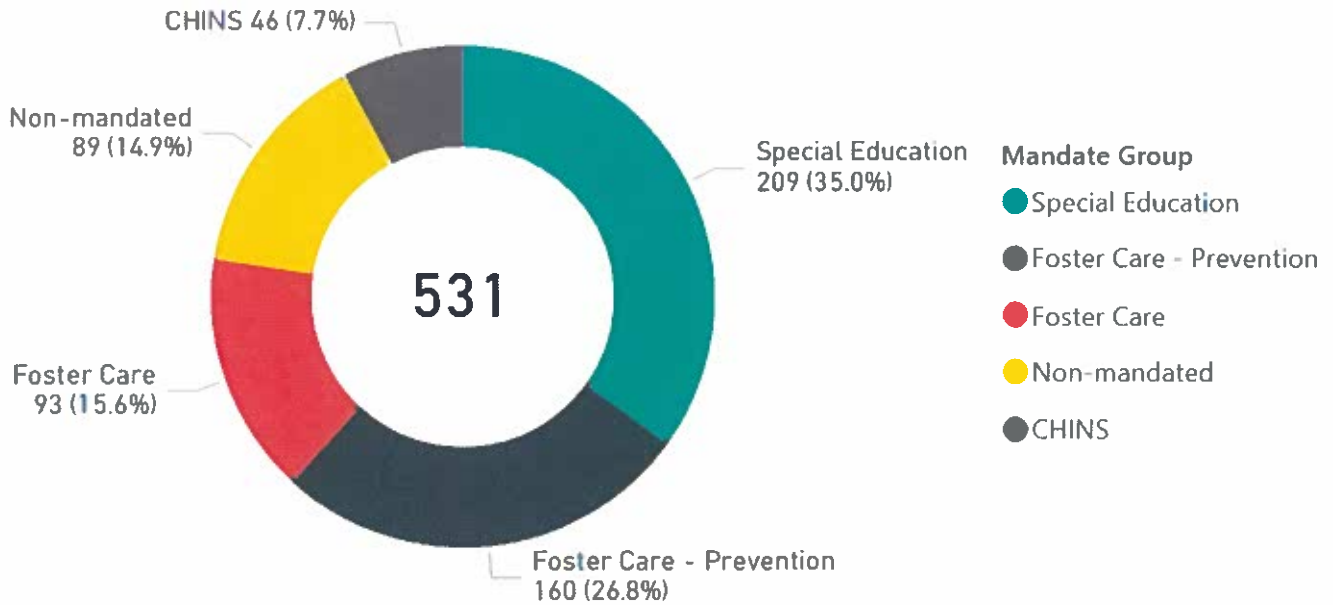
CPMT Data Report – 11/16/2023

FY23 Overview

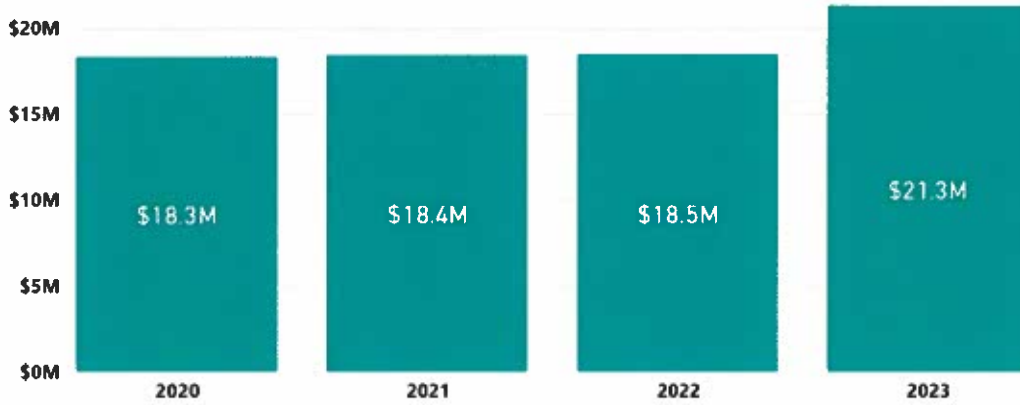
Distinct Child Count



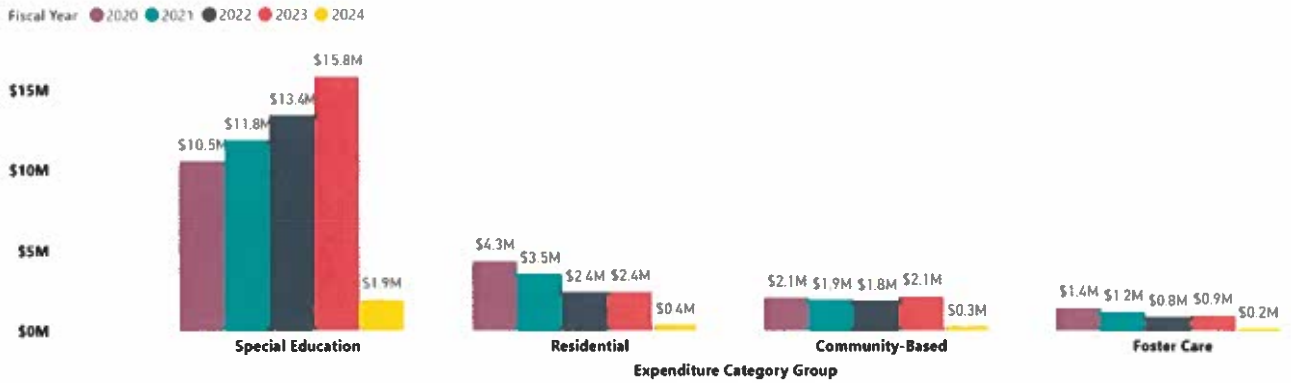
Distinct Child Count By Mandate Type



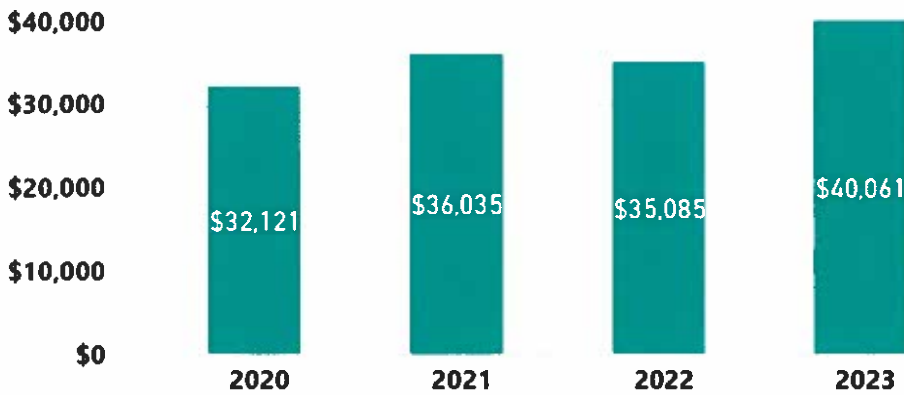
Total Net Expenditures



Total Net Expenditures By Expenditure Code



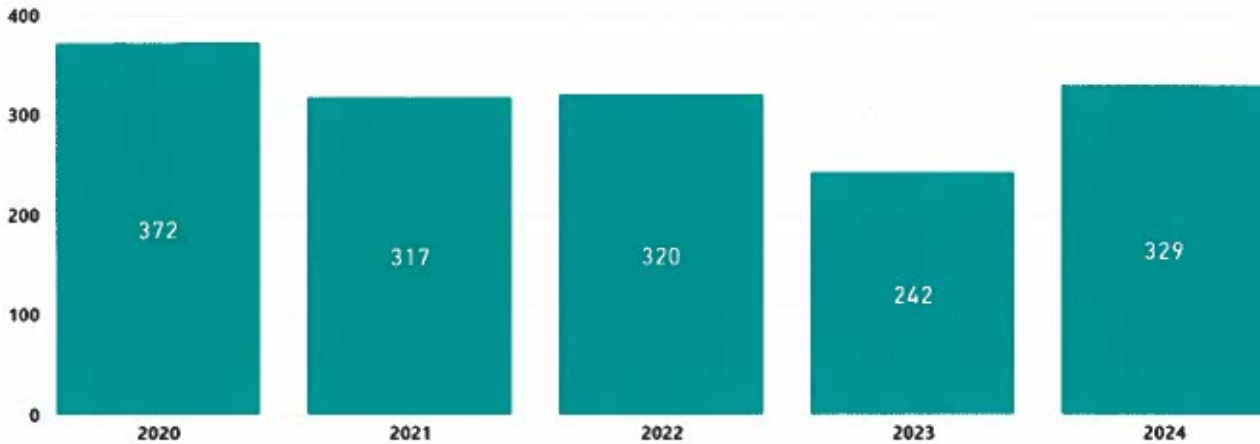
Average Net Expenditures Per Child



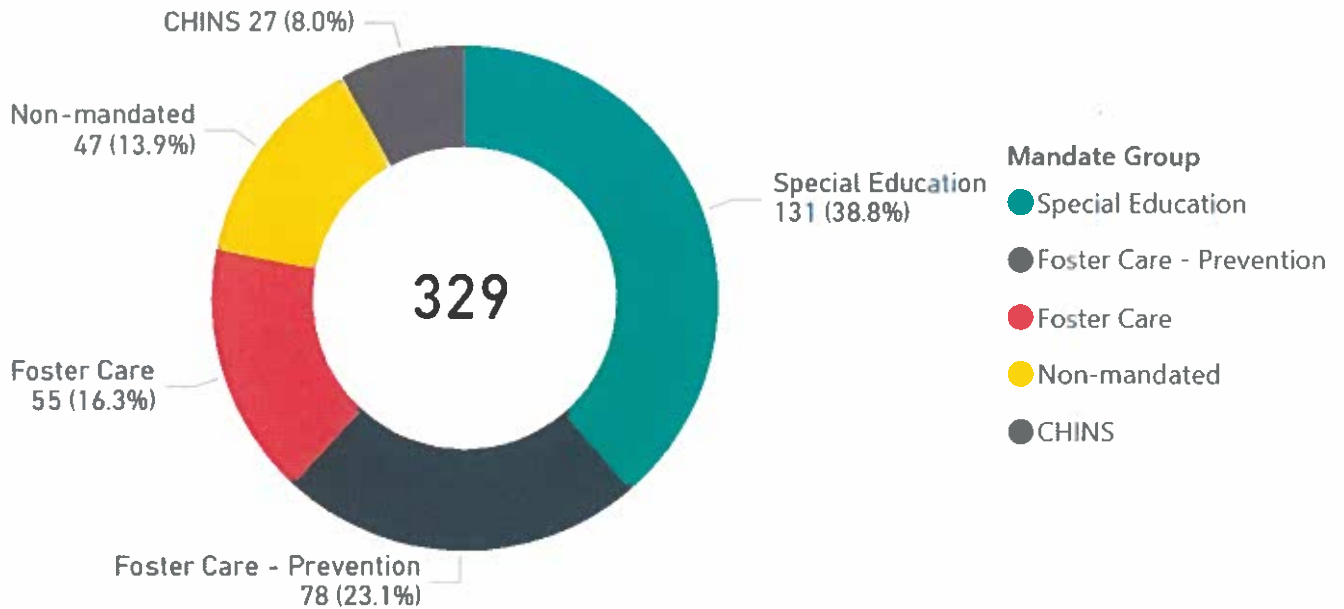
CPMT Data Report – 11/16/2023

FY24 Q1

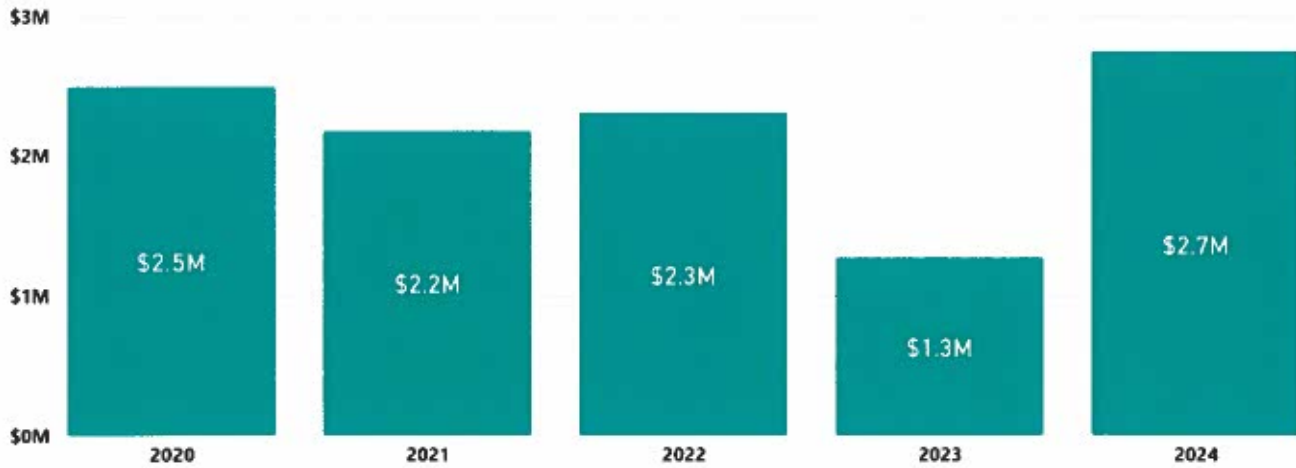
YTD Distinct Child Count Through 10/17



Distinct Child Count By Mandate Type



YTD Total Net Expenditures Through 10/17



Total Net Expenditures By Expenditure Code

