



Prince William County

PUBLIC SCHOOLS

Providing a World-Class Education



NOVA

Northern Virginia Community College


Prince William County (PWC) is home to a variety of public and private educational entities, ranging from preschools to universities. While each of these entities contributes to the Quality Education and Workforce Development goal, the public entities have the most direct ties to the County. Prince William County Schools (PWCS), Northern Virginia Community College, and George Mason University each have strategic plans that outline their individual goals for the near future. To maximize the partnerships between the County and these entities, the County's Strategic Plan incorporates outcomes from the various strategic plans that are of most interest to the community at large.



Northern Virginia Community College - Workforce Development Center



George Mason Univ. - PW Campus



Patriot High School



Northern Virginia Community College - Manassas Campus

Education Strategic Plan Goals



Prince William County **STRATEGIC PLAN** *A Community of Choice*

Prince William County approved a new Strategic Plan which includes a revised [Quality Education and Workforce Development Strategic Goal](#) in July 2021. This plan is the fourth iteration of six Strategic Plans that will build upon each other to achieve long-term goals by 2030.

Quality Education and Workforce Development

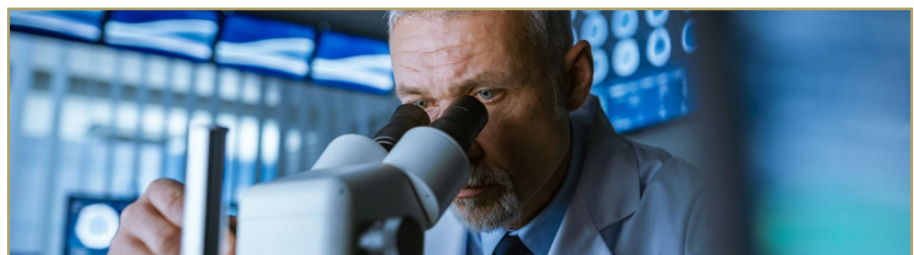
Goal Statement: Provide quality and equitable education for all learners and develop and attract a well-trained talented workforce.

Objectives

1. Increase collaboration between Prince William County Schools (PWCS) and the Board of County Supervisors (BOCS) by holding periodic meetings to review the successes and challenges that impact the quality of education for PWC students
2. Support PWCS strategic goal areas that support a quality education
3. Develop partnerships and cooperative efforts to reduce barriers to equitable education
4. Support lifelong learning opportunities in the community
5. Engage local businesses and county government to offer opportunities and/or training for workforce development

Key Performance Indicators (KPIs)

1. Track number of meetings held annually between PWCS and BOCS
2. Increase percentage of enrollment in pre-kindergarten programs
3. Track number of partnerships established focused on enhancing school programming
4. Increase percentage of internet access and technology accessibility
5. Increase number of special needs students returned to public school
6. Increase number of special needs students that have job or program placement after transitioning out of school
7. Increase percentage of enrollment in adult education programs
8. Track number of persons receiving county government job shadowing, internships, and mentorships



Prince William County Public Schools



Prince William County

PUBLIC SCHOOLS

Providing a World-Class Education



Average Tax Bill

Schools accounted for \$2,776 and 57.23% of the average residential tax bill in FY24. An additional \$8 and 0.16% of the average residential tax bill in FY24 goes toward the Class Size Reduction Grant, Gainesville high school debt service, and the School Security Program.

Prince William County Schools Strategic Plan

The County Government plan is complementary to the Prince William County Schools Strategic Plan. The School Board recently approved a new plan, called *PWCS Vision 2025*, launching with the vision that every student will graduate on-time with the knowledge, skills, and habits of mind necessary to create a thriving future for themselves and their community. Details on the plan is on the Schools website: https://www.pwcs.edu/about_us/strategic_plan.

Vision

Every student will graduate on time with the knowledge, skills, and habits of mind necessary to create a thriving future for themselves and their community.

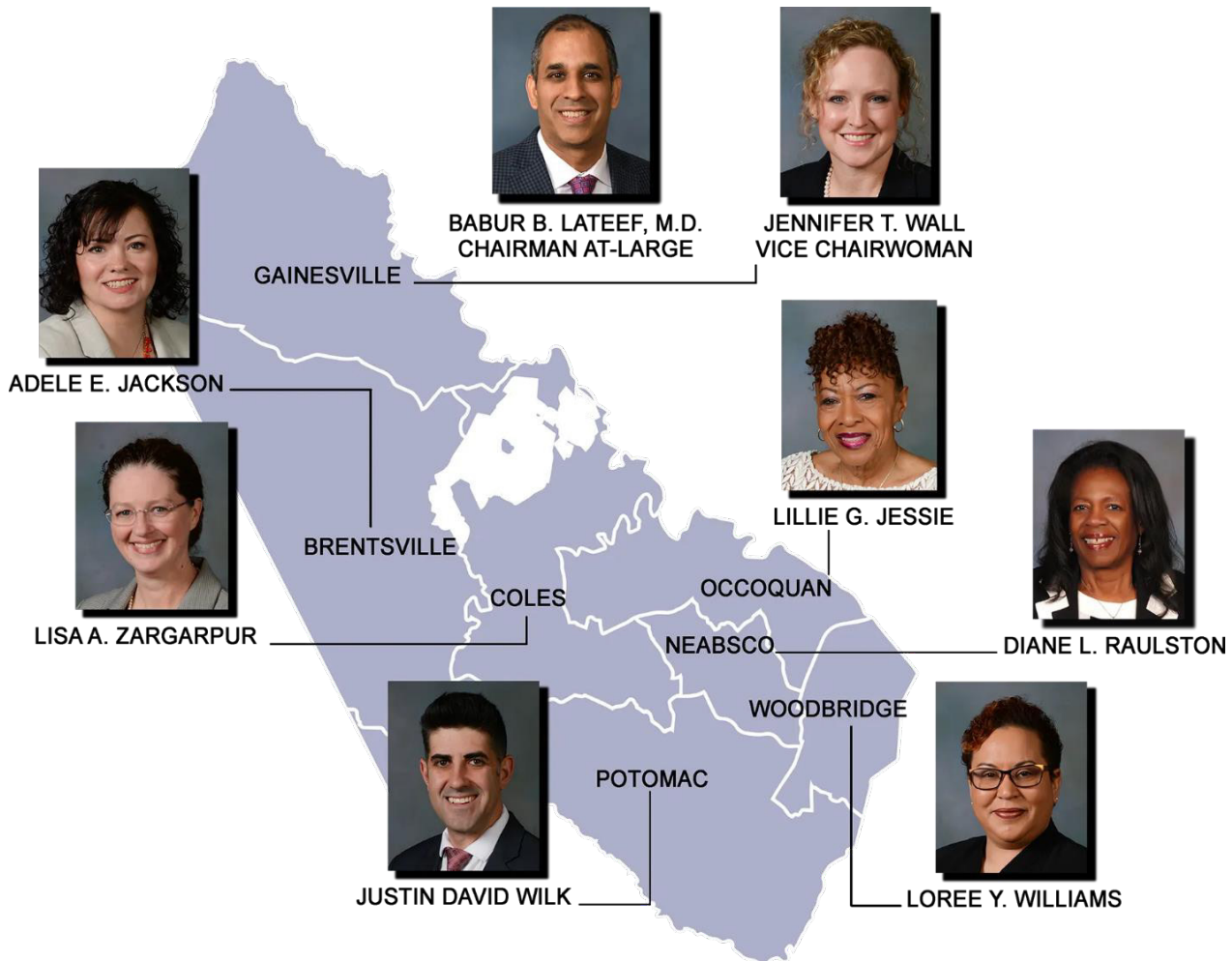
Prince William County Public Schools

Mission

- We serve as trusted partners in education with our students, families, and community.
- We prepare our students to be critical thinkers, responsible digital citizens, innovators and visionaries, resilient individuals, and global collaborators.
- We commit to inclusive practices and equity with an expectation of excellence from every student and employee every day.

Core Values

- Equity:** We strive to provide equitable opportunities and support for all students.
- Inclusivity:** We celebrate our diversity as a strength and welcome all students.
- Innovation:** We seek knowledge to create new and unique ideas to reach students.
- Integrity:** We trust that we do what is best for students through effective interpersonal relationships, dependability, and doing the right thing in all circumstances, even if no one is watching.
- Resiliency:** We believe in the process of adapting well in the face of adversity, solving problems, and coping with change and challenges.
- Well-being:** We take responsibility for the well-being of students' physical and mental health, and take measures to help students, families, and employees feel supported and protected, in order to thrive.



Prince William County Public Schools

Expenditure and Revenue Summary

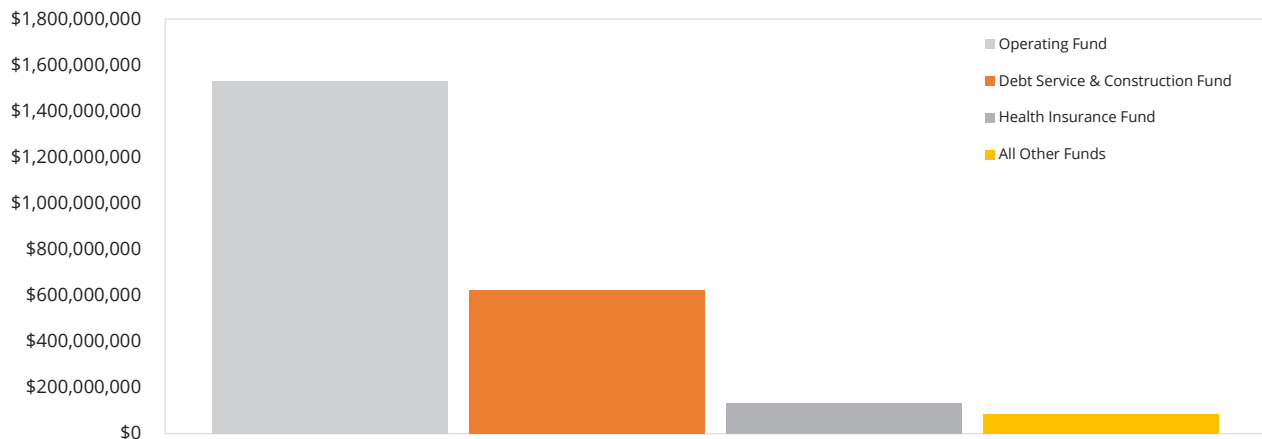


Expenditures	FY20 Actuals	FY21 Actuals	FY22 Actuals	FY23 Adopted	FY24 Adopted	% Change Budget FY23/ Budget FY24
Operating Fund	\$1,103,547,672	\$1,136,193,219	\$1,306,928,784	\$1,416,718,282	\$1,532,453,943	8.17%
Debt Service Fund	\$105,389,160	\$107,585,294	\$110,721,029	\$109,963,456	\$109,963,456	0.00%
Construction Fund	\$165,248,134	\$124,264,511	\$124,840,054	\$129,099,104	\$511,850,479	296.48%
Food Service Fund	\$34,790,547	\$35,765,128	\$45,867,206	\$50,000,000	\$53,500,000	7.00%
Distribution Center Fund	(\$262,433)	\$934,584	(\$431,729)	\$5,000,000	\$5,000,000	0.00%
Facilities Use Fund	\$957,075	\$255,244	\$805,689	\$1,724,816	\$1,177,478	(31.73%)
Self Insurance Fund	\$5,112,765	\$5,566,022	\$5,749,459	\$6,431,527	\$6,456,984	0.40%
Health Insurance Fund	\$91,764,536	\$92,193,398	\$120,986,558	\$124,472,710	\$133,220,808	7.03%
Regional School Fund	\$4,708,211	\$1,987,152	\$0	\$0	\$0	-
Governor's School @ Innovation Park	\$1,246,717	\$961,654	\$1,652,531	\$1,522,627	\$1,655,102	8.70%
School Age Child Care Program Fund	\$140,374	\$566,039	\$366,725	\$550,000	\$550,000	0.00%
Aquatics Center Fund	\$439,501	\$148,537	\$1,373,999	\$1,593,520	\$2,134,619	33.96%
Imaging Center Fund	\$0	\$0	\$82,051	\$532,946	\$556,878	4.49%
Student Activity Fund	\$0	\$0	\$0	\$15,656,000	\$15,656,000	0.00%
Total Schools	\$1,513,082,258	\$1,506,420,782	\$1,718,942,357	\$1,863,264,988	\$2,374,175,747	27.42%

Funding Sources

Revenue from Federal Government	\$0	\$0	\$0	\$71,027,547	\$73,145,640	2.98%
Use of Money & Property	\$1,419,386	\$120,713	\$162,290	\$3,784,541	\$3,027,478	(20.00%)
Miscellaneous Revenue	\$657,254,868	\$754,149,963	\$787,190,600	\$18,456,000	\$19,254,000	4.32%
Non-Revenue Receipts	\$126,120,301	\$116,527,952	\$64,942,209	\$75,704,693	\$163,517,816	115.99%
Charges for Services	\$100,770,543	\$108,234,797	\$109,023,760	\$152,580,684	\$156,540,759	2.60%
Revenue from Commonwealth	\$0	\$0	\$0	\$733,224,754	\$747,532,317	1.95%
Transfers In	\$659,040,714	\$702,765,964	\$731,230,713	\$764,096,823	\$849,468,843	11.17%
Total Designated Funding Sources	\$1,544,605,811	\$1,681,799,390	\$1,692,549,572	\$1,818,875,042	\$2,012,486,853	10.64%
Net (Increase)/Decrease to Fund Balance	(\$31,523,553)	(\$175,378,608)	\$26,392,785	\$44,389,946	\$361,688,894	714.80%

FY2024 Prince William County Schools Expenditure Budget by Fund



Prince William County Public Schools

Organization

PWCS is organized to focus on meeting the needs of approximately 90,000 students while managing 100 schools and centers. It is an efficient and well-managed organization of more than 12,000 employees.

PWCS is governed by eight elected School Board members. The members are elected to four-year terms. One member represents each of the County's seven magisterial districts and the chairman serves at large. The School Board is charged by Virginia law and the regulations of the Virginia Board of Education to establish guidelines and rules that will ensure the proper administration of the County's school programs.

The Superintendent works closely with the Deputy Superintendent and the Associate Superintendents to oversee the day-to-day operations of the PWCS and support services. Principals and support department heads report to the associate superintendents.

The School Division operates under a site-based management philosophy where PWCS and departments have significant authority to plan and budget resources to meet division and school/department goals and objectives. Each school and department is held accountable for successfully meeting goals and objectives.

General Overview

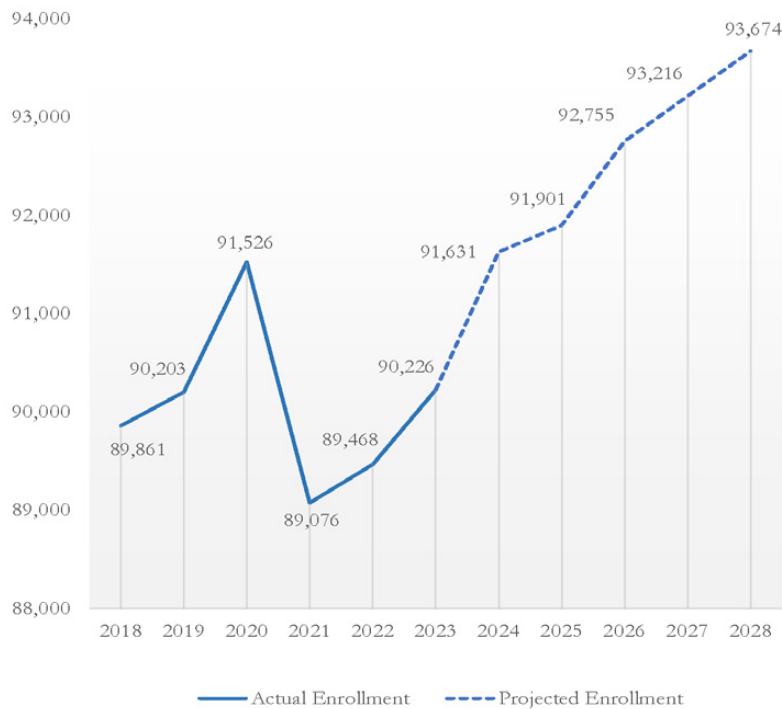
- A. **The School Budget** is handled independently from other department budgets reviewed by the County Executive. The School Board, which is elected by the citizens of PWC, submits its budget request directly to the BOCS. The BOCS then reviews the proposed budget through work sessions with the School Board. The FY2024 Budget for PWCS includes a total local County transfer of \$809,920,805. Details of the County transfer are summarized in the table and narrative below.

Summary of School Transfer to PWCS			
	FY23 Adopted	FY24 Adopted	\$ Change
Schools Share of General Revenue (57.23%)	\$715,127,766	\$805,948,343	\$90,820,576
Federal government debt service reimbursement on Qualified School Construction Bonds & Virginia Public School Authority (VPSA) Debt	\$1,083,433	\$1,019,029	(\$64,404)
Class Size Reduction Grant	\$1,000,000	\$1,000,000	\$0
Gainesville High School Debt Service Equivalent	\$813,969	\$795,288	(\$18,681)
Cable Grant - Schools Share (57.23%)	\$600,915	\$658,145	\$57,230
School Security Program (Transfer from Police Department)	\$500,000	\$500,000	\$0
Total School Transfer	\$719,126,083	\$809,920,805	\$90,794,721

- B. **County/Schools Revenue Agreement** – The current County/Schools revenue sharing agreement was approved on December 8, 1998, via [BOCS Resolution 98-1032](#) and amended on April 23, 2013, through [BOCS Resolution 13-257](#). The FY2024 Budget adheres to current adopted policy whereby the Schools receive 57.23% of general revenues and the County government receives 42.77%.
- C. **Federal Government Debt Service Reimbursements** – The Build America Bonds (BAB) and Qualified School Construction Bonds (QSCB) programs were created as part of the American Recovery and Reinvestment Act (ARRA) of 2009. The programs were intended to stimulate the national economy out of economic recession by helping state and local jurisdictions regain access to bond markets after the financial collapse made it difficult to borrow for infrastructure improvements. Municipalities issued taxable bonds at higher interest rates with the federal government subsidizing 35% of interest payments under the BAB program and 100% of interest payments under the QSCB program. BAB and QSCB revenue received from the federal government is transferred from the County's general fund to the Schools' debt service fund since the Schools pay the annual debt service financed by those bond issuances. However, reimbursement from the federal government has declined due to the federal government sequester. The current sequestration reduction rate for the BAB and QSCB programs is 5.7% less than originally planned.

Prince William County Public Schools

- D. **Class Size Reduction Grant** – On April 21, 2015, the BOCS adopted [BOCS Resolution 15-292](#) creating a Class Size Reduction Grant of up to \$1.0 million. The grant is intended to help the School Board address the issue that PWCS class sizes are at the maximum permitted under Virginia law. Such funding was contingent upon the execution of a separate grant agreement between the School Board and the Prince William BOCS that includes the following provisions:
 1. The County’s funding, up to \$1,000,000, is matched dollar for dollar by the School Board.
 2. The combined amount, up to \$2,000,000, is used exclusively to sustain the class size reductions achieved during the 2015-2016 school year.
 3. The combined amount, up to \$2,000,000, cannot be used to supplant the level of effort toward class size reduction already contained within the Schools’ budget.
- E. **Gainesville High School (13th High School) Debt Service Equivalent** – In recognition of higher student enrollment than anticipated by PWCS, the BOCS approved [BOCS Resolution 17-18](#) on January 10, 2017, which transferred \$10,675,000 to the Schools for school site acquisition, renovations, and new school construction in the eastern portion of the County. The BOCS also directed the County Executive to include in the FY2018 Budget annual debt service costs necessary to finance an additional \$10,675,000 for additional capital project expenses at the Gainesville High School. This is an additional transfer to the Schools over and above the Schools’ share of general revenue identified in the County/Schools Revenue Agreement. Board action was in response to the PWCS Board approving an alternative design for the school on January 4, 2017, that increased student capacity at the new school by over 500 students and increased the cost by \$10,675,000. Gainesville High School opened in August 2021.
- F. **Cable Grant** – An annual 1% cable equipment grant is provided by cable television providers operating in the County. Grant proceeds must be used for cable related capital needs. Although not considered general revenue, revenue derived from the grant is shared with PWCS in accordance with the County/Schools revenue agreement. Both the County and Schools use cable equipment grant proceeds to support informational programming on their respective access channels. Grant receipts are evaluated on an annual basis for potential, future adjustments.
- G. **School Security Program** – The budget continues to transfer \$500,000 to the Schools for enhancing security at elementary schools in the County. The program includes six staff members including five community security officers and one community safety officer supervisor. The personnel are school employees and takes advantage of state law that allows school systems to hire retired law enforcement officers to serve as armed security. The funding is transferred to the Schools from the Police Department budget.
- H. **Student Enrollment Growth** – The Schools are projecting a growth rate of 0.8% per year over the next five years (FY24-28). The PWC School division estimates 1,405 additional students will enroll in FY24 (September 2023) bringing total student enrollment to a projected 91,631 students.



Note, the student enrollment projections were reported by PWCS on April 4, 2023 in a presentation to the BOCS.

Prince William County Public Schools

Elementary Schools

- Alvey
- Antietam
- Ashland
- Bel Air
- Belmont
- Bennett
- Bristow Run
- Buckland Mills
- Cedar Point
- Chris Yung
- Coles
- Covington-Harper
- Dale City
- Dumfries
- Ellis
- Enterprise
- Featherstone
- Fitzgerald
- Glenkirk
- Gravely
- Haymarket
- Henderson
- Jenkins
- Kerrydale
- Kilby
- King
- Lake Ridge
- Leesylvania
- Loch Lomond
- Marshall
- Marumscos Hills
- McAuliffe
- Minnieville
- Montclair
- Mountain View
- Mullen
- Neabsco
- Occoquan
- Old Bridge
- Pattie

- Penn
- Piney Branch
- Potomac View
- River Oaks
- Rockledge
- Rosa Parks
- "Rosemont"
- Signal Hill
- Sinclair
- Springwoods
- Sudley
- Swans Creek
- Triangle
- Tyler
- Vaughan
- Victory
- West Gate
- Westridge
- Williams
- Wilson
- Wood
- Yorkshire

Traditional K-8 Schools

- Pennington Traditional
- Porter Traditional
- The Nokesville School

Middle Schools

- Benton
- Beville
- Bull Run
- Gainesville
- Graham Park
- Hampton
- Lake Ridge
- Lynn
- Marsteller
- Parkside
- Potomac
- Potomac Shores

- Reagan
- Rippon
- Saunders
- Unity Braxton
- Woodbridge

High Schools

- Battlefield
- Brentsville
- Colgan
- Forest Park
- Freedom
- Gainesville
- Gar-Field
- Hylton
- Osbourn Park
- Patriot
- Potomac
- The Governor's School @ Innovation Park*
- Thomas Jefferson High School for Science & Technology*
- Unity Reed
- Virtual Prince William*
- Woodbridge

Alternative Schools

- Independence Nontraditional School (merged from New Directions Alternative Center, New Dominion Alternative Center, and PACE East)
- PACE West

Preschool

- Woodbine Preschool Center

* Title from PWCS.edu listing, rather than from notation given in PWCS Data Profiles.